

# ORU

CAREER SERVICES

Oral Roberts University  
2021 Post Graduate Survey

Statistics for Graduates from  
December 2020, May 2021, & August 2021

Prepared By:  
Office of Career Services  
Learning Resource Center – 3<sup>rd</sup> Floor  
Suite 314

hireORUgrads.com

# Table of Contents

College of Education Executive Summary.....	3
Statistical Breakdown, 2020 – 2021.....	4
Graduate/Professional Schools .....	5
Employers of the College of Education 2021 Graduates .....	7
Early Childhood Education & /Early Childhood Education .....	8
English Language Teaching Global Classroom/Special Education .....	10
Interdisciplinary Studies & School Administration .....	10
Teaching with Certification .....	11
Art Education .....	12
English Education & Math Education.....	13
Music Education & Science Education.....	14
Social Studies Education .....	15

---

# ORU

---

CAREER SERVICES

College of Education

Statistics for Graduates from  
December 2020, May 2021, & August 2021

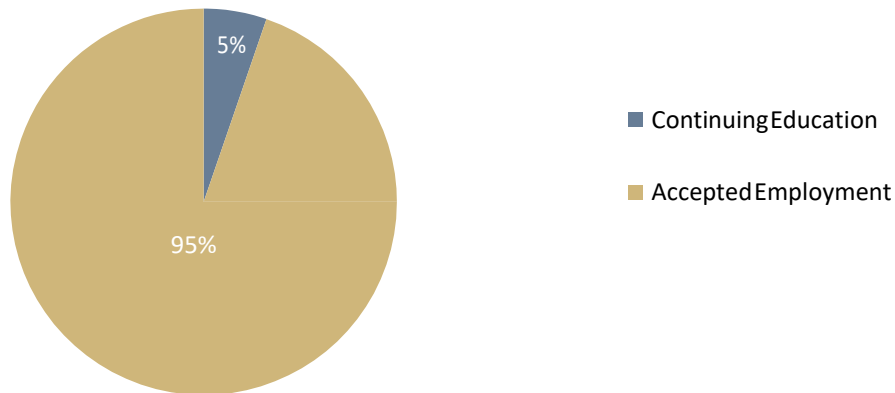
2020 - 2021 Post Graduate Survey

hireORUgrads.com

## College of Education (2020 - 2021) Executive Summary

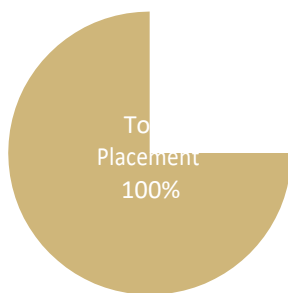
The 2021 graduating class included 51 students from the College of Education. ORU was able to collect information from 19 students, representing a knowledge rate of 86.36%. Of the 19 graduates, 1 or 5.26% were Attending Graduate School, 18 or 94.74% were Employed, 0 or 0% were Not Seeking Employment, and 0 or 0% were Seeking Full Time Employment. These figures have been further broken down by department in the following charts:

### Class of 2021 Graduate Activity (N=19)



Of ORU's knowledge rate on the 19 graduates, 0% were still seeking employment, resulting in a 100% career outcomes rate for the College of Education graduate and undergraduate students for 2020 - 2021. Of the 18 seeking employment, 100% were employed and 0% were still seeking employment six months after graduation.

### Career Outcomes Rate (N=19)



### Accepted or Seeking Employment (N=18)



College of Education – Statistical Breakdown, 2020 - 2021

	US Students	Percentage	International	Percentage	Total	Percentage
Knowledge Rate	18	90.00%	1	50.00%	19	86.36%
Not Reached	2	10.00%	1	50.00%	3	13.64%
<b>Total Graduates</b>	<b>20</b>	<b>100%</b>	<b>2</b>	<b>100%</b>	<b>22</b>	<b>100%</b>

Knowledge Rate Breakdown

Seeking Employment	17	94.44%	1	100.00%	18	94.74%
Not Seeking Employment	0	0.00%	0	0.00%	0	0.00%
<b>Furthering Education</b>	<b>1</b>	<b>5.56%</b>	<b>0</b>	<b>0.00%</b>	<b>1</b>	<b>5.26%</b>

Seeking Employment  
Breakdown

Employed	17	100.00%	1	100.00%	18	100.00%
Still Seeking	0	0.00%	0	0.00%	0	0.00%

Undergraduate Level Students

	US Students	Percentage	International	Percentage	Total	Percentage
Knowledge Rate	13	86.67%	0	0.00%	13	81.25%
Not Reached	2	13.33%	1	100.00%	3	18.75%
<b>Total Graduates</b>	<b>15</b>	<b>100%</b>	<b>1</b>	<b>100%</b>	<b>16</b>	<b>100%</b>

Knowledge Rate Breakdown

Seeking Employment	13	100.00%	0	0.00%	13	100.00%
Not Seeking Employment	0	0.00%	0	0.00%	0	0.00%
<b>Furthering Education</b>	<b>0</b>	<b>0.00%</b>	<b>0</b>	<b>0.00%</b>	<b>0</b>	<b>0.00%</b>

Seeking Employment  
Breakdown

Employed	13	100.00%	0	0.00%	13	100.00%
Still Seeking	0	0.00%	0	0.00%	0	0.00%

Graduate Level Students:

	US Students	Percentage	International	Percentage	Total	Percentage
Knowledge Rate	5	100.00%	1	100.00%	6	100.00%
Not Reached	0	0.00%	0	0.00%	0	0.00%
<b>Total Graduates</b>	<b>5</b>	<b>100%</b>	<b>1</b>	<b>100%</b>	<b>6</b>	<b>100%</b>

Knowledge Rate Breakdown

Seeking Employment	4	80.00%	1	100.00%	5	83.33%
Not Seeking Employment	0	0.00%	0	0.00%	0	0.00%
<b>Furthering Education</b>	<b>1</b>	<b>20.00%</b>	<b>0</b>	<b>0.00%</b>	<b>1</b>	<b>16.67%</b>

Seeking Employment  
Breakdown

Employed	4	100.00%	1	100.00%	5	100.00%
Still Seeking	0	0.00%	0	0.00%	0	0.00%

## Employers of the College of Education 2021 Graduates

Assembly at Broken Arrow

Cascia Hall Preparatory School

Chouteau-Mazie Public Schools

First Baptist Academy Jefferson

Elementary

Jenks Public Schools

JET Program in Japan

Metuchen Christian Academy

NorthStar Church South County

Oral Roberts University

Responsive Education Elementary School

Summit Christian Academy

Tulsa Public Schools

Union Public School

Victory Christian School

Wolf Creek Elementary

## Graduate Schools Attended by Students from the College of Education

Oral Roberts University

**Early Childhood Education**

One Graduate, with a Knowledge Rate of 0%

Hiring Employer(s): N/A

Graduate School(s): N/A

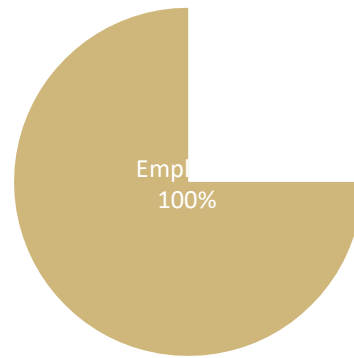
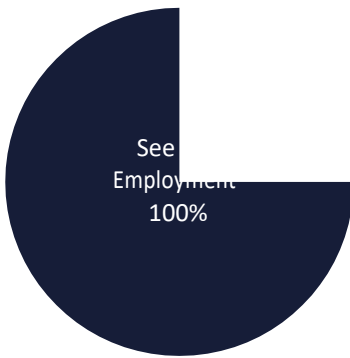
Average GPA: 3.96

**Elementary Education**

Eleven Graduates, with a Knowledge Rate of 90.91%

Of 10 Graduate(s)

Of 10 Seeking Employment



Hiring Employer(s): Assembly at Broken Arrow, Chouteau-Mazie Public Schools, First Baptist Academy, Jefferson Elementary, Metuchen Christian Academy, NorthStar Church South County, Responsive Education Elementary School, Summit Christian Academy, Union Public School, Wolf Creek Elementary

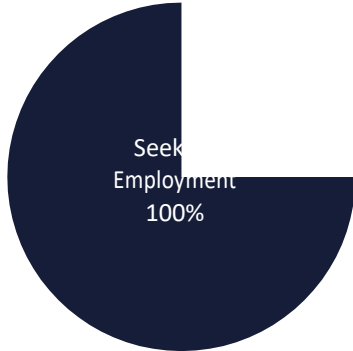
Graduate School(s): N/A

Average GPA: 3.81

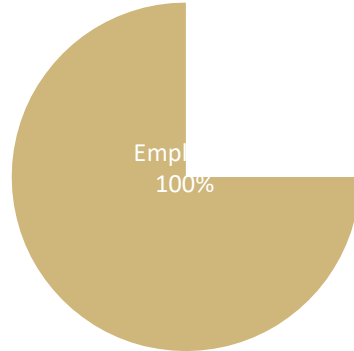
**English Language Teaching Global Classroom**

Two Graduates, with a Knowledge Rate of 50%

Of 1 Respondent(s)



Of 1 Seeking Employment



Hiring Employer(s): JET Program in Japan

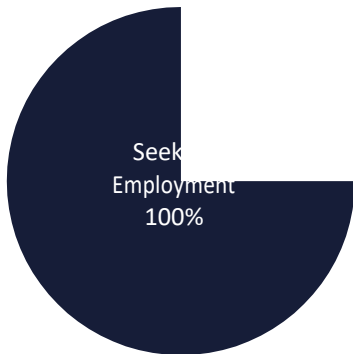
Graduate School(s): N/A

Average GPA: 3.57

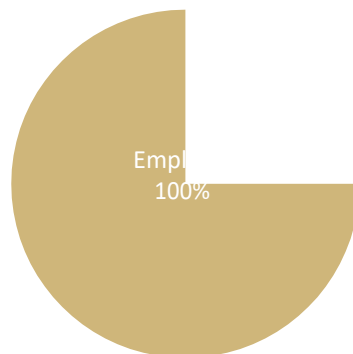
**Special Education/Mild-Moderate Disability**

Two Graduates, with a Knowledge Rate of 100%

Of 2 Graduate(s)



Of 2 Seeking Employment



Hiring Employer(s): Metuchen Christian Academy, Union Public Schools

Graduate School(s): N/A

Average GPA: 3.45



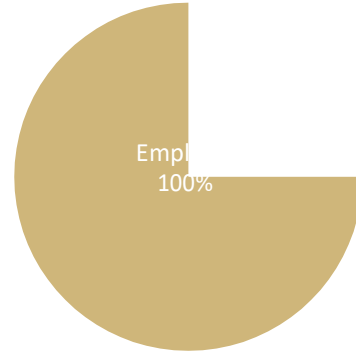
**Interdisciplinary Studies**

Three Graduates, with a Knowledge Rate of 100%

Of 3 Graduate(s)



Of 2 Seeking Employment



Hiring Employer(s): Cascia Hall Preparatory School, Oral Roberts University

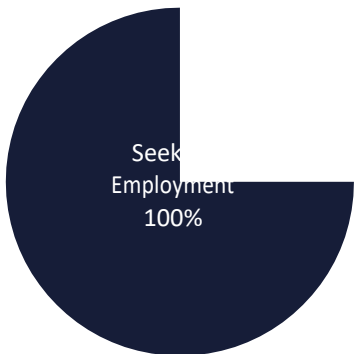
Graduate School(s): Oral Roberts University

Average GPA: 3.87

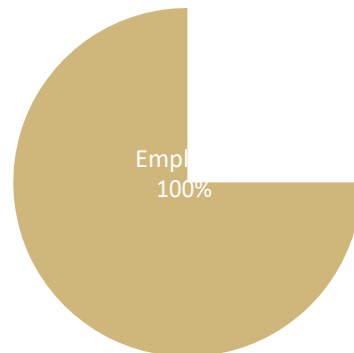
**School Administration**

One Graduate, with a Knowledge Rate of 100%

Of 1 Graduate(s)



Of 1 Seeking Employment



Hiring Employer(s): Jenks Public Schools

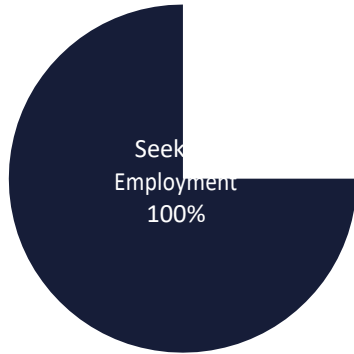
Graduate School(s): N/A

Average GPA: 4.0

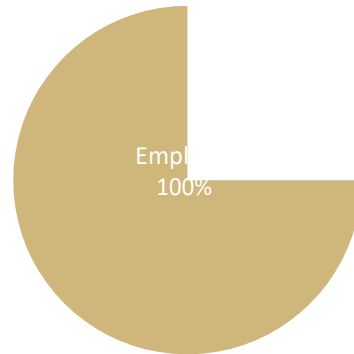
Teaching with Certification

Two Graduates, with a Knowledge Rate of 100%

Of 2 Graduate(s)



Of 2 Seeking Employment



Hiring Employer(s): Tulsa Public Schools, Victory Christian School

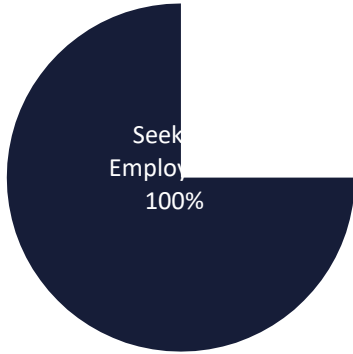
Graduate School(s): N/A

Average GPA: 3.83

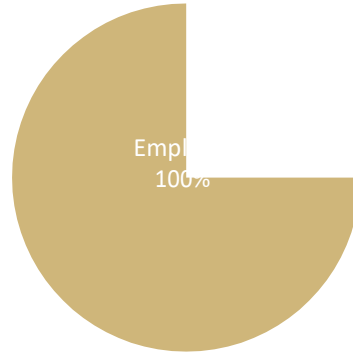
Art Education/K-12 Teaching

One Graduate, with a Knowledge Rate of 100%

Of 1 Graduate(s)



Of 1 Seeking Employment



Hiring Employer(s): Victory Christian School

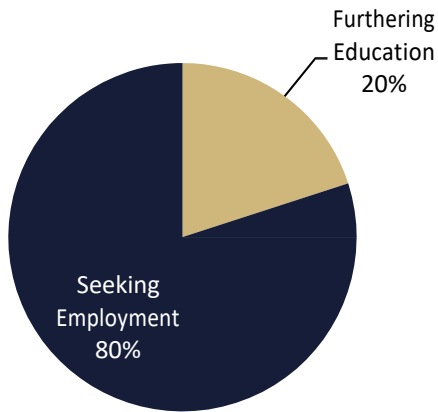
Graduate School(s): N/A

Average GPA: 3.95

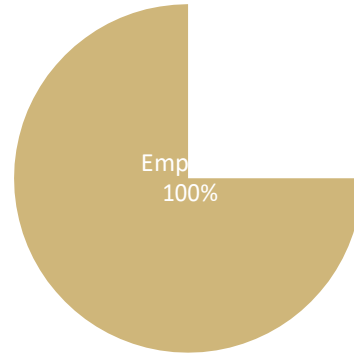
**English Education – Secondary Teaching**

Five Graduates, with a Knowledge Rate of 100%

Of 5 Graduate(s)



Of 4 Seeking Employment



Hiring Employer(s): Catholic Charities, Kansas City Public School District, Tulsa City Library

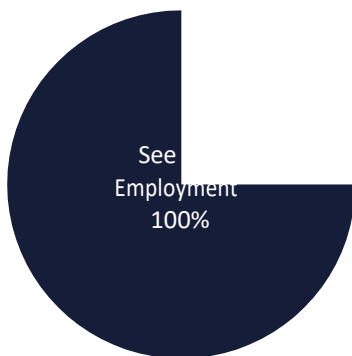
Graduate School(s): Northeastern State University

Average GPA: 3.54

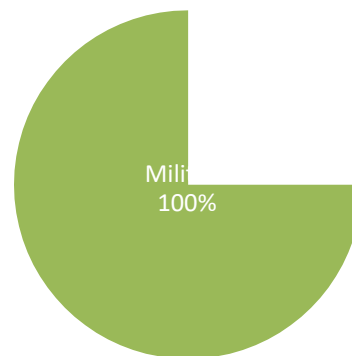
**Math Education/Sec. Teaching**

Two Graduate, with a Knowledge Rate of 50%

Of 1 Graduate(s)



Of 1 Seeking Employment



Hiring Employer(s): United States Army

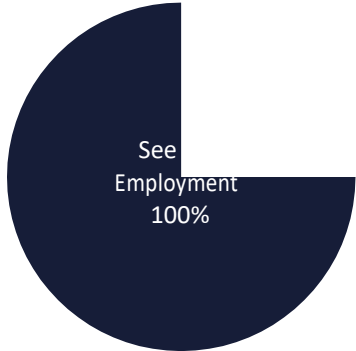
Graduate School(s): N/A

Average GPA: 3.21

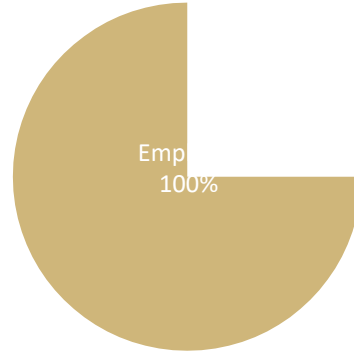
**Music Education/K-12**

Seven Graduates, with a Knowledge Rate of 100%

Of 7 Graduate(s)



Of 7 Seeking Employment



Hiring Employer(s): Anthem Road Academy, Broken Arrow Public Schools, Geronimo Public Schools, Oral Roberts University, Bart Center for Music, Tupelo Public School District, Union Public Schools

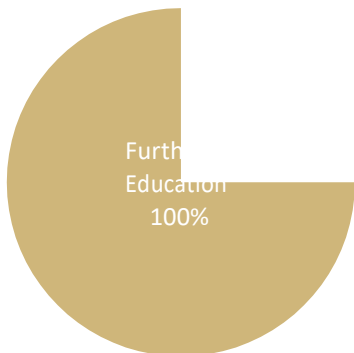
Graduate School(s): N/A

Average GPA: 3.72

**Science Education**

One Graduate with a Knowledge Rate of 100%

Of 1 Graduate(s)



Hiring Employer(s): N/A

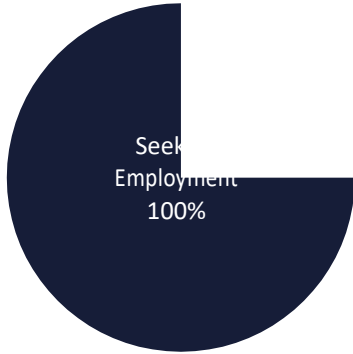
Graduate School(s): Oral Roberts University

Average GPA: 3.97

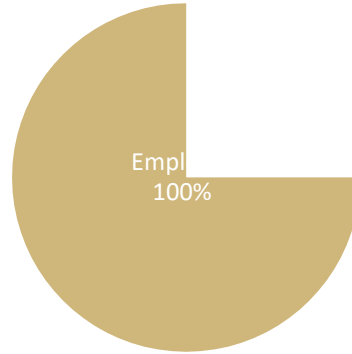
**Social Studies Education**

One Graduate, with a Knowledge Rate of 100%

Of 1 Graduate(s)



Of 1 Seeking Employment



Hiring Employer(s): Coldwell Banker

Graduate School(s): N/A

Average GPA: 3.95