

• What discipline? What subject?

Choose an appropriate database. Or, start with [Academic Search Complete](#) then use the "Choose Databases" link in EBSCO to search other databases.

• What topic? What profession?

1) Use relevant keywords to identify and search the concepts of your research paper.

Examples:

- Topic(s):
 - "fantasy literature"
 - Narnia and literature and (valu* or purpose)
 - fantasy and child* and purpose
- Subject or discipline:
 - cloning
 - chemistry (chemical engineer*)
 - biology
- Profession:
 - sports journalism
 - sport and journal*

2) Develop variant search queries.

Examples:

"military chaplain" and issue
 military and chaplain and issue*
 military and chaplain and Christian
 Christian and chaplain and ethic*

• What influences? What perspective?

Add search terms that identify your topic.

Examples:

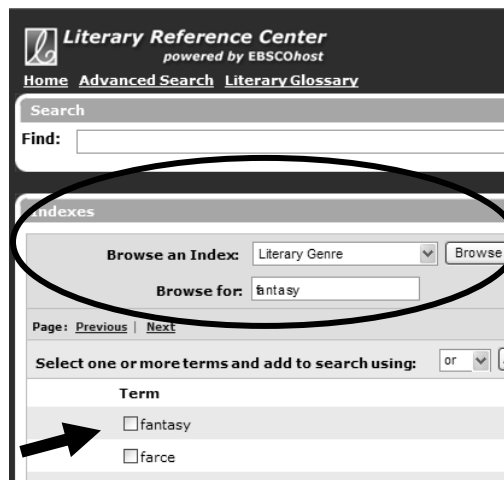
social* (social, society)
 cultur* (cultural, culture)
 moral
 ethic* (ethical, ethics, ethic)
 bibl* (bible biblical)
 Christian
 "Christian worldview"
 "Christian perspective"
 "religious aspect"
 religio* (religion religious)

ideology argument*
 belief controvers* (-y, -ies, -ial)
 presupposition pros con
 principle*

influenc*
 effect "professional ethics"
 motivation "code of ethics"
 dilemma
 concern
 issues

Browse an Index/ Select a Subject

In EBSCO databases, look in the top menu bar for a link to browse index (thesaurus, subjects, MESH, etc.)



Limit Your Results

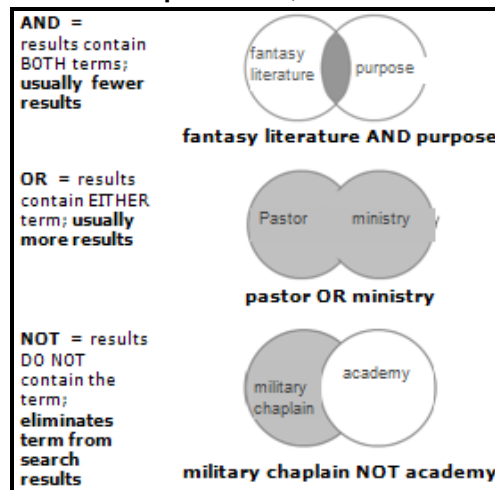
Databases offer options to limit your results, including date, scholarly/ peer-reviewed, document type (article, book review, etc.), subject and language.

Use Truncation (*)

Use the asterisk for multiple word endings.

Example: **ethic*** = **ethics, ethical**

Use Boolean operators (shaded areas = results)



Composition 303

LIBBI

Research Tips and Tools

For Assistance.

See the [Ask-A Librarian](#) link on the library page or contact 918-495-6887 or LibRef@oru.edu. Or, go to the Reference Desk, LRC-4th floor, LINC.

Need research tips and search strategies or examples?

Check out the ORU [Library Research Guides](#).

Guides are provided for subject tips, resources lists, course research work and more.

On the library page in the left menu, click the Library Guides link or go to

<http://www.oru.edu/library/guides/index.php>

Need a book?

Search the ORU library catalog or contact a Librarian for assistance.

Need a journal (periodical)?

Search the A-to-Z Journals List for journal, magazine, and newspaper titles or contact a Librarian for help.

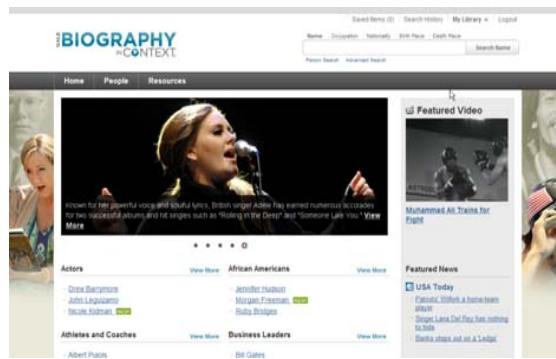
Off Campus Access

On the library web page, click Off Campus Access then use your ORU network login when prompted.

For assistance with your network login contact the IT Concierge Desk (studenthelpdesk@oru.edu, 918-495-6321 or go to the it.oru.edu website.

BIOGRAPHY in CONTEXT

600,000 biographies and 525,000+ people from over 1,000 volumes of more than 175 titles. Includes images, news, academic journals, websites, multimedia content, and more.



- **NEW! *Lives & Perspectives Collection***
Provides "multidisciplinary content on notable figures and the societal forces that have shaped their lives."
160,000 bios drawn from: *American Men & Women of Science*, *Encyclopaedia Judaica*, *Governments of the World*, *Encyclopedia of African-American Culture and History*, and 40 more titles
- **Includes Contemporary Authors**
A bio-bibliographical guide to current writers in fiction, general nonfiction, poetry, journalism, drama, motion pictures, television and other fields. Record example:

C. S. Lewis

Contemporary Authors Online, 2008

WRITINGS: FICTION *The Pilgrim's Regress: An Allegorical Apology for Christianity, Reason, and Romanticism*, Dent (London, England), 1933, Sheed & Ward (New York, NY), 1935, revised edition, Fount (London, England), 1977. Out...

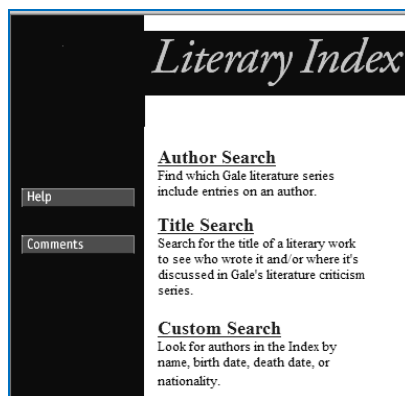
In Contemporary Authors see "Further Reading About the Author." **To see if the library has a book**, use the ORU Library Catalog. **To locate a journal article**, search the journal title in the A-to-Z Journals List and follow the links.

See library guides: [Finding Books](#), [Finding Articles](#)

Notes: _____

LITERARY INDEX

Combines and cross-references over 165,000 author names, including pseudonyms and variant names, and listings for over 215,000 titles into one source.



Includes Gale Literary Criticism Indexes

Example: Search **C. S. Lewis**

Perelandra
 World Literature Criticism, edition(s) **4**:2081-82, 2085-87, 2092-93
 Contemporary Literary Criticism, volume(s) **1**:177; **3**:297-99; **6**:309, 311; **14**:323-26; **27**:260-61, 266; **124**:193, 213, 221, 223, 226, 228, 232, 236, 246
 Children's Literature Review, volume(s) **109**:98, 147, 149-50, 152

Mere Christianity
 Contemporary Literary Criticism, volume(s) **6**:311; **14**:323; **27**:263, 265-66; **124**:196, 224-25, 229, 232, 235, 237, 244, 246
 World Literature Criticism, edition(s) **4**:2083-84, 2090
 Children's Literature Review, volume(s) **109**:124, 127, 144

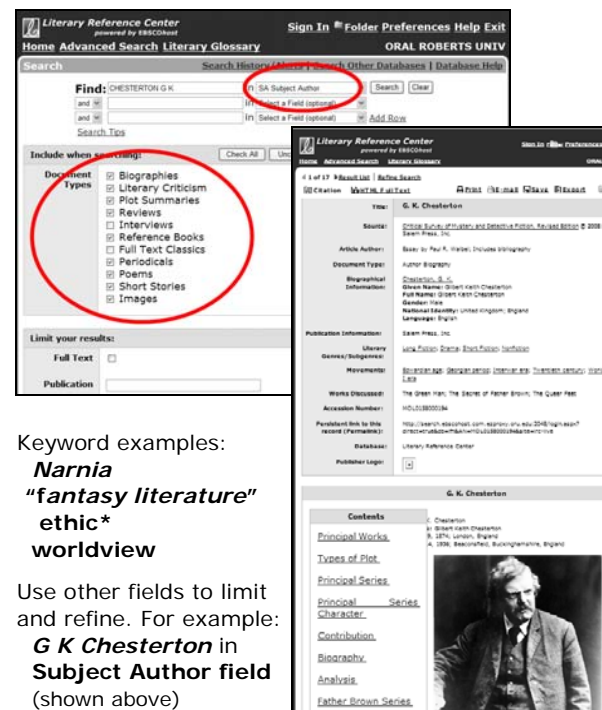
To find the full text entries in, for example, Contemporary Literary Criticism:

1. Use the library catalog to identify if the publication is available at ORU. Record the call number.
2. Locate the books on the shelf, pull the volume identified, and then go to the pages listed.

Notes: _____

LITERARY REFERENCE CENTER

Full text database - provides a broad spectrum of information on thousands of authors and their works across literary disciplines and timeframes.



Keyword examples:
Narnia
"fantasy literature"
ethic*
worldview

Use other fields to limit and refine. For example:
G K Chesterton in **Subject Author** field (shown above)

The EBSCO Folder

A personal information management tool.
Create a folder then sign in to *your folder*.

- Save articles ■ Save searches
- Create citation lists
- Add notes to your saved articles and more
- Use in *any* EBSCO database
- Access on or off campus

Note: Items added to the default folder are NOT saved.

For a citation list of articles in *your folder*:

1. **Mark** article(s).
2. **Click** Print.
3. **Uncheck** HTML Full Text & Citation history, if shown.
4. **Choose** a Citation Format.
5. **Click** Print for formatted citations.
6. **Cancel** print; copy/ paste citations.
7. **EDIT citations to correct formatting**