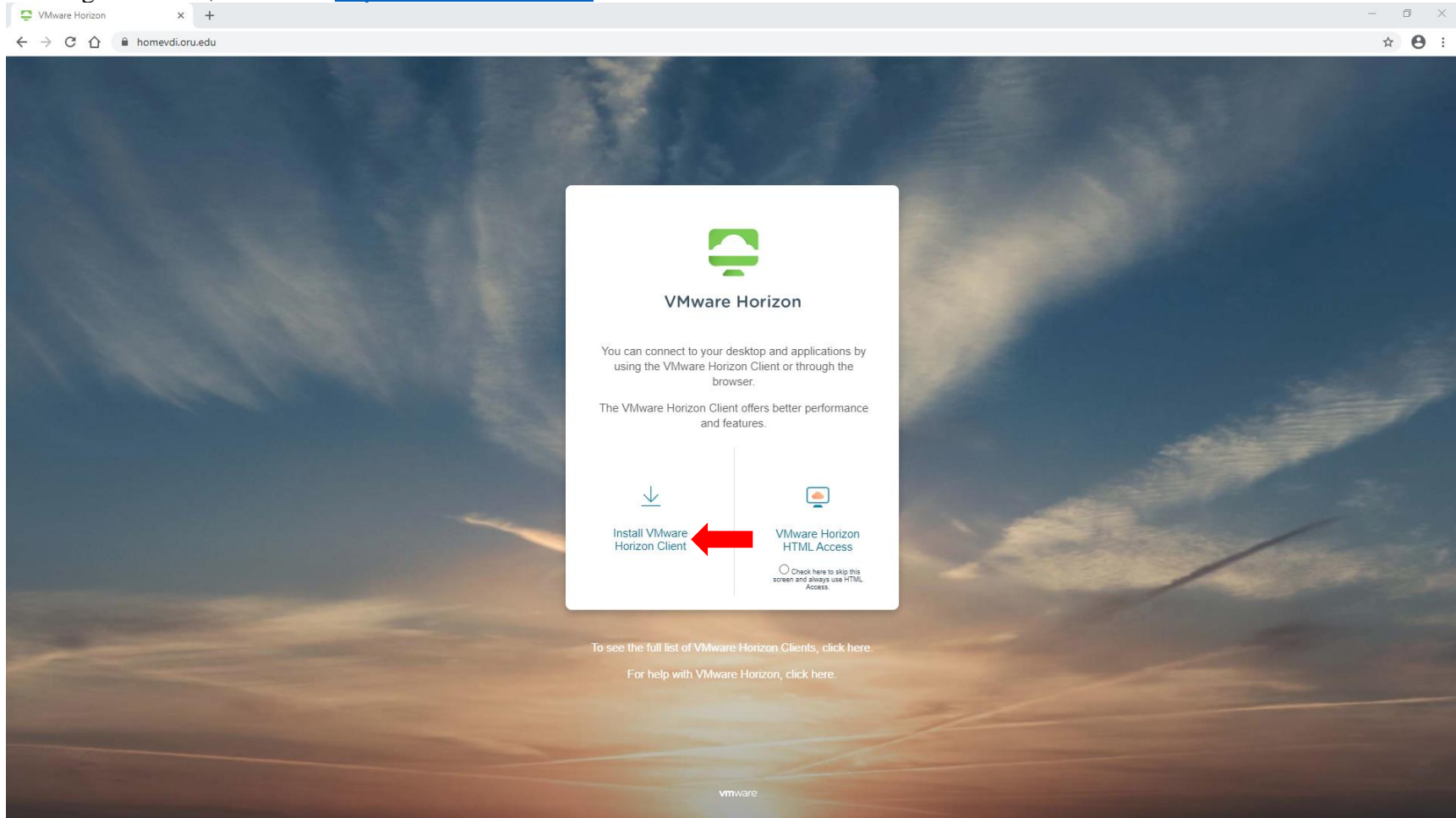



In Google Chrome, browse to <https://homevdi.oru.edu> and click on **Install VMware Horizon Client**



VMware Horizon

You can connect to your desktop and applications by using the VMware Horizon Client or through the browser.

The VMware Horizon Client offers better performance and features.

[Install VMware Horizon Client](#) 

[VMware Horizon HTML Access](#)

Check here to skip this screen and always use HTML Access.

[To see the full list of VMware Horizon Clients, click here.](#)

[For help with VMware Horizon, click here.](#)

vmware

On the **Download VMware Horizon Clients** page, click on the drop-down arrow under **Select Version:** and choose **5.0**

Download VMware Horizon Clients

Select Version:

2006

2006

5.0

4.0

VMware Horizon Clients for Windows, Mac, iOS, Linux, Chrome and Android allow you to connect to your VMware Horizon virtual desktop from your device of choice giving you on-the-go access from any location.

Click here for a list of certified thin clients, zero clients, and other partner solutions for VMware Horizon.

Read More

Product Resources

- View My Download History
- Product Info
- Documentation
- Horizon Mobile Client Privacy
- Horizon Community

Product Downloads Drivers & Tools Open Source Custom ISOs OEM Addons

Product	Release Date	
VMware Horizon Client for Windows		
VMware Horizon Client for Windows	2020-08-11	GO TO DOWNLOADS
VMware Horizon Client for Mac		
VMware Horizon Client for macOS	2020-08-11	GO TO DOWNLOADS
VMware Horizon Client for Linux		
VMware Horizon Client for 32-bit Linux	2020-08-11	GO TO DOWNLOADS
VMware Horizon Client for 64-bit Linux	2020-08-11	GO TO DOWNLOADS
VMware Horizon Client for Linux tarball version	2020-08-11	GO TO DOWNLOADS
VMware Horizon Client for iOS		
VMware Horizon Client for iOS devices	2020-08-11	GO TO DOWNLOADS
VMware Horizon Client for Android		

Underneath the VMware Horizon Client for Windows product, click on GO TO DOWNLOADS

The screenshot shows the VMware Horizon Client download page. At the top, there is a navigation bar with the VMware logo and links for Partner Connect, Training, Community, Store, and VMware.com. There are also 'Log In' and 'REGISTER' buttons. The main content area is titled 'Download VMware Horizon Clients' and features a 'Select Version:' dropdown menu set to '5.0'. Below this, there is a paragraph of text and a 'Read More' link. To the right, there is a 'Product Resources' sidebar with links for 'View My Download History', 'Product Info', 'Documentation', 'Horizon Mobile Client Privacy', and 'Horizon Community'. At the bottom, there is a 'Product Downloads' section with a table listing various client versions. A red arrow points to the 'GO TO DOWNLOADS' link in the first row of the table.

Product	Release Date	
VMware Horizon Client for Windows		
VMware Horizon Client for Windows	2020-06-09	GO TO DOWNLOADS
VMware Horizon Client for Windows 10 UWP		
VMware Horizon Client for Windows 10 UWP from the Microsoft store	2019-09-17	GO TO DOWNLOADS
VMware Horizon Client for Mac		
VMware Horizon Client for macOS	2020-07-09	GO TO DOWNLOADS
VMware Horizon Client for Linux		
VMware Horizon Client for 32-bit Linux	2020-04-09	GO TO DOWNLOADS
VMware Horizon Client for 64-bit Linux	2020-04-09	GO TO DOWNLOADS
VMware Horizon Client for Linux tarball version	2020-04-09	GO TO DOWNLOADS
VMware Horizon Client for iOS		

Click **DOWNLOAD NOW**

The screenshot shows a web browser window with the URL `my.vmware.com/en/web/vmware/downloads/details?downloadGroup=CART21FQ1_WIN_543&productId=863&rPId=47870`. The page header includes the VMware logo and navigation links: Partner Connect, Training, Community, Store, and VMware.com. There are also links for Log In and a REGISTER button.

The main content area is titled "Download Product" and includes the following information:

- Select Version: 5.4.3
- Documentation: [Release Notes](#)
- Release Date: 2020-06-09
- Type: Product Binaries

Product Resources are listed on the right:

- [View My Download History](#)
- [Product Info](#)
- [Documentation](#)
- [Horizon Mobile Client Privacy](#)
- [Horizon Community](#)

Below the product information, there are tabs for Product Downloads, Drivers & Tools, Open Source, Custom ISOs, and OEM Addons. The "Product Downloads" tab is active, showing a table with the following details:

File	Information
VMware Horizon Client for Windows	DOWNLOAD NOW
File size: 218.99 MB	
File type: exe	
Read More	

Information about MD5 checksums, and SHA1 checksums and SHA256 checksums

In the bottom left corner, click on the **VMware-Horizon-....exe** download link

Download VMware Horizon Client

my vmware | Partner Connect | Training | Community | Store | VMware.com | Log In | REGISTER

Home / VMware Horizon Client for Windows

Download Product

Select Version: 5.4.3

Documentation: [Release Notes](#)

Release Date: 2020-06-09

Type: Product Binaries

Product Resources

- [View My Download History](#)
- [Product Info](#)
- [Documentation](#)
- [Horizon Mobile Client Privacy](#)
- [Horizon Community](#)


Product Downloads | Drivers & Tools | Open Source | Custom ISOs | OEM Addons

File	Information
VMware Horizon Client for Windows	DOWNLOAD NOW
File size: 218.99 MB	
File type: exe	
Read More	

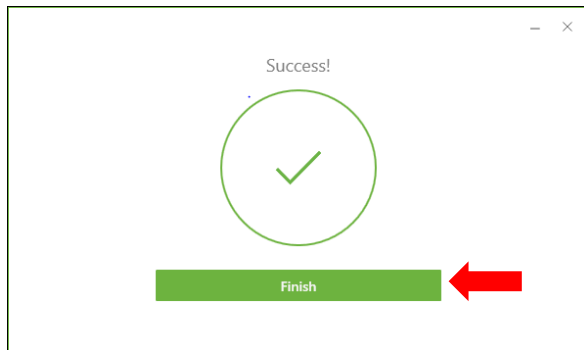
Information about MD5 checksums, and SHA1 checksums and SHA256 checksums

VMware-Horizon-....exe ^

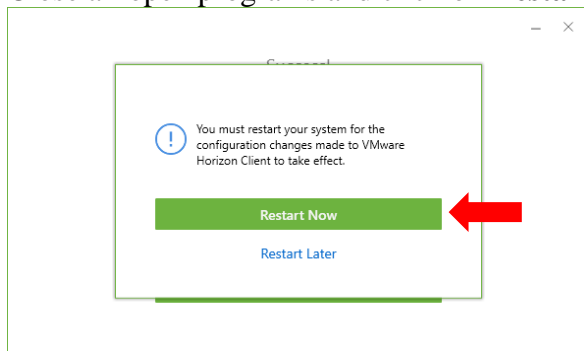
Click on **Agree & Install**



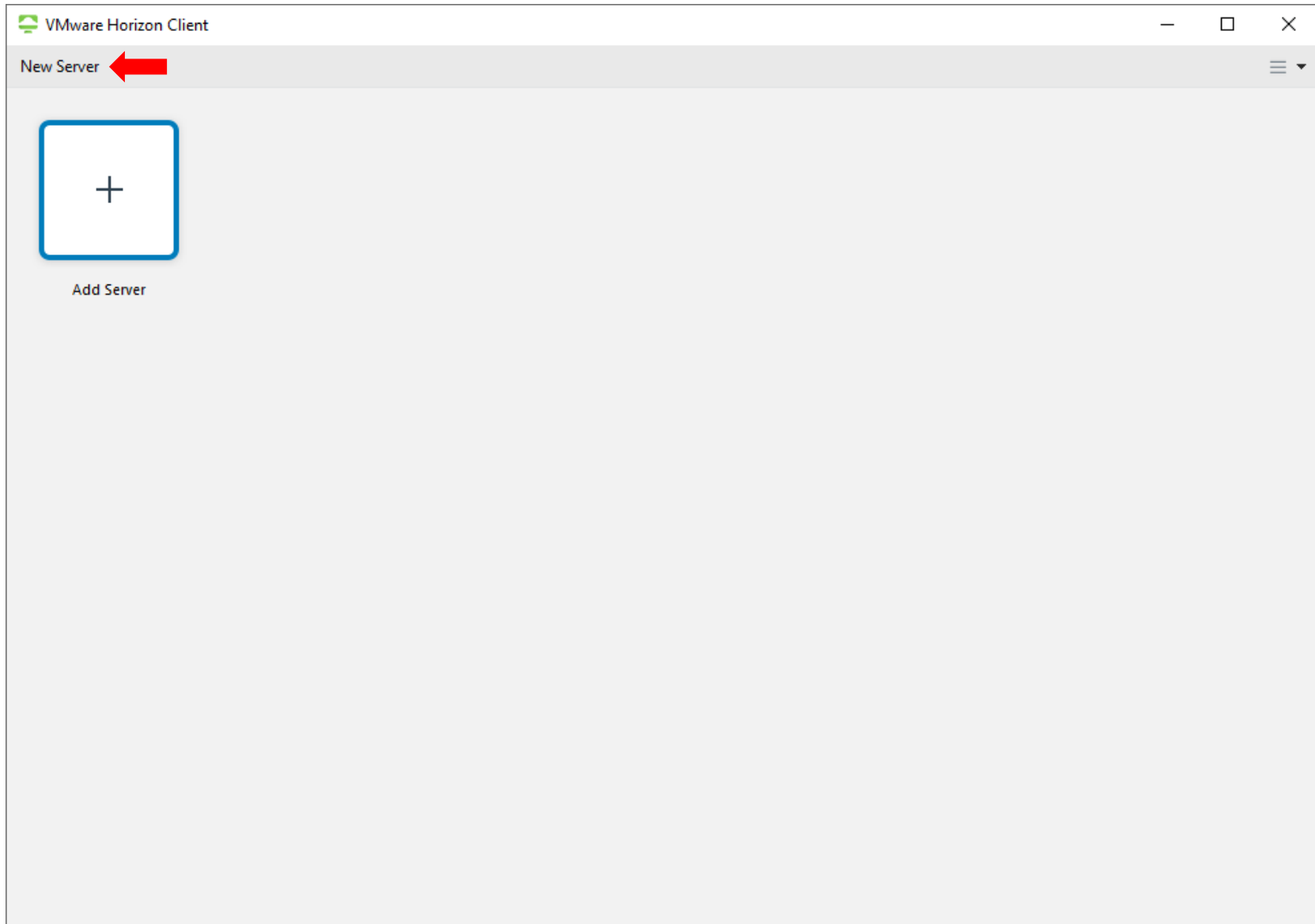
Click on **Finish**



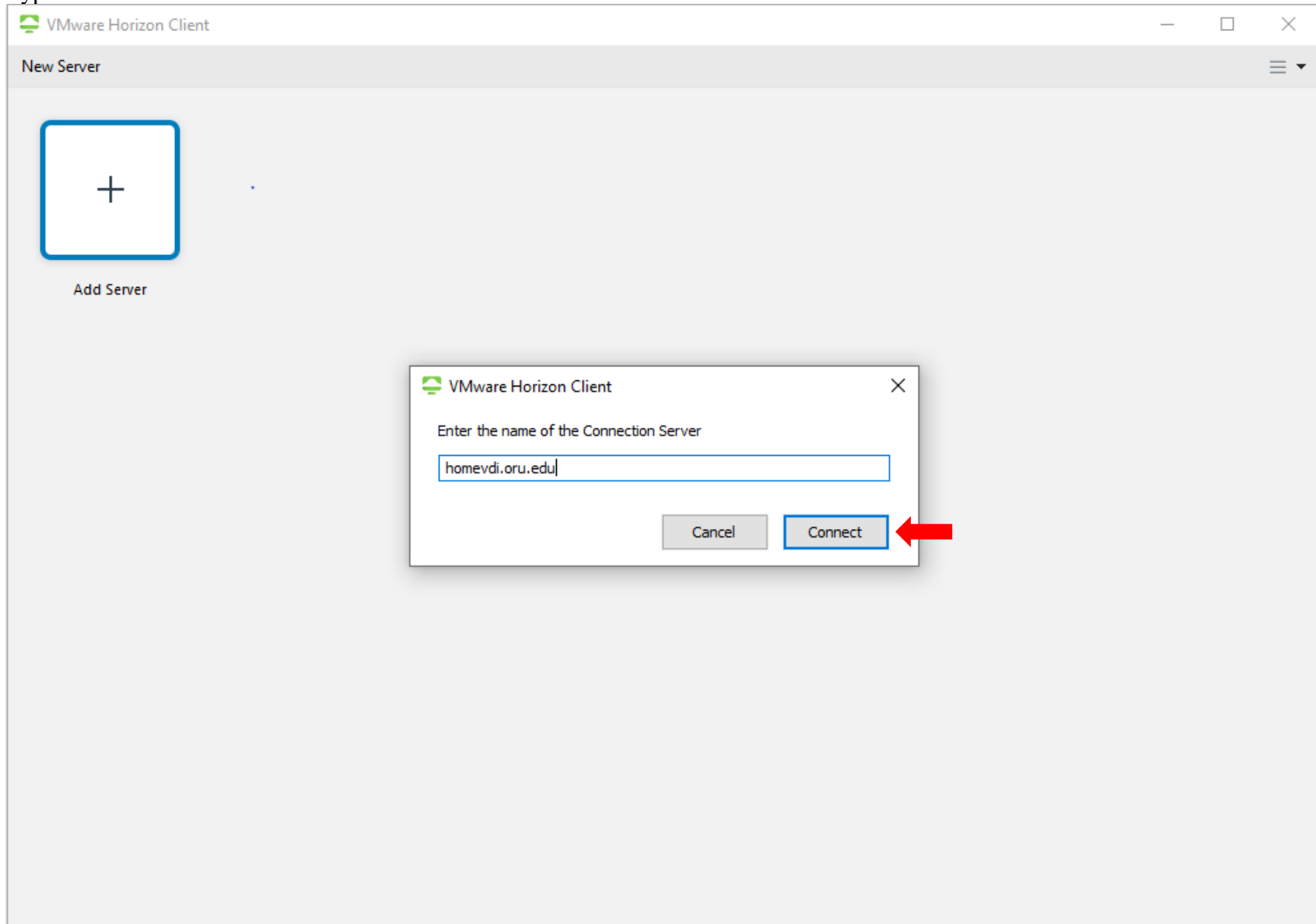
Close all open programs and click on **Restart Now**



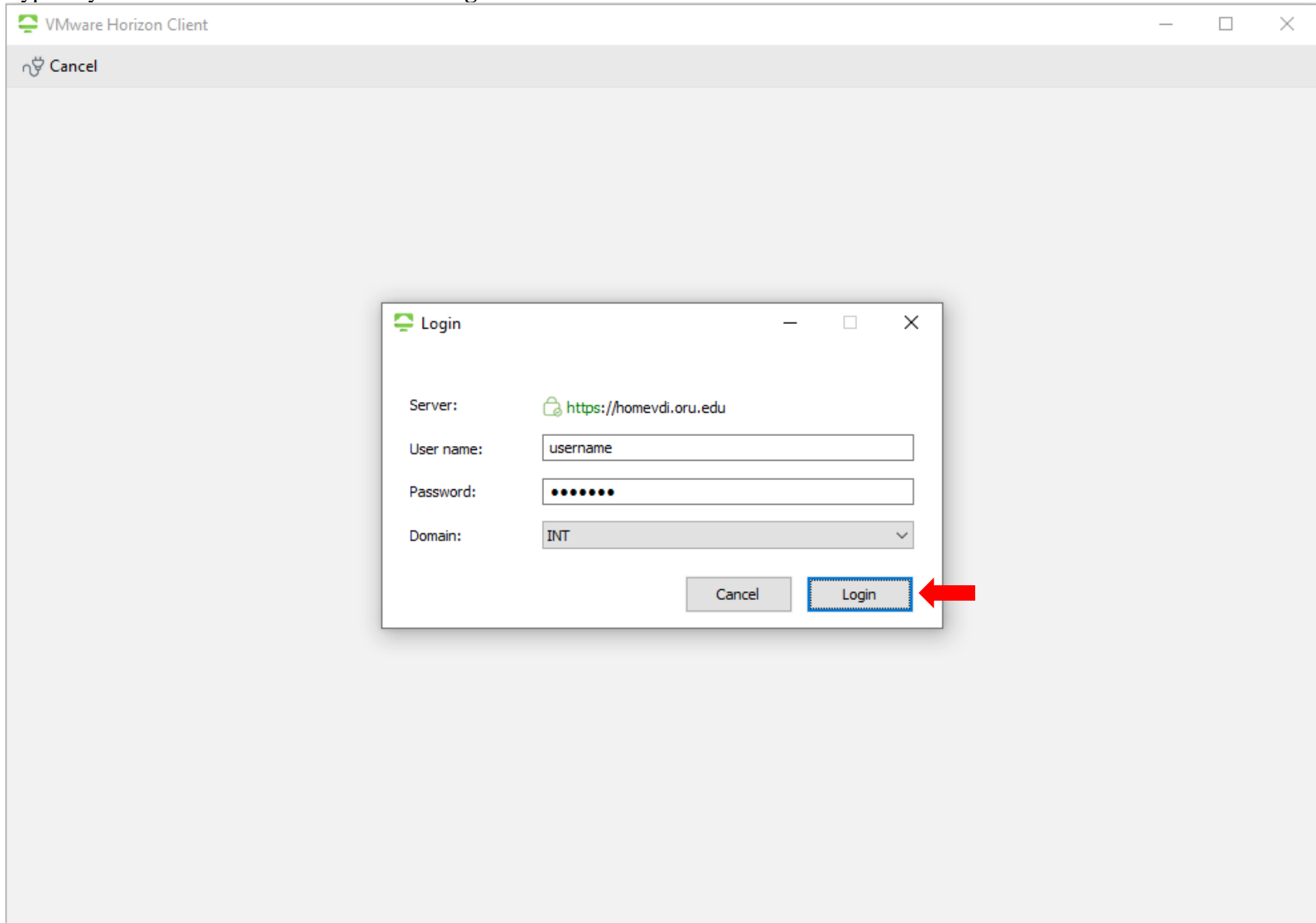
Click on **New Server**



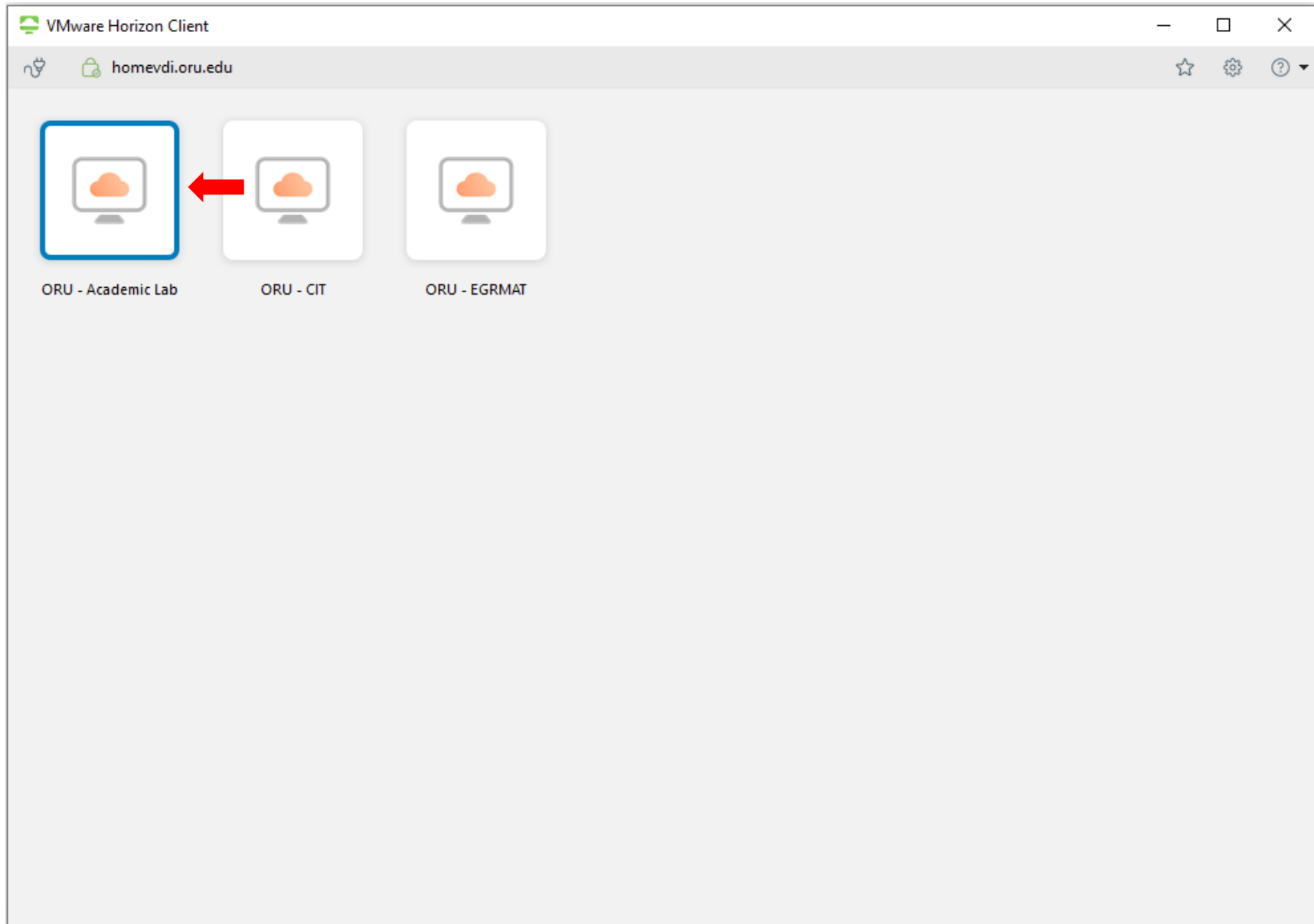
Type in the address **homevdi.oru.edu** and click **Connect**



Type in your network credentials and click **Login**



Double-click on **ORU - Academic Lab**



Click to add check marks to both **Automatically Connect at Startup** and **Automatically Connect when Inserted**

