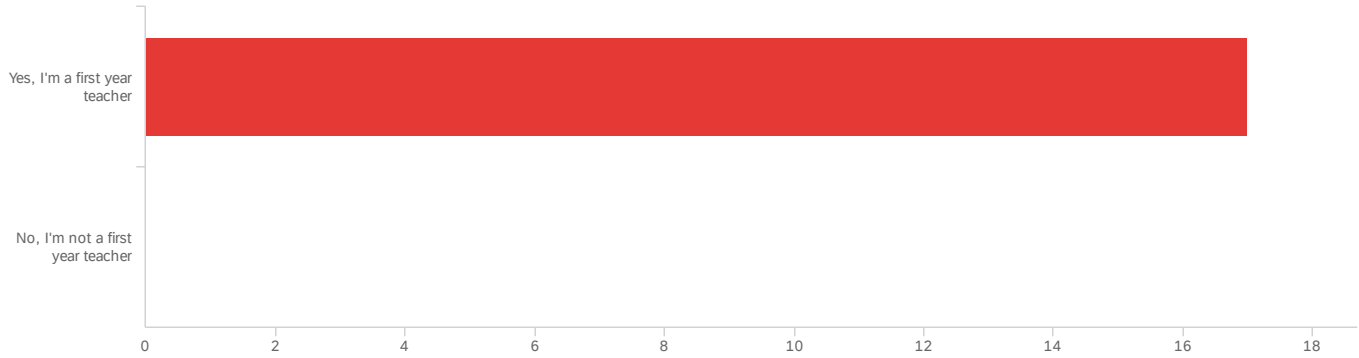


Oral Roberts University FYT Report

OEQA First Year Teacher Survey 2020

June 20, 2020 11:27 PM CDT

1. Are you a first year teacher?

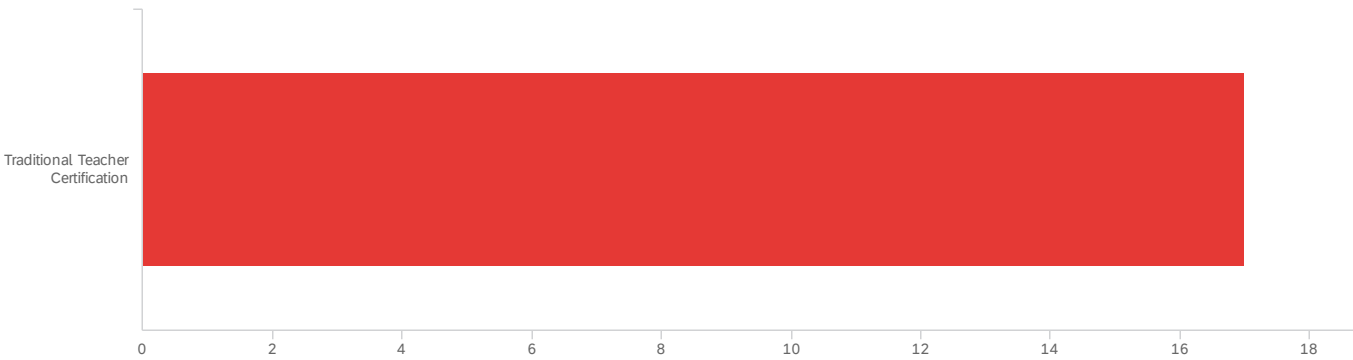


#	Field	Choice Count
1	Yes, I'm a first year teacher	100.00% 17
2	No, I'm not a first year teacher	0.00% 0

17

Showing rows 1 - 3 of 3

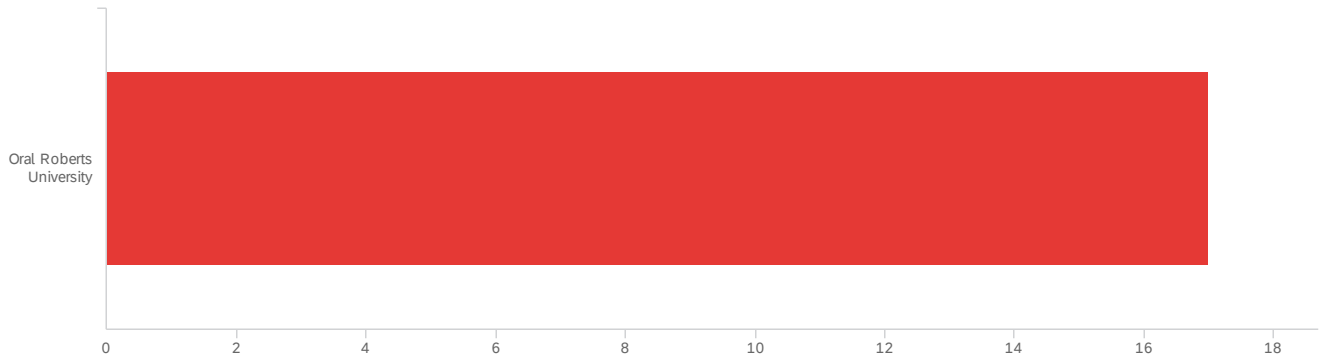
2. Through which route did you receive your teaching license?



#	Field	Choice Count
1	Traditional Teacher Certification	100.00% 17

Showing rows 1 - 1 of 1

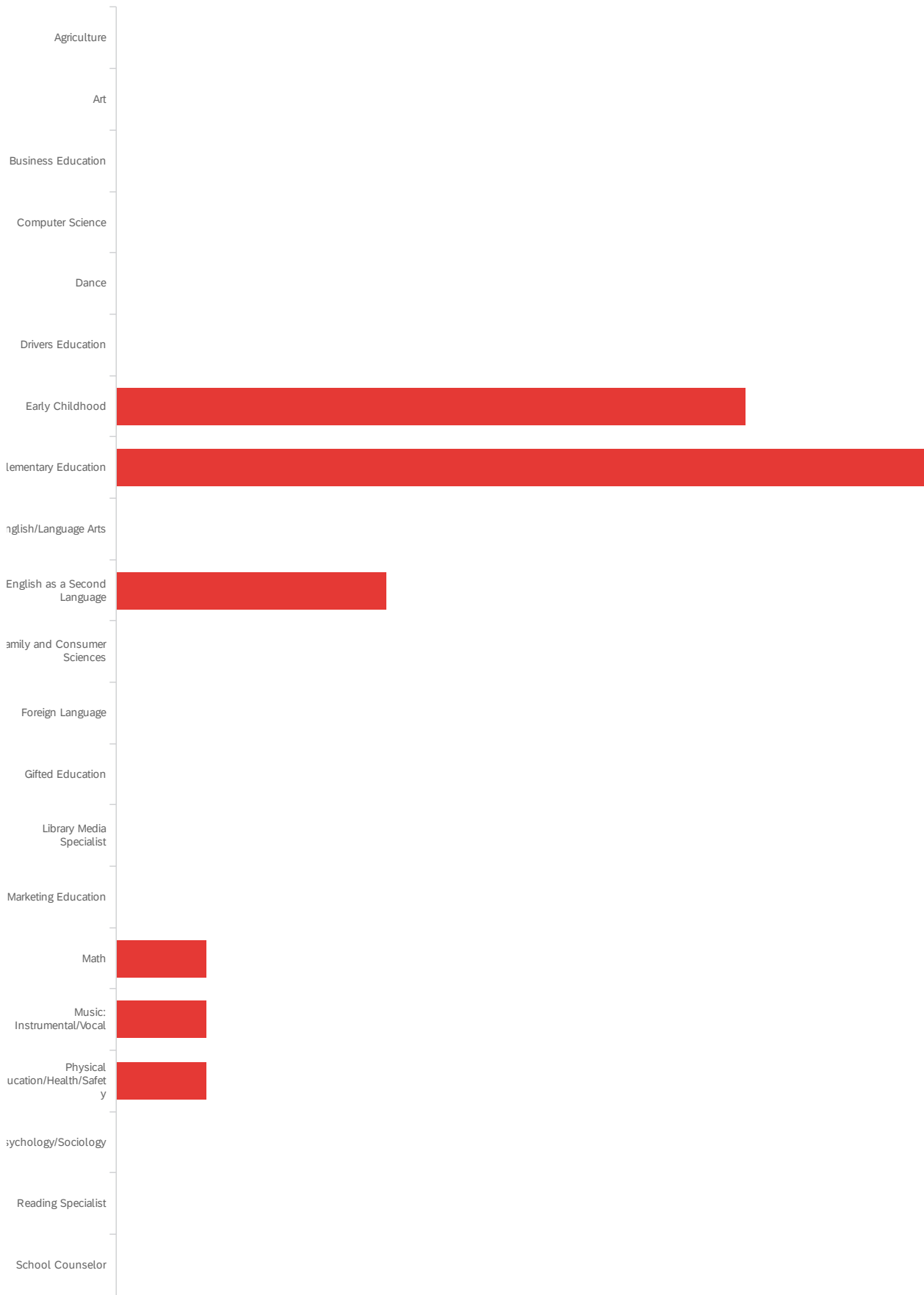
12. From which of the following institutions did you receive recommendation for teacher certification? If you hold an alternative or emergency certificate please select Oklahoma State Department of Education.

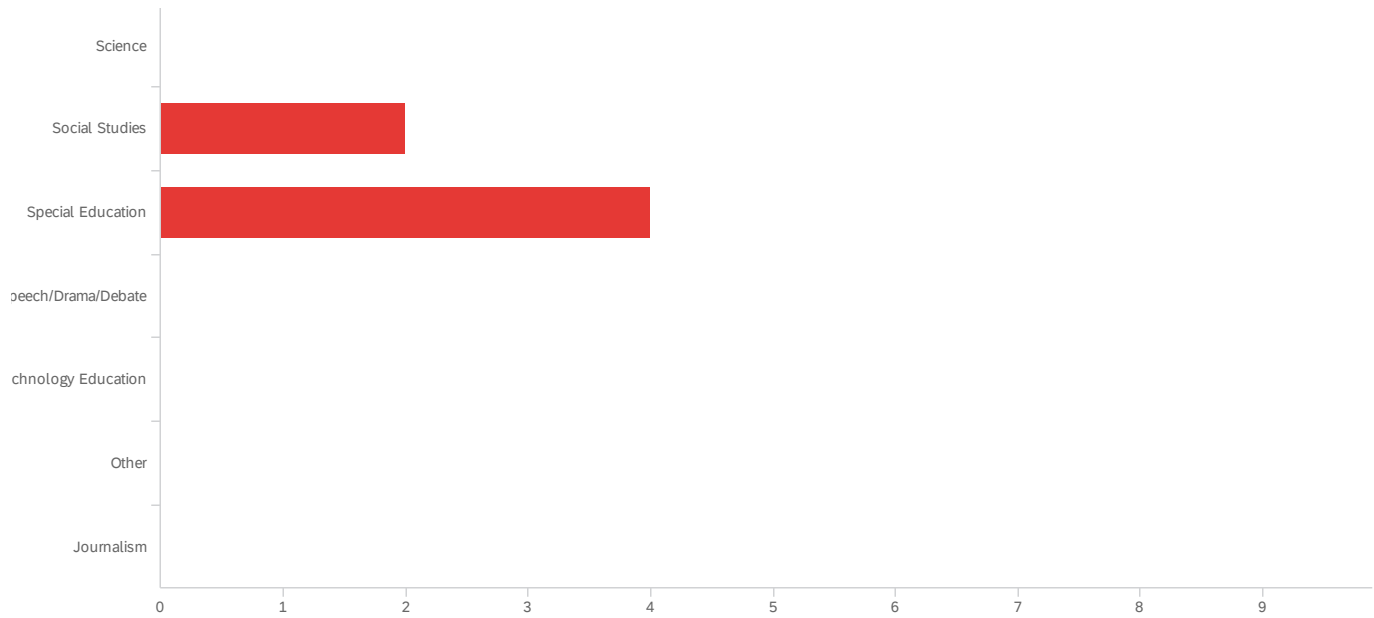


#	Field	Choice Count
15	Oral Roberts University	100.00% 17

Showing rows 1 - 1 of 1

Q26 - In what area did you receive your degree?





#	Field	Choice Count
1	Agriculture	0.00% 0
2	Art	0.00% 0
3	Business Education	0.00% 0
4	Computer Science	0.00% 0
5	Dance	0.00% 0
6	Drivers Education	0.00% 0
7	Early Childhood	25.00% 7
8	Elementary Education	32.14% 9
9	English/Language Arts	0.00% 0
10	English as a Second Language	10.71% 3
11	Family and Consumer Sciences	0.00% 0
12	Foreign Language	0.00% 0
13	Gifted Education	0.00% 0
14	Library Media Specialist	0.00% 0
15	Marketing Education	0.00% 0
16	Math	3.57% 1
17	Music: Instrumental/Vocal	3.57% 1
18	Physical Education/Health/Safety	3.57% 1

#	Field	Choice Count
19	Psychology/Sociology	0.00% 0
20	Reading Specialist	0.00% 0
21	School Counselor	0.00% 0
22	Science	0.00% 0
23	Social Studies	7.14% 2
24	Special Education	14.29% 4
25	Speech/Drama/Debate	0.00% 0
26	Technology Education	0.00% 0
27	Other	0.00% 0
28	Journalism	0.00% 0

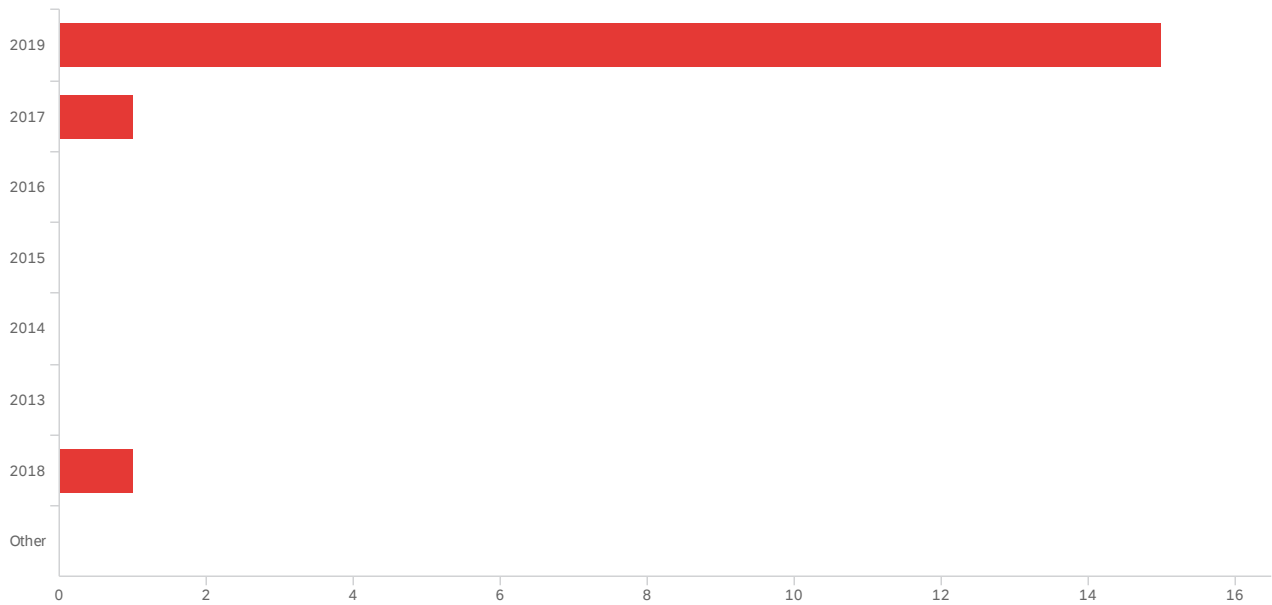
28

Showing rows 1 - 29 of 29

Q26_27_TEXT - Other

Other

Q27 - In what year did you receive your degree?



#	Field	Minimum	Maximum	Mean	Std Deviation	Variance	Count
1	In what year did you receive your degree? - Selected Choice	1.00	7.00	1.41	1.42	2.01	17

#	Field	Choice Count
1	2019	88.24% 15
2	2017	5.88% 1
3	2016	0.00% 0
4	2015	0.00% 0
5	2014	0.00% 0
6	2013	0.00% 0
7	2018	5.88% 1
8	Other	0.00% 0

17

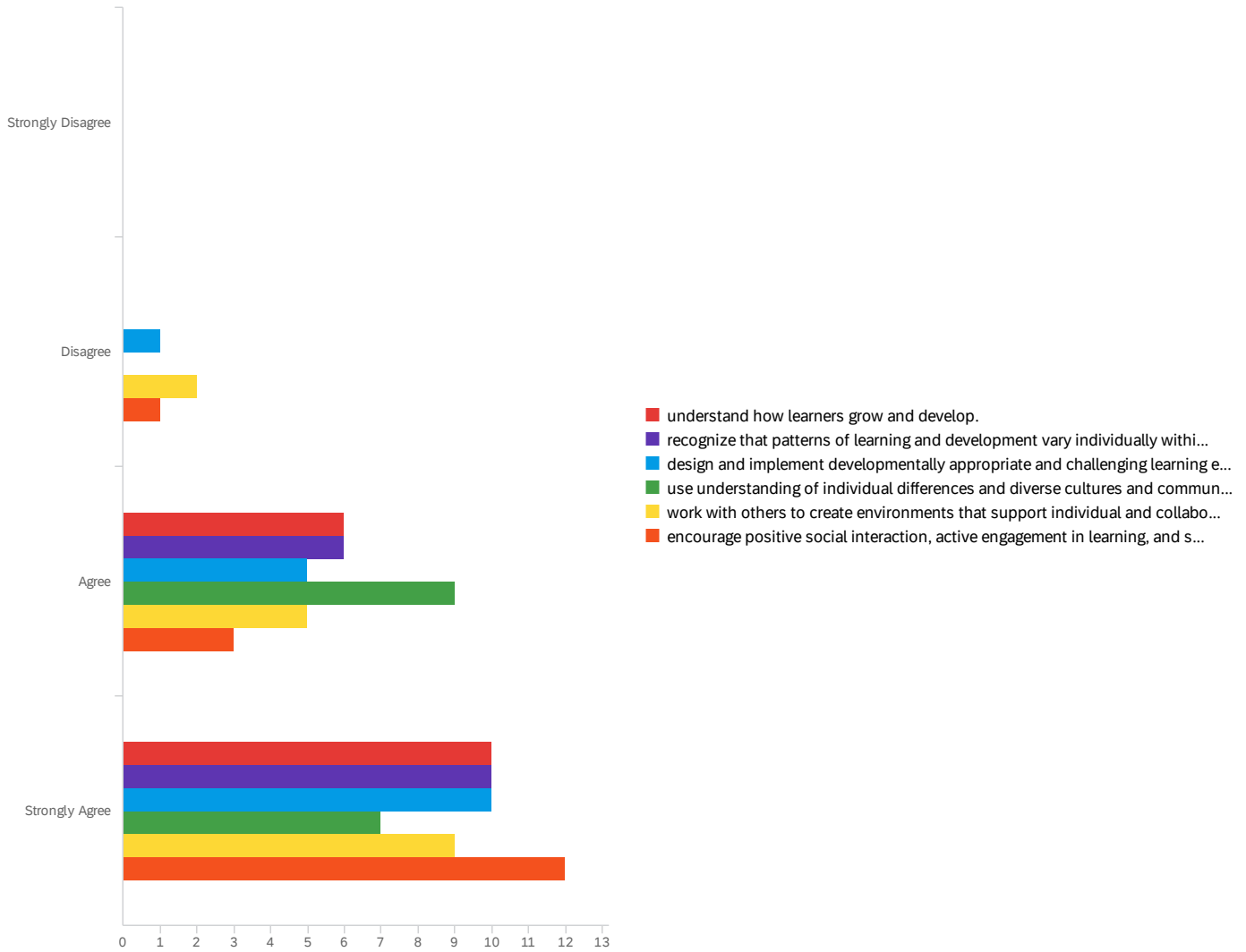
Showing rows 1 - 9 of 9

Q27_8_TEXT - Other

Other

3. The Learner and Learning Please rate the extent to which you agree with each

statement below. My preparation program/route to certification prepared me to:



#	Field	Strongly Disagree	Disagree	Agree	Strongly Agree	Total
1	understand how learners grow and develop.	0.00% 0	0.00% 0	37.50% 6	62.50% 10	16
2	recognize that patterns of learning and development vary individually within and across the cognitive, linguistic, social, emotional, and physical areas.	0.00% 0	0.00% 0	37.50% 6	62.50% 10	16
3	design and implement developmentally appropriate and challenging learning experiences.	0.00% 0	6.25% 1	31.25% 5	62.50% 10	16
4	use understanding of individual differences and diverse cultures and communities to ensure inclusive learning environments that enable each learner to meet high standards.	0.00% 0	0.00% 0	56.25% 9	43.75% 7	16

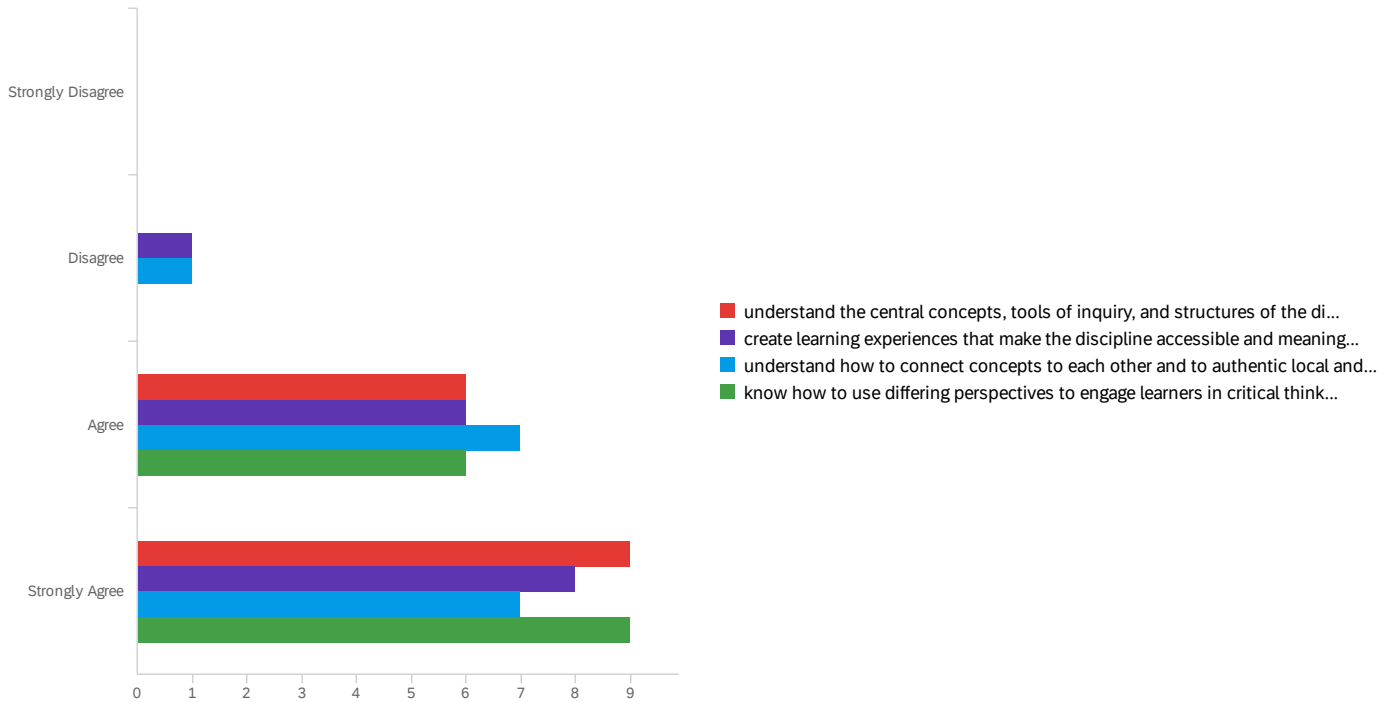
#	Field	Strongly Disagree	Disagree	Agree	Strongly Agree	Total
5	work with others to create environments that support individual and collaborative learning.	0.00% 0	12.50% 2	31.25% 5	56.25% 9	16
6	encourage positive social interaction, active engagement in learning, and self-motivation.	0.00% 0	6.25% 1	18.75% 3	75.00% 12	16

Showing rows 1 - 6 of 6

Bar graphs visually highlight the fact that, looking at the set of 6 questions measuring Learner and Learning, far more respondents Agreed or Strongly Agreed, than Disagreed or Strongly Disagreed.

4. Content Please rate the extent to which you agree with each statement below. My

preparation program/route to certification prepared me to:



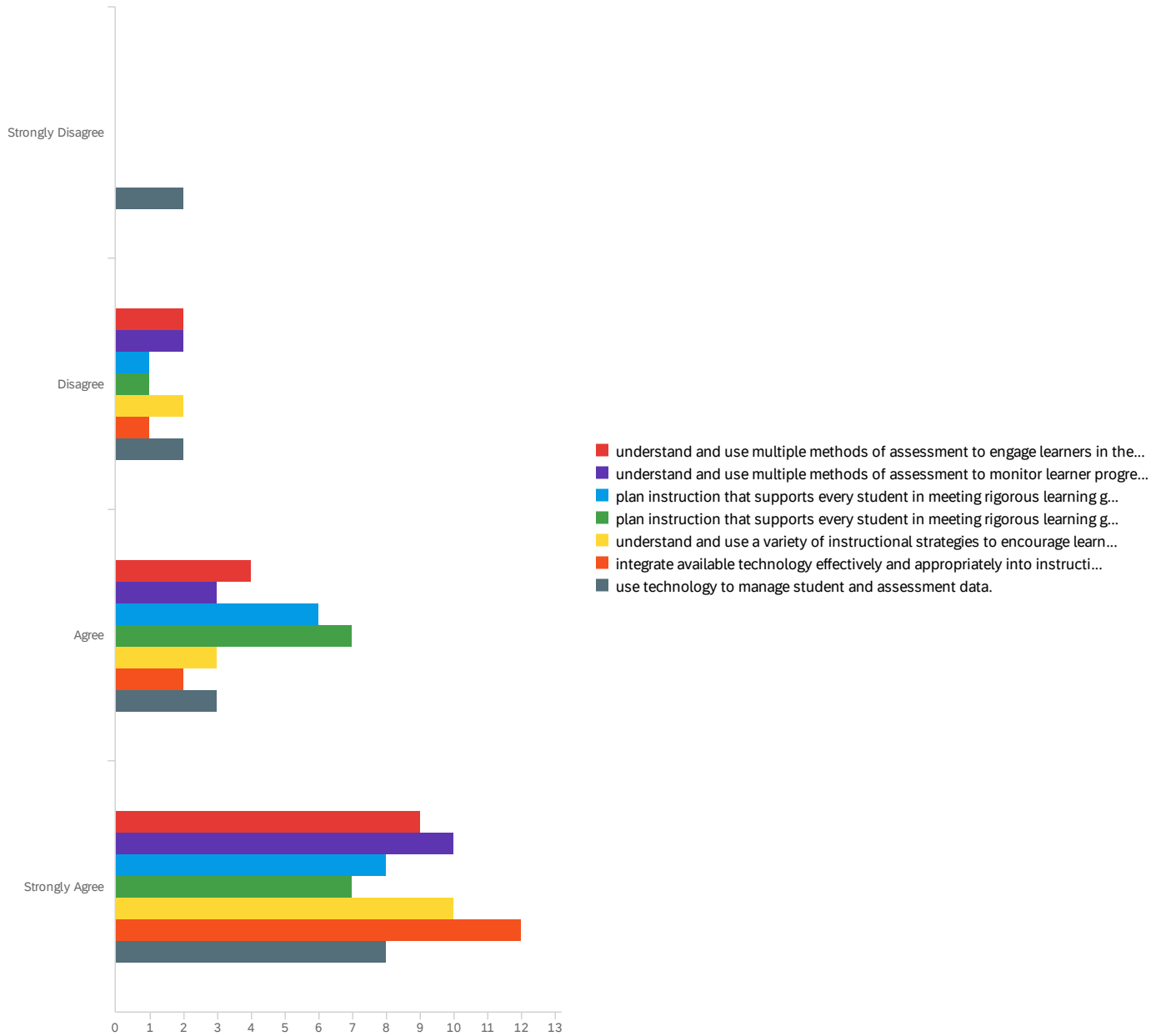
#	Field	Strongly Disagree	Disagree	Agree	Strongly Agree	Total
1	understand the central concepts, tools of inquiry, and structures of the discipline(s) I teach.	0.00% 0	0.00% 0	40.00% 6	60.00% 9	15
2	create learning experiences that make the discipline accessible and meaningful for learners to assure mastery of the content.	0.00% 0	6.67% 1	40.00% 6	53.33% 8	15
3	understand how to connect concepts to each other and to authentic local and global issues.	0.00% 0	6.67% 1	46.67% 7	46.67% 7	15
4	know how to use differing perspectives to engage learners in critical thinking, creativity, and collaborative problem solving.	0.00% 0	0.00% 0	40.00% 6	60.00% 9	15

Showing rows 1 - 4 of 4

Bar graphs visually highlight the fact that, looking at the set of 4 questions measuring Content, far more respondents Agreed or Strongly Agreed, than Disagreed or Strongly Disagreed.

5. Instructional Practice Please rate the extent to which you agree with each statement

below. My preparation program/route to certification prepared me to:



#	Field	Strongly Disagree	Disagree	Agree	Strongly Agree	Total
1	understand and use multiple methods of assessment to engage learners in their own growth and guide learners' decision making.	0.00% 0	13.33% 2	26.67% 4	60.00% 9	15
2	understand and use multiple methods of assessment to monitor learner progress and to guide my decision making.	0.00% 0	13.33% 2	20.00% 3	66.67% 10	15

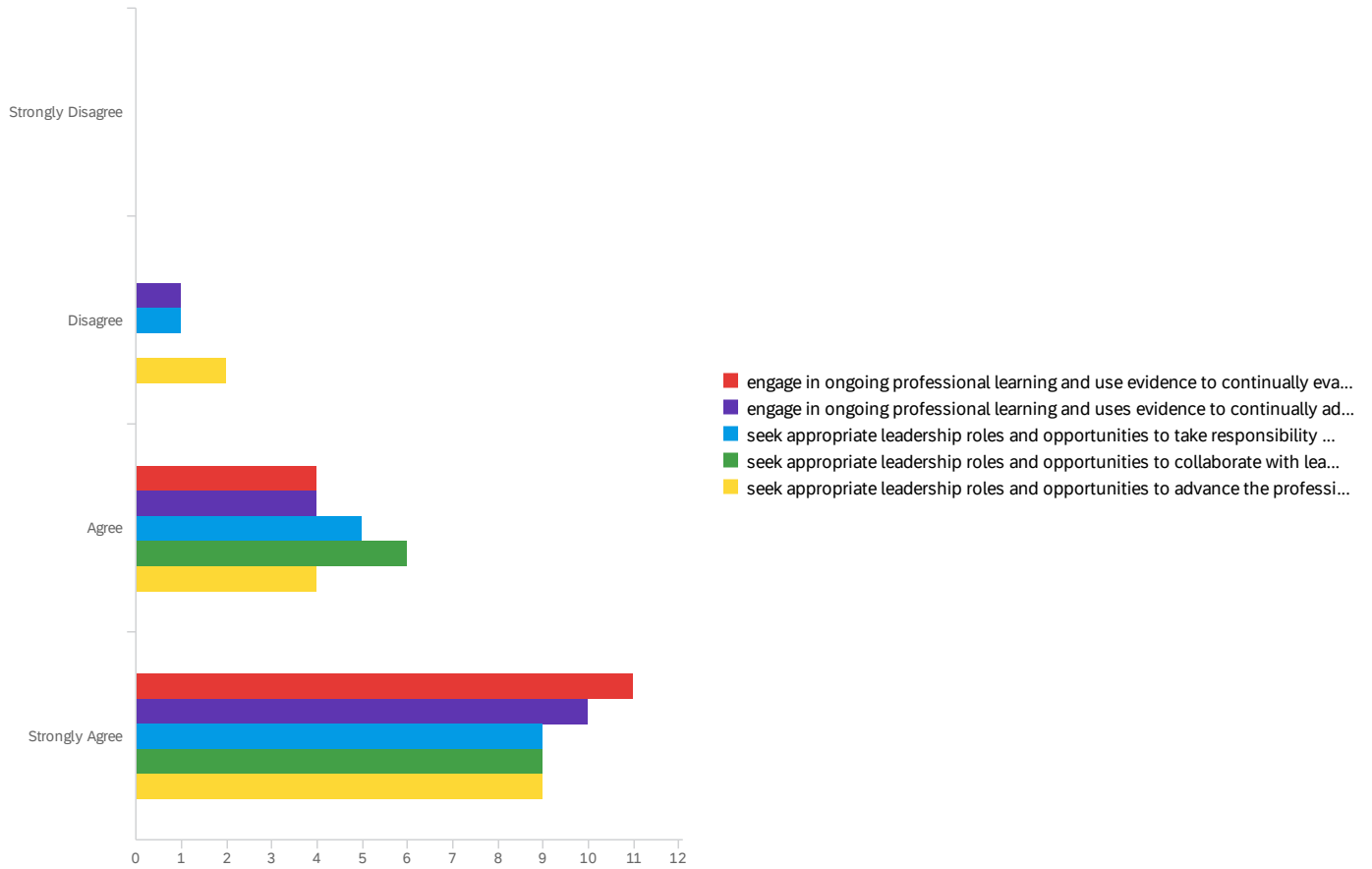
#	Field	Strongly Disagree	Disagree	Agree	Strongly Agree	Total
3	plan instruction that supports every student in meeting rigorous learning goals by drawing upon knowledge of content areas, curriculum, cross-disciplinary skills, and pedagogy.	0.00% 0	6.67% 1	40.00% 6	53.33% 8	15
4	plan instruction that supports every student in meeting rigorous learning goals by drawing upon knowledge of learners and the community context.	0.00% 0	6.67% 1	46.67% 7	46.67% 7	15
5	understand and use a variety of instructional strategies to encourage learners to develop deep understanding of content areas and their connections, and to build skills to apply knowledge in meaningful ways.	0.00% 0	13.33% 2	20.00% 3	66.67% 10	15
6	integrate available technology effectively and appropriately into instruction.	0.00% 0	6.67% 1	13.33% 2	80.00% 12	15
7	use technology to manage student and assessment data.	13.33% 2	13.33% 2	20.00% 3	53.33% 8	15

Showing rows 1 - 7 of 7

Bar graphs visually highlight the fact that, looking at the set of 7 questions measuring Instructional Practice, far more respondents Agreed or Strongly Agreed, than Disagreed or Strongly Disagreed.

6. Professional Responsibility Please rate the extent to which you agree with each

statement below. My preparation program/route to certification prepared me to:

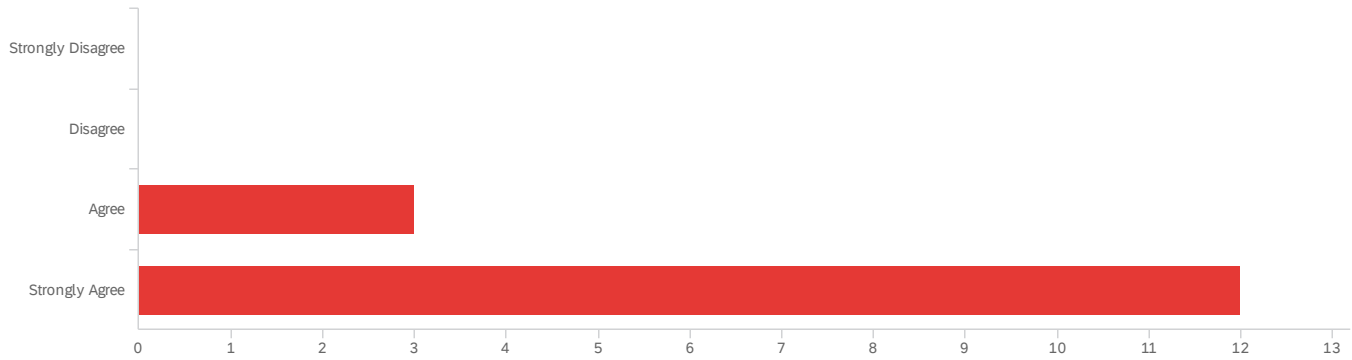


#	Field	Strongly Disagree	Disagree	Agree	Strongly Agree	Total
1	engage in ongoing professional learning and use evidence to continually evaluate my practice, particularly the effects of my choices and actions on others (learners, families, other professionals, and the community).	0.00% 0	0.00% 0	26.67% 4	73.33% 11	15
2	engage in ongoing professional learning and uses evidence to continually adapt practice to meet the needs of each learner.	0.00% 0	6.67% 1	26.67% 4	66.67% 10	15
3	seek appropriate leadership roles and opportunities to take responsibility for student learning.	0.00% 0	6.67% 1	33.33% 5	60.00% 9	15
4	seek appropriate leadership roles and opportunities to collaborate with learners, families, colleagues, other school professionals, and community members to ensure learner growth.	0.00% 0	0.00% 0	40.00% 6	60.00% 9	15
5	seek appropriate leadership roles and opportunities to advance the profession.	0.00% 0	13.33% 2	26.67% 4	60.00% 9	15

Showing rows 1 - 5 of 5

Bar graphs visually highlight the fact that, looking at the set of 5 questions measuring Professional Responsibility, far more respondents Agreed or Strongly Agreed, than Disagreed or Strongly Disagreed.

7. Overall, my preparation/route to certification effectively prepared me to have a positive impact on P12 student learning and development.

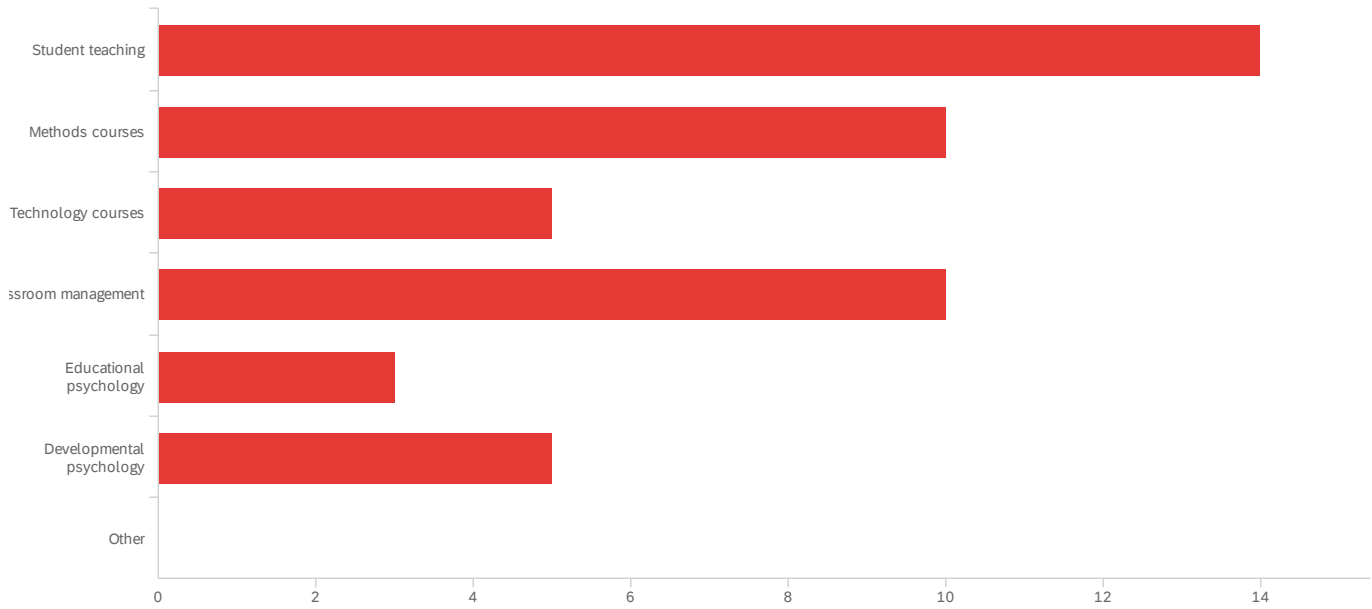


#	Field	Choice Count
1	Strongly Disagree	0.00% 0
2	Disagree	0.00% 0
3	Agree	20.00% 3
4	Strongly Agree	80.00% 12
		15

Showing rows 1 - 5 of 5

Q7 - What courses or experiences in your educator preparation/route to certification

stand out as particularly important or meaningful?



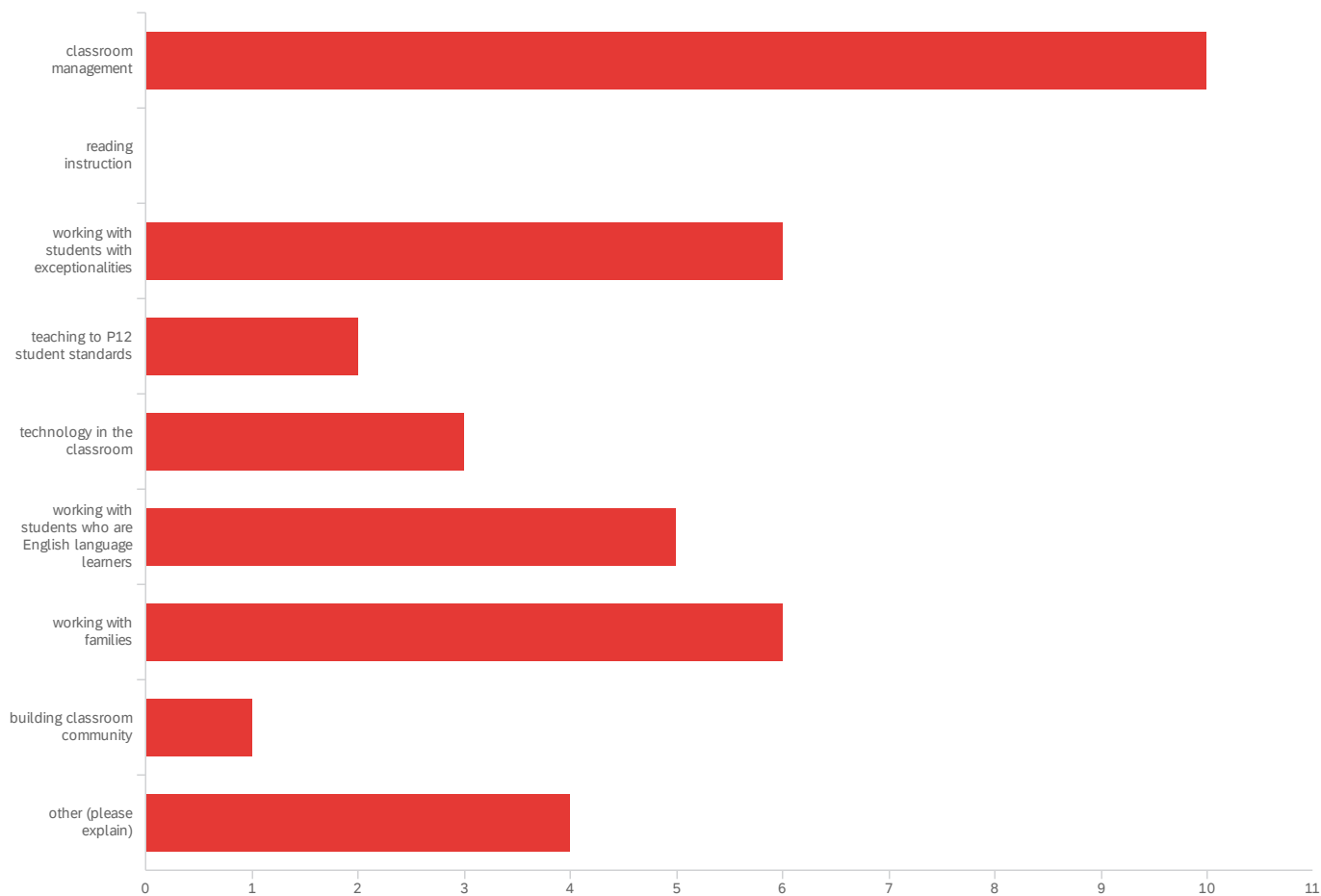
#	Field	Choice Count
10	Student teaching	29.79% 14
11	Methods courses	21.28% 10
12	Technology courses	10.64% 5
13	Classroom management	21.28% 10
14	Educational psychology	6.38% 3
15	Developmental psychology	10.64% 5
16	Other	0.00% 0
		47

Showing rows 1 - 8 of 8

Q7_16_TEXT - Other

Other

9. As you near the end of your first year of teaching, in what area(s) could you have used more preparation? (Please check all that apply)



#	Field	Choice Count
1	classroom management	27.03% 10
2	reading instruction	0.00% 0
3	working with students with exceptionalities	16.22% 6
4	teaching to P12 student standards	5.41% 2
5	technology in the classroom	8.11% 3
6	working with students who are English language learners	13.51% 5
7	working with families	16.22% 6
8	building classroom community	2.70% 1
9	other (please explain)	10.81% 4

Showing rows 1 - 10 of 10

other (please explain)

other (please explain)

I wish that I had more training and practice using curriculum to guide instruction, even if it is old curriculum. I work at a school that is heavy on the curriculum and has it for almost every subject. I did not have ANY experience even looking at what curriculum would look like or how to take what the lessons recommend and accommodating it to meet my specific students. I also wish there were more classes on different ways to teach literacy and math and all the subjects. Balanced literacy is great but not practical and the fact that we had every class on that was not helpful. It is not practical to be able to do that especially your first year and I walked into a school with no one doing that and I didn't know the ways they did it because they were taught many other methods too. I wish I would have been trained more on the SmartBoard, excel, inputting data, grading, assessing for early elementary, and overall more classes on all the other subjects other than literacy. I was not prepared to teach all subject, nor did I have the tools to help me because the department mainly focused on balanced literacy which ended up not being very helpful. I didn't even know basic literacy things that ever teacher has to do every years such as some of the assessments needed every year.

Working with students who are in special education

I felt very prepared. Trauma training would be beneficial as well as being made more aware of the sometimes overwhelming demands from the district/state.

working with higher level readers, class scheduling

10. Please note awards or honors received, degrees or certificates earned, and other recognitions from the current school year.

Please note awards or honors received, degrees or certificates earned, and...

n/a

None

N/A

- Acceptance into this year's Leadership Union Cadre - Completed Master's Degree in Public School Administration

Social studies education outstanding academic achievement

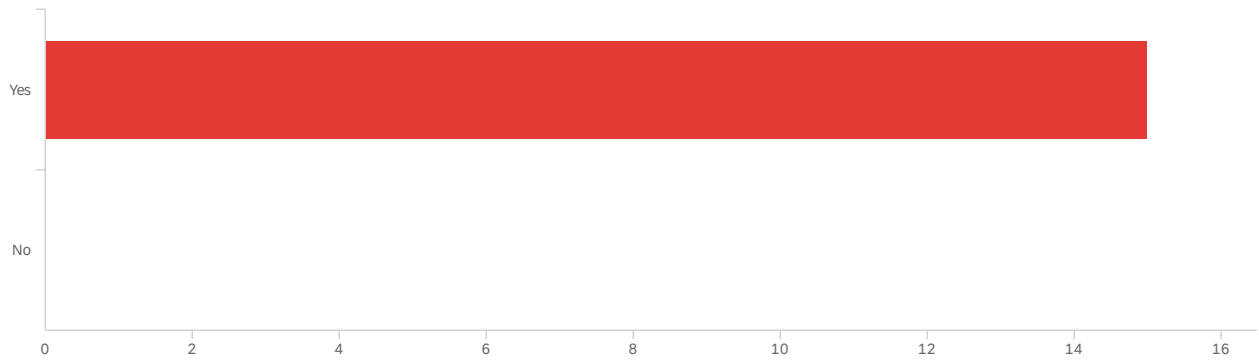
Degree in Elementary Education with a concentration of English as a Second Language Minor in Spanish Awards: Outstanding Senior for ELL Education
President's Honor Roll Summa Cum Laude

I was asked to be lead teacher out of two pre-k classes at my school.

None from the current school year as a teacher

N/A

11. Were you assigned a mentor from your school district this school year?

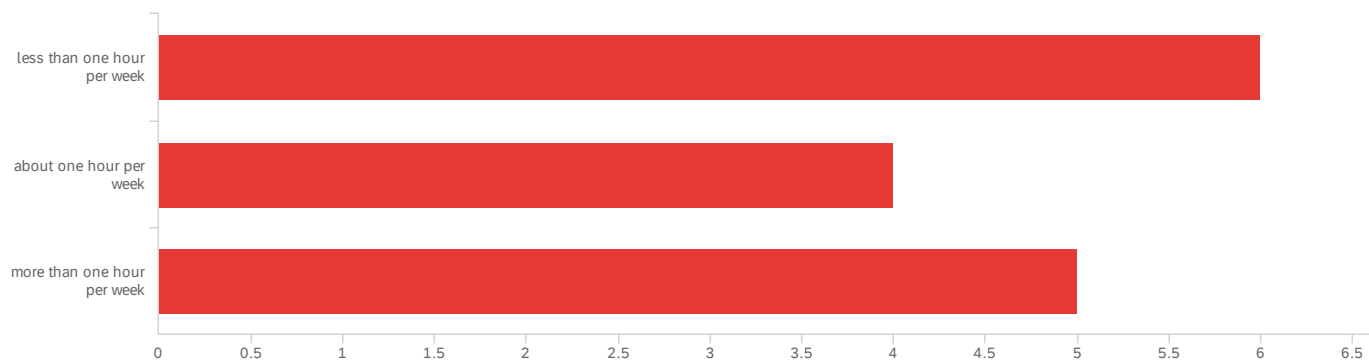


#	Field	Choice Count
1	Yes	100.00% 15
2	No	0.00% 0

15

Showing rows 1 - 3 of 3

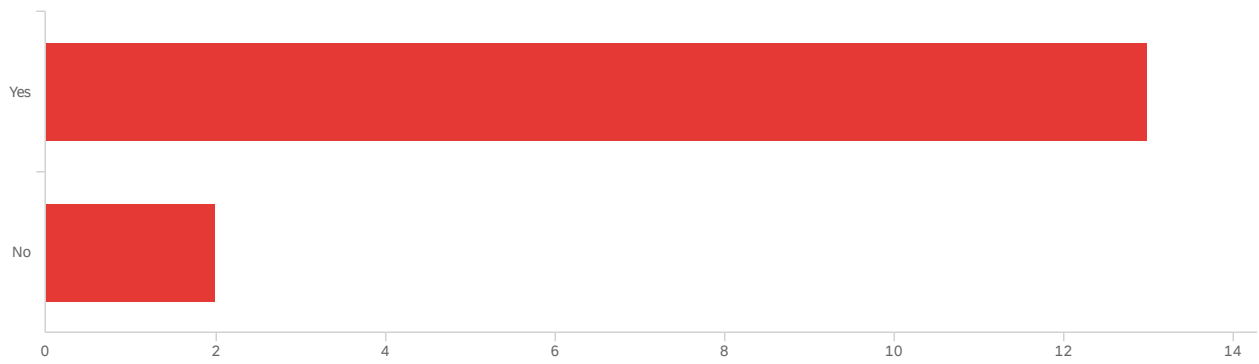
11a. How much time did you spend with your mentor teacher?



#	Field	Choice Count
1	less than one hour per week	40.00% 6
2	about one hour per week	26.67% 4
3	more than one hour per week	33.33% 5
		15

Showing rows 1 - 4 of 4

11b. Is your mentor in your same teaching area?

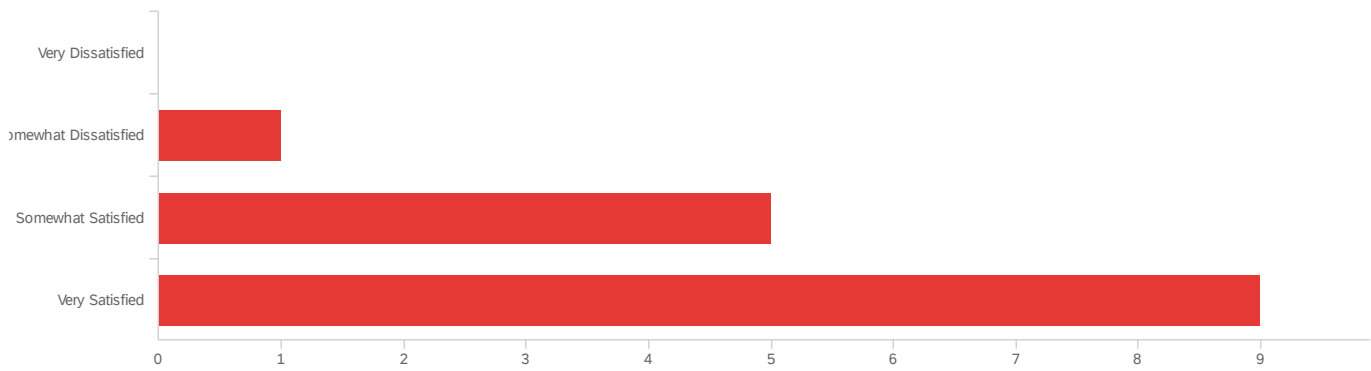


#	Field	Choice Count
1	Yes	86.67% 13
2	No	13.33% 2

15

Showing rows 1 - 3 of 3

11c. How satisfied are you with your mentoring experience?

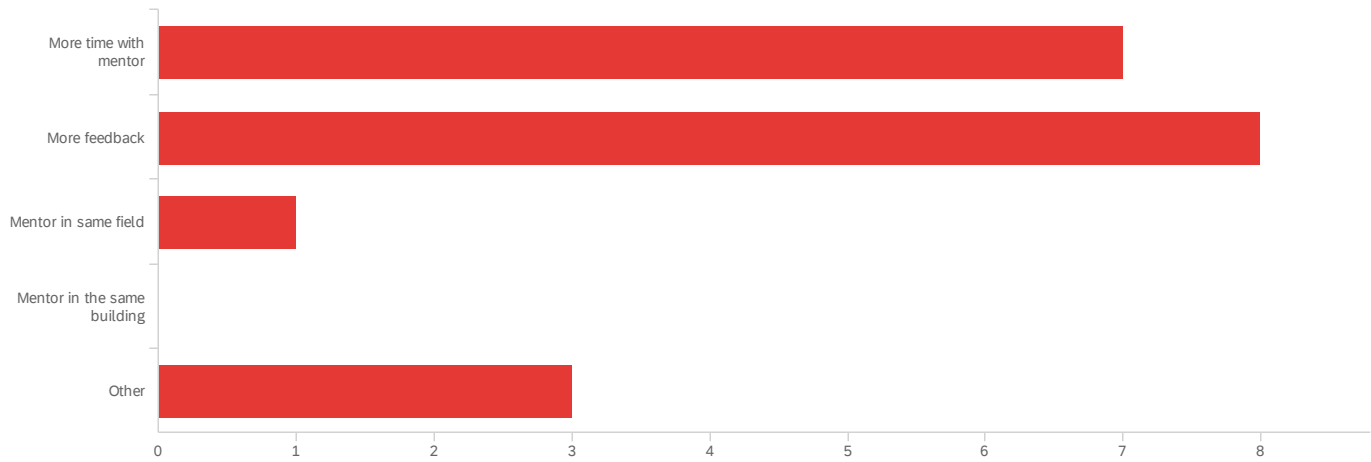


#	Field	Choice Count
1	Very Dissatisfied	0.00% 0
2	Somewhat Dissatisfied	6.67% 1
3	Somewhat Satisfied	33.33% 5
4	Very Satisfied	60.00% 9

15

Showing rows 1 - 5 of 5

Q19 - How might the mentoring experience be improved?



#	Field	Choice Count
1	More time with mentor	36.84% 7
2	More feedback	42.11% 8
3	Mentor in same field	5.26% 1
4	Mentor in the same building	0.00% 0
5	Other	15.79% 3
		19

Showing rows 1 - 6 of 6

Q19_5_TEXT - Other

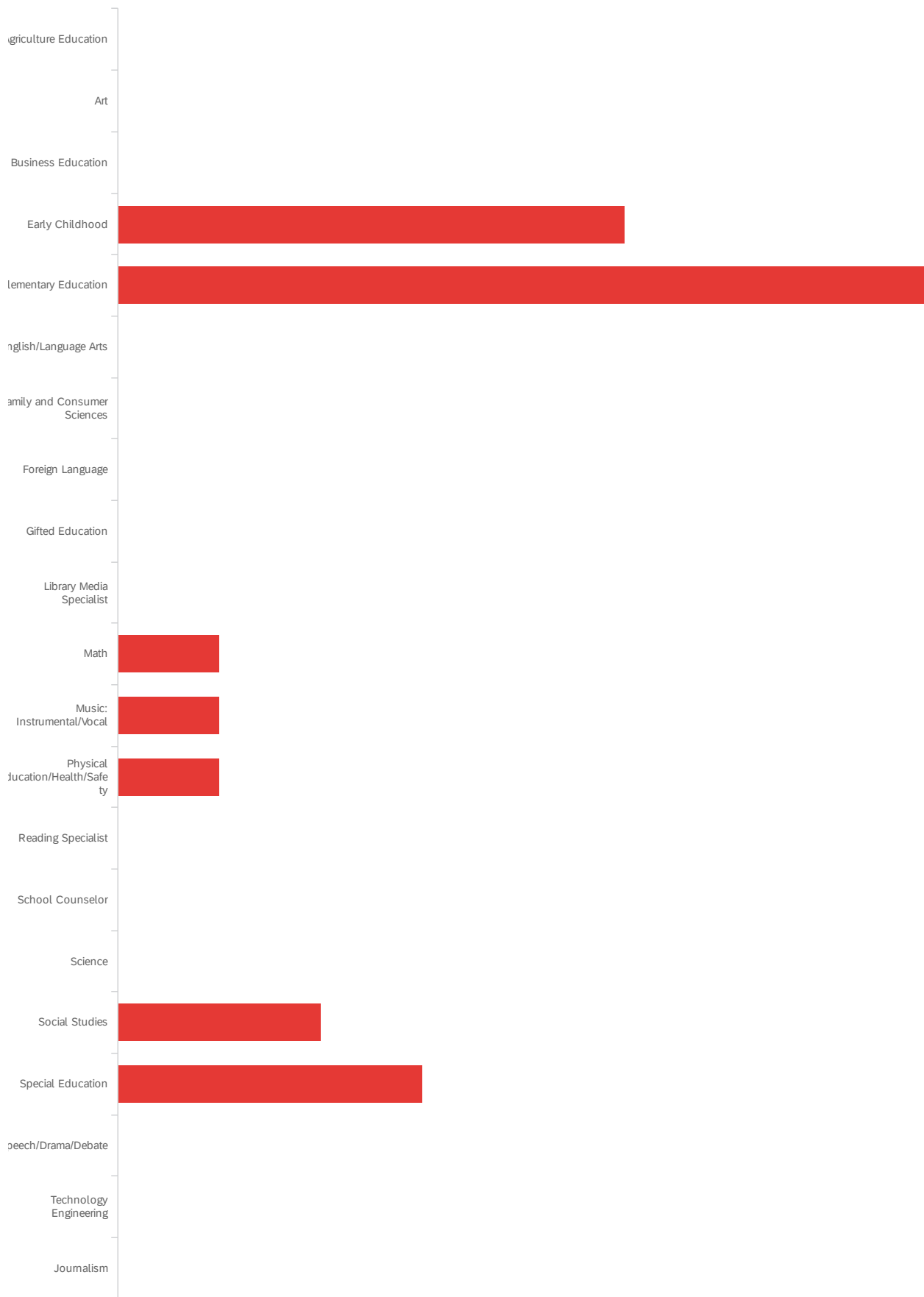
Other

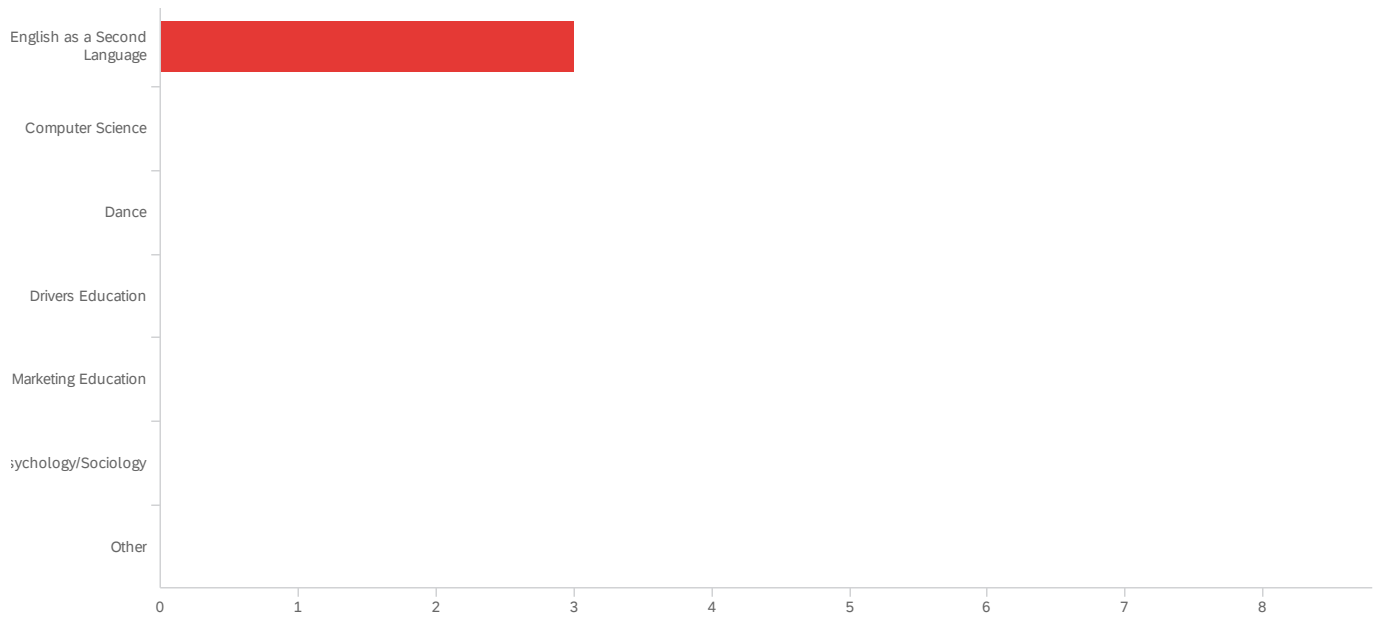
Start mentoring at the beginning of the year instead of October

Choice of mentor

More feedback from admin

13. In what area(s) were you initially certified? (Please check all that apply)





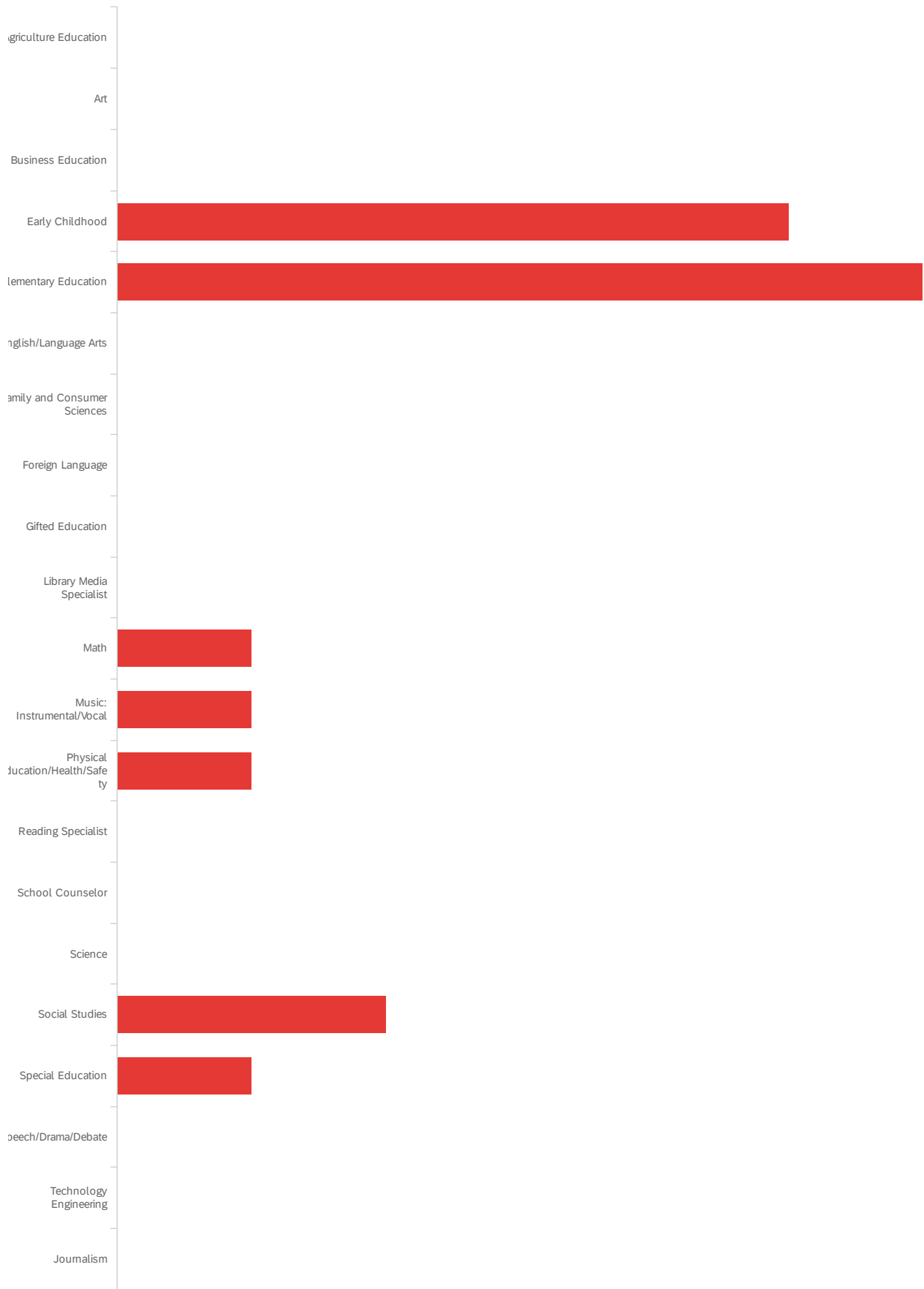
#	Field	Choice Count
1	Agriculture Education	0.00% 0
2	Art	0.00% 0
3	Business Education	0.00% 0
4	Early Childhood	20.83% 5
5	Elementary Education	33.33% 8
6	English/Language Arts	0.00% 0
7	Family and Consumer Sciences	0.00% 0
8	Foreign Language	0.00% 0
9	Gifted Education	0.00% 0
10	Library Media Specialist	0.00% 0
11	Math	4.17% 1
12	Music: Instrumental/Vocal	4.17% 1
13	Physical Education/Health/Safety	4.17% 1
14	Reading Specialist	0.00% 0
15	School Counselor	0.00% 0
16	Science	0.00% 0
17	Social Studies	8.33% 2
18	Special Education	12.50% 3

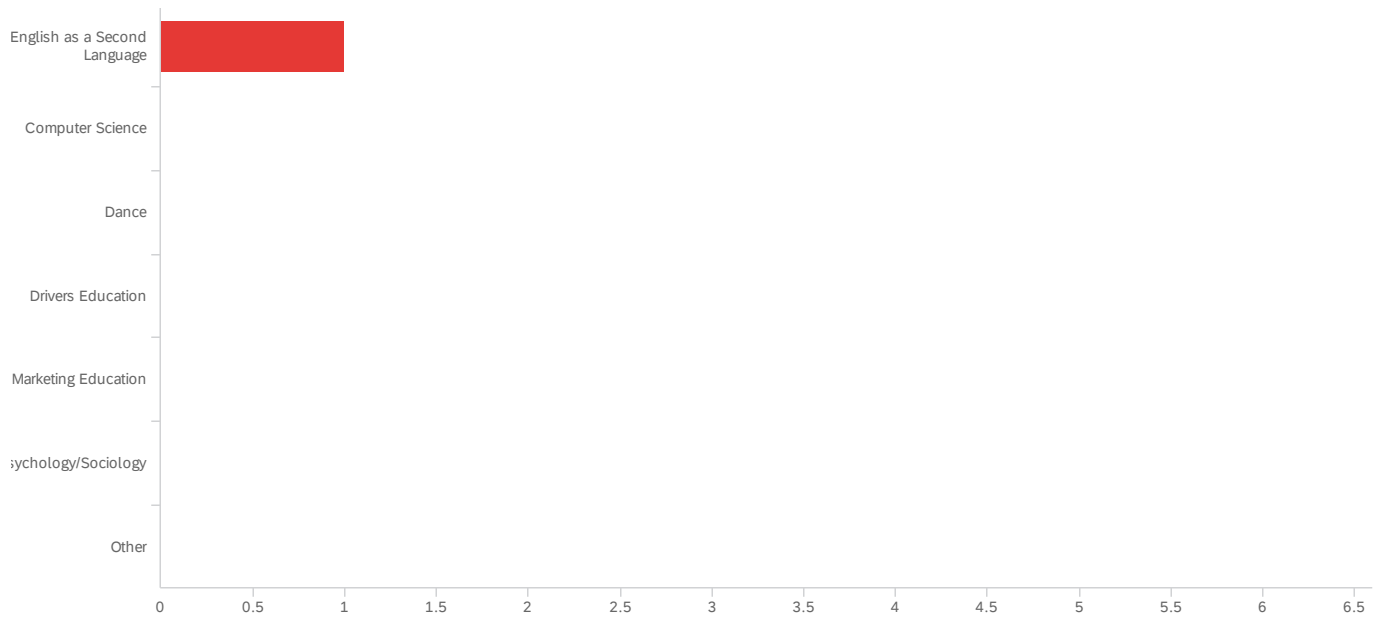
#	Field	Choice Count
19	Speech/Drama/Debate	0.00% 0
20	Technology Engineering	0.00% 0
21	Journalism	0.00% 0
22	English as a Second Language	12.50% 3
23	Computer Science	0.00% 0
24	Dance	0.00% 0
25	Drivers Education	0.00% 0
26	Marketing Education	0.00% 0
27	Psychology/Sociology	0.00% 0
35	Other	0.00% 0

24

Showing rows 1 - 29 of 29

14. What is your current primary teaching assignment? (Please check all that apply)





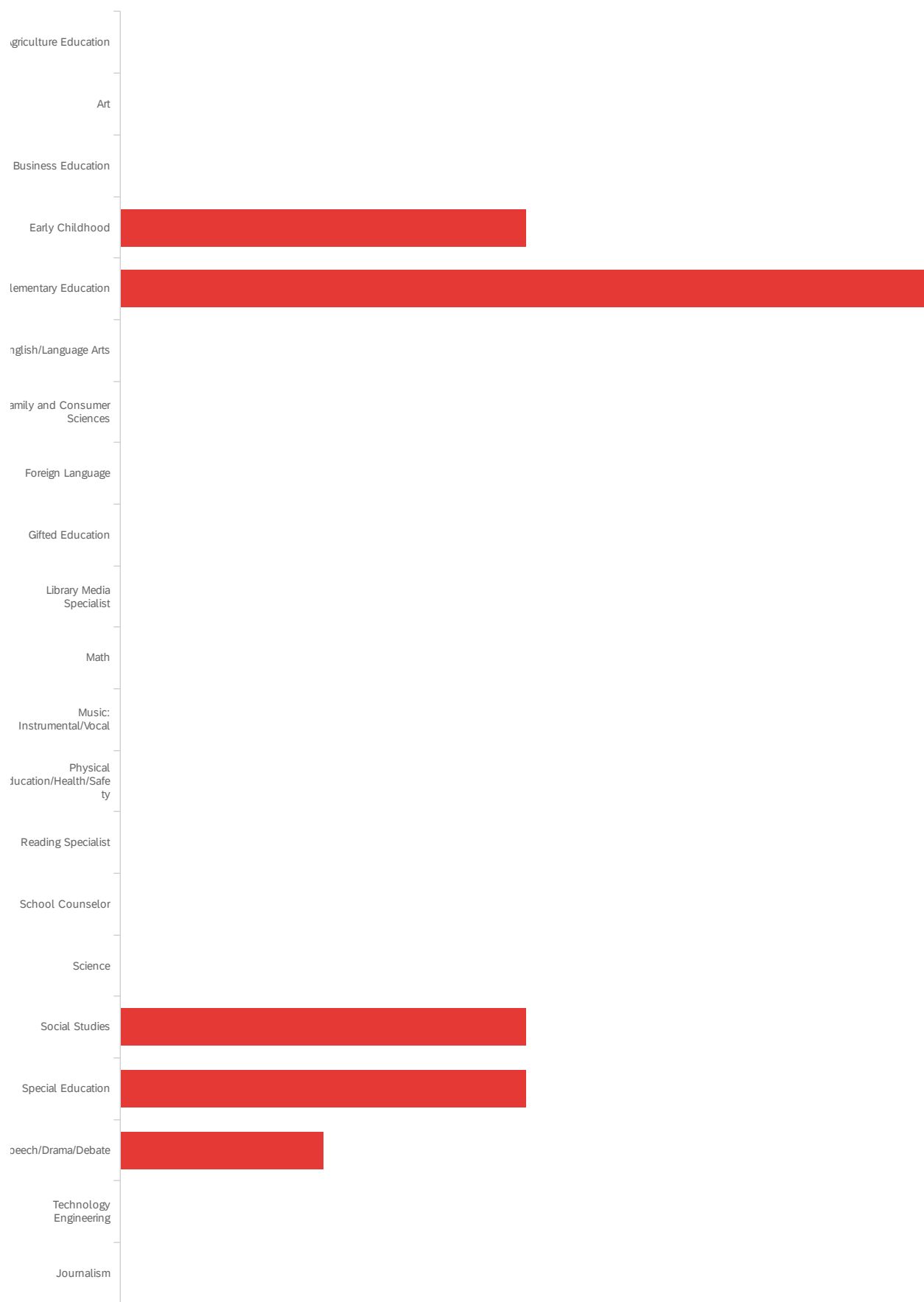
#	Field	Choice Count
1	Agriculture Education	0.00% 0
2	Art	0.00% 0
3	Business Education	0.00% 0
4	Early Childhood	27.78% 5
5	Elementary Education	33.33% 6
6	English/Language Arts	0.00% 0
7	Family and Consumer Sciences	0.00% 0
8	Foreign Language	0.00% 0
9	Gifted Education	0.00% 0
10	Library Media Specialist	0.00% 0
11	Math	5.56% 1
12	Music: Instrumental/Vocal	5.56% 1
13	Physical Education/Health/Safety	5.56% 1
14	Reading Specialist	0.00% 0
15	School Counselor	0.00% 0
16	Science	0.00% 0
17	Social Studies	11.11% 2
18	Special Education	5.56% 1

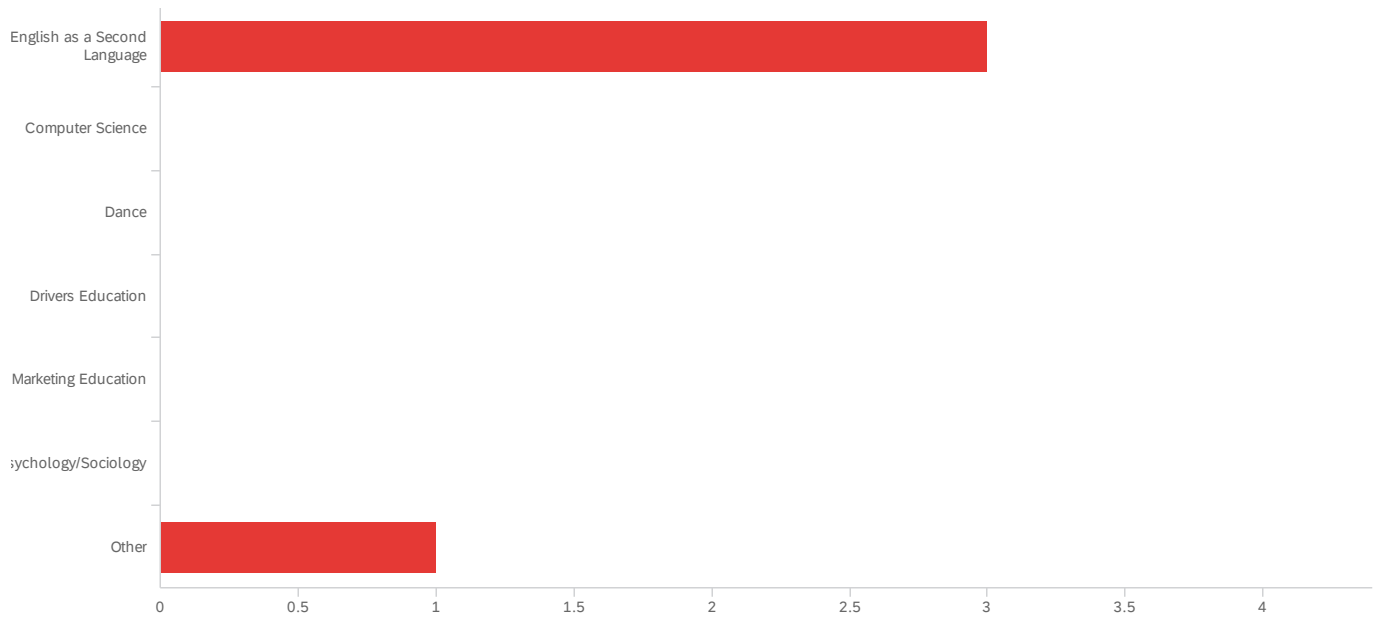
#	Field	Choice Count
19	Speech/Drama/Debate	0.00% 0
20	Technology Engineering	0.00% 0
21	Journalism	0.00% 0
22	English as a Second Language	5.56% 1
23	Computer Science	0.00% 0
24	Dance	0.00% 0
25	Drivers Education	0.00% 0
26	Marketing Education	0.00% 0
27	Psychology/Sociology	0.00% 0
35	Other	0.00% 0

18

Showing rows 1 - 29 of 29

15. In what additional area(s) are you certified? (Please check all that apply)





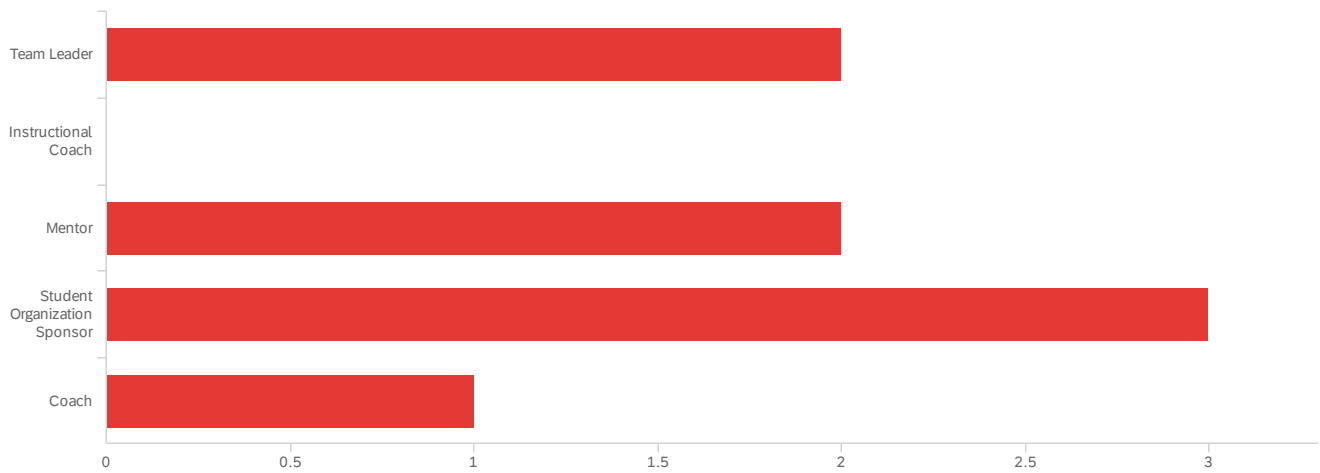
#	Field	Choice Count
1	Agriculture Education	0.00% 0
2	Art	0.00% 0
3	Business Education	0.00% 0
4	Early Childhood	13.33% 2
5	Elementary Education	26.67% 4
6	English/Language Arts	0.00% 0
7	Family and Consumer Sciences	0.00% 0
8	Foreign Language	0.00% 0
9	Gifted Education	0.00% 0
10	Library Media Specialist	0.00% 0
11	Math	0.00% 0
12	Music: Instrumental/Vocal	0.00% 0
13	Physical Education/Health/Safety	0.00% 0
14	Reading Specialist	0.00% 0
15	School Counselor	0.00% 0
16	Science	0.00% 0
17	Social Studies	13.33% 2
18	Special Education	13.33% 2

#	Field	Choice Count
19	Speech/Drama/Debate	6.67% 1
20	Technology Engineering	0.00% 0
21	Journalism	0.00% 0
22	English as a Second Language	20.00% 3
23	Computer Science	0.00% 0
24	Dance	0.00% 0
25	Drivers Education	0.00% 0
26	Marketing Education	0.00% 0
27	Psychology/Sociology	0.00% 0
35	Other	6.67% 1

15

Showing rows 1 - 29 of 29

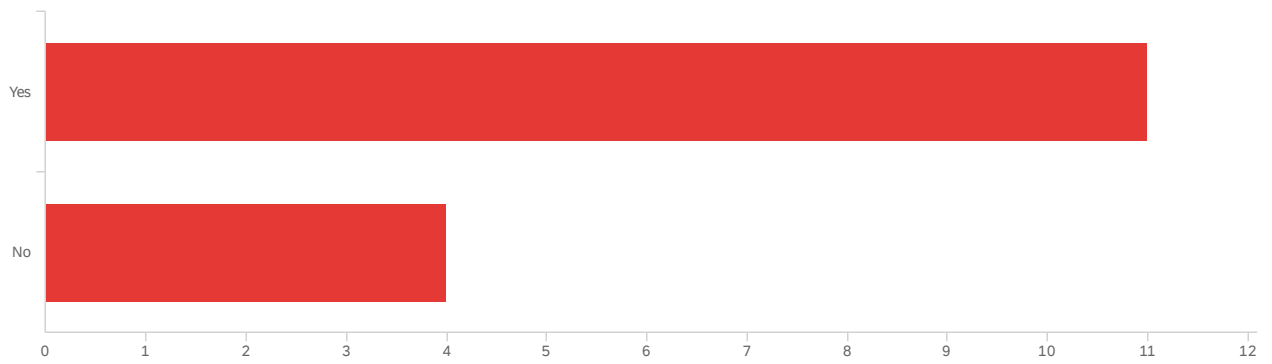
16. What other roles do you fill at your school? (Please check all that apply)



#	Field	Choice Count
1	Team Leader	25.00% 2
2	Instructional Coach	0.00% 0
3	Mentor	25.00% 2
4	Student Organization Sponsor	37.50% 3
5	Coach	12.50% 1
		8

Showing rows 1 - 6 of 6

17. Do you teach at a Title I school?

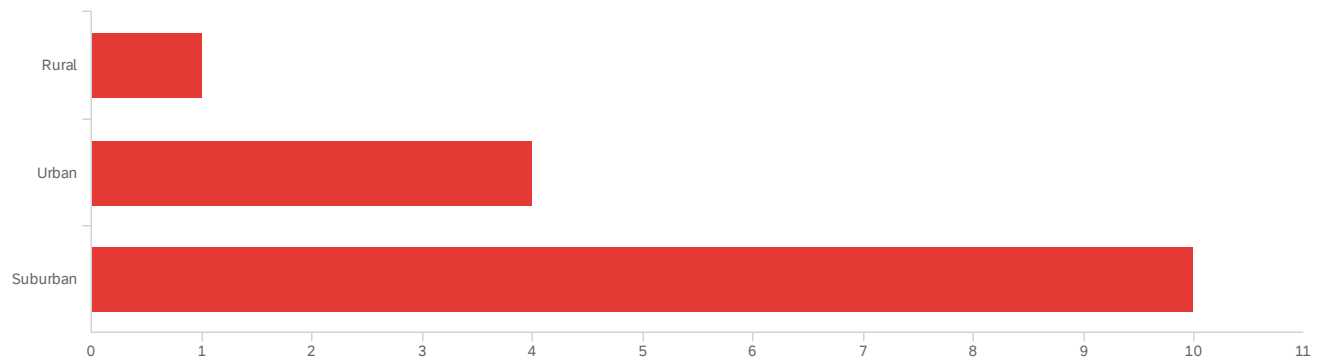


#	Field	Choice Count
1	Yes	73.33% 11
2	No	26.67% 4

15

Showing rows 1 - 3 of 3

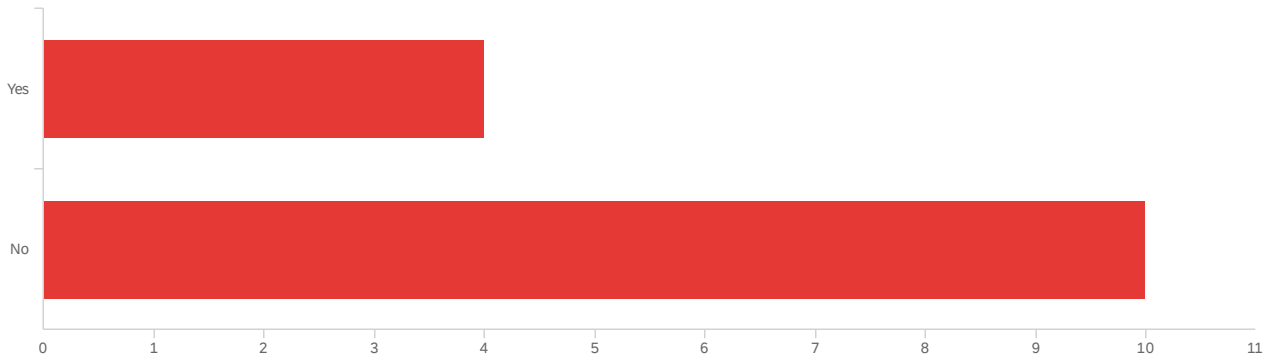
18. Which of the following describes your school district?



#	Field	Choice Count
1	Rural	6.67% 1
2	Urban	26.67% 4
3	Suburban	66.67% 10
		15

Showing rows 1 - 4 of 4

19. As a high school student, did you participate in any programs or classes that influenced your decision to become a teacher?



#	Field	Choice Count
1	Yes	28.57% 4
2	No	71.43% 10

14

Showing rows 1 - 3 of 3

19a. If yes, please describe (e.g., Future Educators of America/Educators Rising, Teacher Cadet, etc.)

If yes, please describe (e.g., Future Educators of America/Educators Rising...

Peer Tutoring - I got to work with the special needs students in my high school for 1 class period.

Debate, Choir, Band

Not sure if it should count, but I participated in my school's "Teacher Takeover Day" Senior year. I was in charge of an English classroom all day long.

N/A

N/A

N/A

none

N/A

N/A

n/a

N/A

Teacher's Aid my junior and senior years.

12a. Do you plan to remain employed as a teacher in Oklahoma next year? If so, please list up to 3 reasons you plan to stay. If not, please list up to 3 reasons you do not plan to stay.

Do you plan to remain employed as a teacher in Oklahoma next year? If so...

Yes. 1. I enjoy my school district. 2. I enjoy working with students. 3. My family is all in Oklahoma.

Great school Great students Wonderful District

Oklahoma is my home, I don't want to abandon it I'm extremely happy with the community I have in my current school building.

Yes, 1. Love my school 2. Love my team 3. Live here

Yes because I absolutely love the school that I am at and I know this kind of opportunity does not always come. I am very blessed by it and I do not want to lose it. I love teaching first grade. It was hard being a first year teacher, and I am not trying to be a first year again anytime soon.

I teach in China. I have always wanted to teach abroad. I started a reading program so I am not leaving any time soon.

I plan to remain employed as a teacher in Oklahoma next year. 1. My school has a phenomenal sense of community both with students at staff. 2. My school district has an immense number of resources to guide teachers. 3. I feel that I had a strong impact in my classroom this year.

Yes: - I am receiving a "Temple Foundation" scholarship, that requires me to teach in Oklahoma in a Title I school for 3 years total. - I have legitimately loved everyone I work with, including my team members and administrators specifically. - I have come to genuinely enjoy my time in the classroom with the students, especially teaching the content and interacting with them.

Yes. I love being a teacher in Oklahoma. All my family is here. My fiance, who is also a teacher, is also from here. We have no reason to move.

Yes because... 1) Teaching is a great outlet for creativity and growth. 2) I love my colleagues. 3) The students at my current school need teachers who want to be there.

Yes, I do. I love my school, the staff, the kids, and my principal and assistant principal. I love my district. I love the fact that my district is supporting play in the early childhood age group I teach.

I plan to stay simply because I can see the great need of the demographic I serve. I want to help my students and their families overcome. I want to see my students equipped with the tools necessary to be successful contributing members of society.

Do you plan to remain employed as a teacher in Oklahoma next year? If so...

I do not know right now I am trying to decide so I will give both. 1. I love teaching the students. 2. I enjoy collaborating and talking with other teachers to enhance my profession. 3. I love watching the students learn and grow. 1. There is so much extra work that sucks time away from my family and home life. 2. I do not get adequately compensated for the time I spend doing my work. 3. It is so much stress because there are so many things going on at once, it feels hard to breathe sometimes.

I am not sure. I am also working as the Early Childhood Director at my church part time, and there might be an opportunity for it to be full time. I would take that position over being a teacher right now because, to put it in simple terms, teaching is hard. I came from a great college with a great program, but I still struggle to have 12 hour days trying to keep up with the rest of the team. They are so supportive, but it is overwhelming trying to get everything done that needs to get done. I understand it will be easier next year, but it is difficult to manage everything you have to do as a teacher. That is coming from someone who knows how blessed she is to be at such a supportive school.

This question was for OSU students only.

End of Report