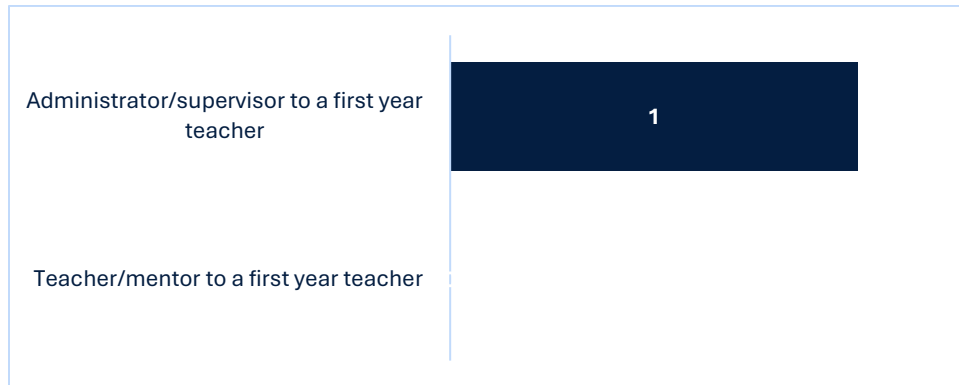


Oral Roberts University FYT MENTOR Report 2025

OEQA Mentor/Administrator Survey 2025

Q2 - The person completing this survey is:

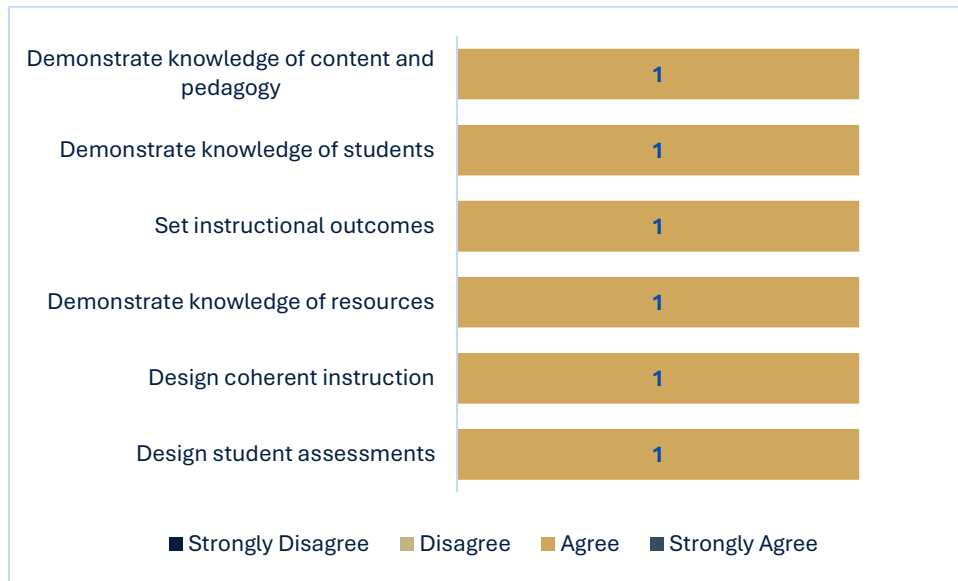


#	Field	Minimum	Maximum	Mean	Count
1	The person completing this survey is:	1.00	1.00	1.00	1

#	Answer	%	Count
1	Administrator/supervisor to a first year teacher	100%	1
2	Teacher/mentor to a first year teacher	0%	0
	Total	100%	1

Q3 - Domain 1: Planning and Preparation

Please rate the degree you agree that {{ Q2 }} was prepared to:

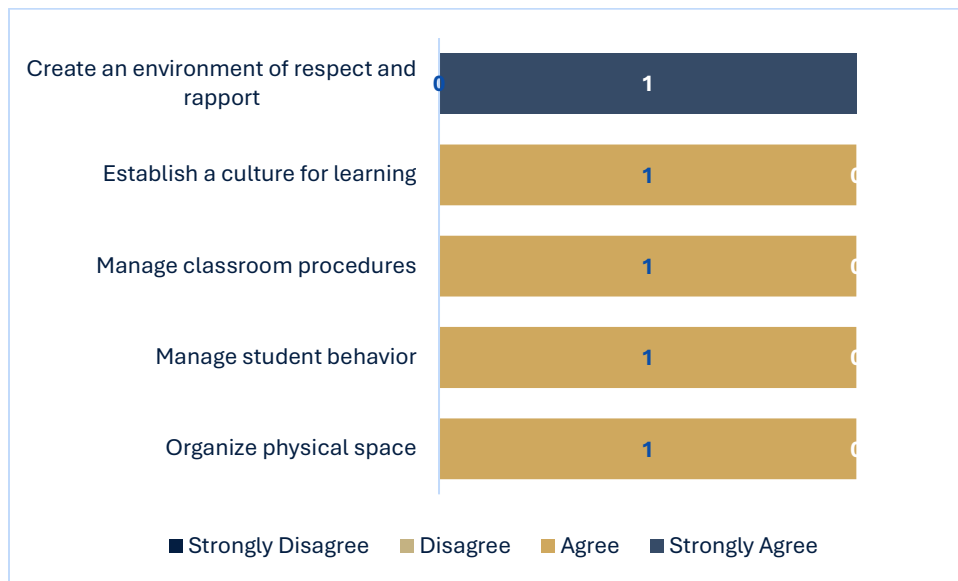


#	Field	Minimum	Maximum	Mean	Count
1	Demonstrate knowledge of content and pedagogy	3.00	3.00	3.00	1
2	Demonstrate knowledge of students	3.00	3.00	3.00	1
3	Set instructional outcomes	3.00	3.00	3.00	1
4	Demonstrate knowledge of resources	3.00	3.00	3.00	1
5	Design coherent instruction	3.00	3.00	3.00	1
6	Design student assessments	3.00	3.00	3.00	1

#	Question	Strongly Disagree	Disagree	Agree	Strongly Agree	Total
1	Demonstrate knowledge of content and pedagogy	0.00% 0	0.00% 0	100.00% 1	0.00% 0	1
2	Demonstrate knowledge of students	0.00% 0	0.00% 0	100.00% 1	0.00% 0	1
3	Set instructional outcomes	0.00% 0	0.00% 0	100.00% 1	0.00% 0	1
4	Demonstrate knowledge of resources	0.00% 0	0.00% 0	100.00% 1	0.00% 0	1
5	Design coherent instruction	0.00% 0	0.00% 0	100.00% 1	0.00% 0	1
6	Design student assessments	0.00% 0	0.00% 0	100.00% 1	0.00% 0	1

Q4 - Domain 2: Classroom Environment

Please rate the degree to which you agree that {{ Q2 }} was prepared to:

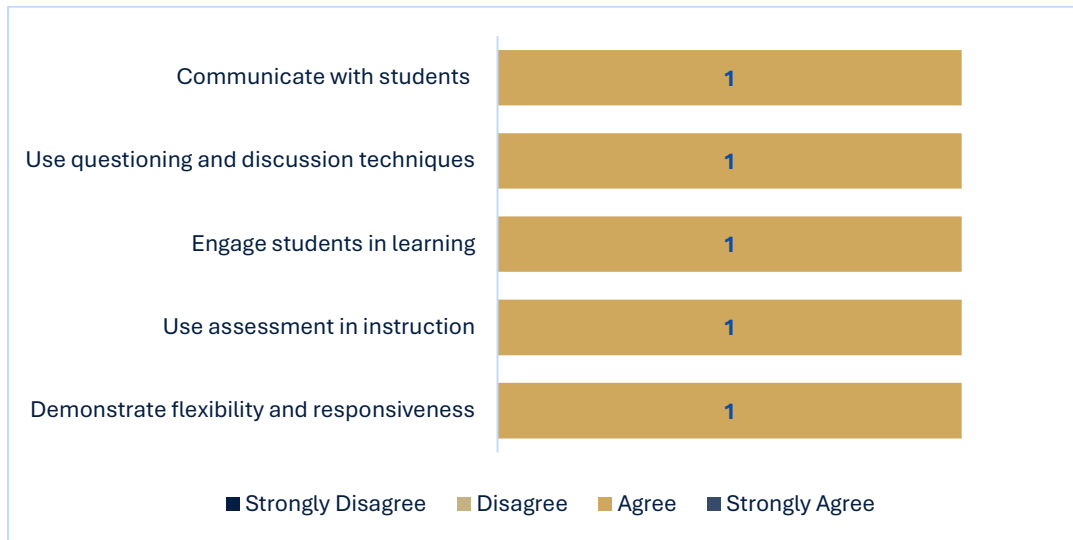


#	Field	Minimum	Maximum	Mean	Count
1	Create an environment of respect and rapport	4.00	4.00	4.00	1
2	Establish a culture for learning	3.00	3.00	3.00	1
3	Manage classroom procedures	3.00	3.00	3.00	1
4	Manage student behavior	3.00	3.00	3.00	1
5	Organize physical space	3.00	3.00	3.00	1

#	Question	Strongly Disagree	Disagree	Agree	Strongly Agree	Total
1	Create an environment of respect and rapport	0.00% 0	0.00% 0	0.00% 0	100.00% 1	1
2	Establish a culture for learning	0.00% 0	0.00% 0	100.00% 1	0.00% 0	1
3	Manage classroom procedures	0.00% 0	0.00% 0	100.00% 1	0.00% 0	1
4	Manage student behavior	0.00% 0	0.00% 0	100.00% 1	0.00% 0	1
5	Organize physical space	0.00% 0	0.00% 0	100.00% 1	0.00% 0	1

Q5 - Domain 3: Instruction

Please rate the degree to which you agree that {{ Q2 }} was prepared to:

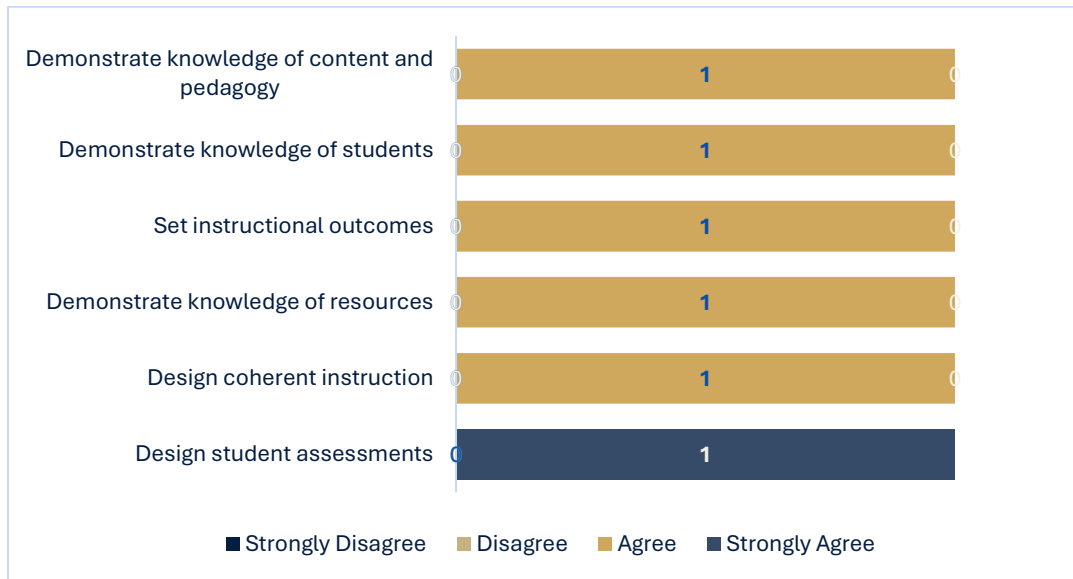


#	Field	Minimum	Maximum	Mean	Count
1	Communicate with students	3.00	3.00	3.00	1
2	Use questioning and discussion techniques	3.00	3.00	3.00	1
3	Engage students in learning	3.00	3.00	3.00	1
4	Use assessment in instruction	3.00	3.00	3.00	1
5	Demonstrate flexibility and responsiveness	3.00	3.00	3.00	1

#	Question	Strongly Disagree	Disagree	Agree	Strongly Agree	Total				
1	Communicate with students	0.00%	0	0.00%	0	100.00%	1	0.00%	0	1
2	Use questioning and discussion techniques	0.00%	0	0.00%	0	100.00%	1	0.00%	0	1
3	Engage students in learning	0.00%	0	0.00%	0	100.00%	1	0.00%	0	1
4	Use assessment in instruction	0.00%	0	0.00%	0	100.00%	1	0.00%	0	1
5	Demonstrate flexibility and responsiveness	0.00%	0	0.00%	0	100.00%	1	0.00%	0	1

Q6 - Domain 4: Professional Responsibilities

Please rate the degree to which you agree that {{ Q2 }} was prepared to:

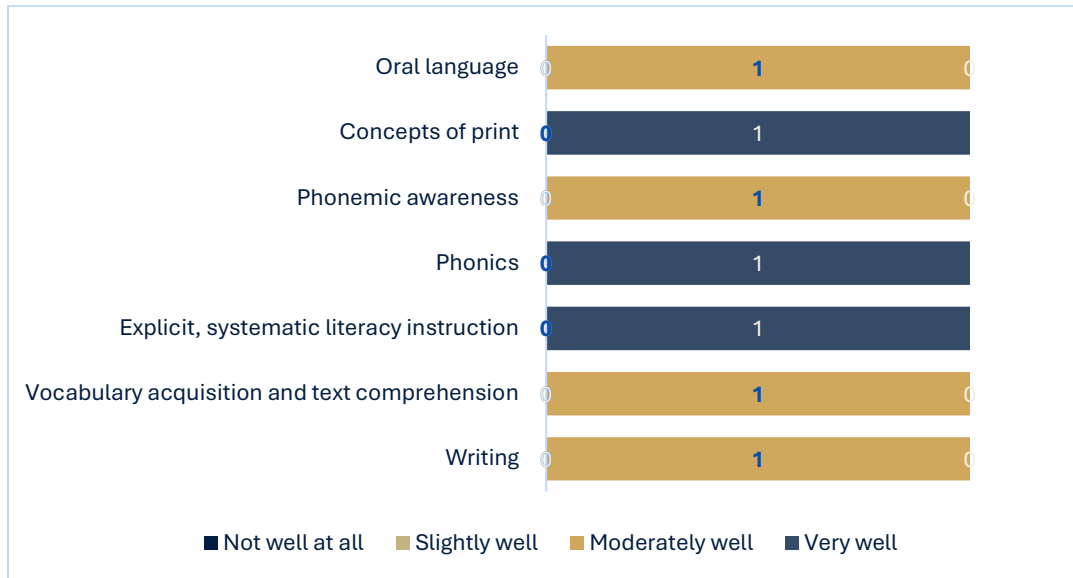


	Field	Minimum	Maximum	Mean	Count
1	Reflect on teaching	3.00	3.00	3.00	1
2	Maintain accurate records	3.00	3.00	3.00	1
3	Communicate with families	3.00	3.00	3.00	1
4	Participate in professional community	3.00	3.00	3.00	1
5	Grow professionally	4.00	4.00	4.00	1
6	Show professionalism	3.00	3.00	3.00	1

#	Question	Strongly Disagree	Disagree	Agree	Strongly Agree	Total
1	Reflect on teaching	0.00% 0	0.00% 0	100.00% 1	0.00% 0	1
2	Maintain accurate records	0.00% 0	0.00% 0	100.00% 1	0.00% 0	1
3	Communicate with families	0.00% 0	0.00% 0	100.00% 1	0.00% 0	1
4	Participate in professional community	0.00% 0	0.00% 0	100.00% 1	0.00% 0	1
5	Grow professionally	0.00% 0	0.00% 0	100.00% 1	0.00% 0	1
6	Show professionalism	0.00% 0	0.00% 0	0.00% 0	100.00% 1	1

Q7 - Science of Reading

Please rate the degree to which you agree that {{ Q2 }} was prepared to deliver high quality instruction in the following areas:

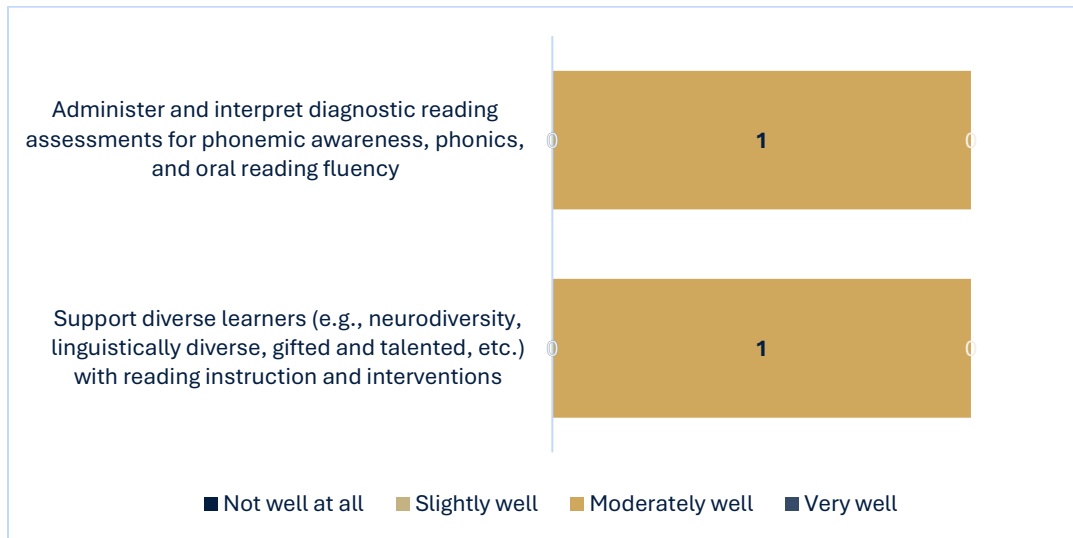


	Field	Minimum	Maximum	Mean	Count
1	Oral language	3.00	3.00	3.00	1
2	Concepts of print	4.00	4.00	4.00	1
3	Phonemic awareness	3.00	3.00	3.00	1
4	Phonics	4.00	4.00	4.00	1
5	Explicit, systematic literacy instruction	4.00	4.00	4.00	1
6	Vocabulary acquisition and text comprehension	3.00	3.00	3.00	1
7	Writing	3.00	3.00	3.00	1

#	Question	Not well at all		Slightly well		Moderately well		Very well		Total
1	Oral language	0.00%	0	0.00%	0	100.00%	1	0.00%	0	1
2	Concepts of print	0.00%	0	0.00%	0	0.00%	0	100.00%	1	1
3	Phonemic awareness	0.00%	0	0.00%	0	100.00%	1	0.00%	0	1
4	Phonics	0.00%	0	0.00%	0	0.00%	0	100.00%	1	1
5	Explicit, systematic literacy instruction	0.00%	0	0.00%	0	0.00%	0	100.00%	1	1
6	Vocabulary acquisition and text comprehension	0.00%	0	0.00%	0	100.00%	1	0.00%	0	1
7	Writing	0.00%	0	0.00%	0	100.00%	1	0.00%	0	1

Q8 - Science of Reading

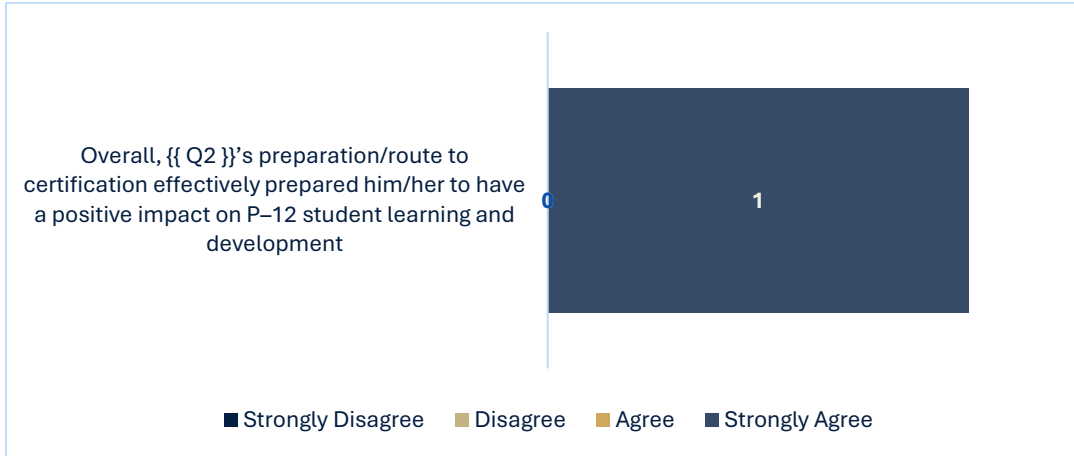
Please rate the degree to which you agree that {{ Q2 }} was prepared to:



#	Field	Minimum	Maximum	Mean	Count
1	Administer and interpret diagnostic reading assessments for phonemic awareness, phonics, and oral reading fluency	3.00	3.00	3.00	1
2	Support diverse learners (e.g., neurodiversity, linguistically diverse, gifted and talented, etc.) with reading instruction and interventions	3.00	3.00	3.00	1

#	Question	Not well at all		Slightly well		Moderately well		Very well		Total
1	Administer and interpret diagnostic reading assessments for phonemic awareness, phonics, and oral reading fluency	0.00%	0	0.00%	0	100.00%	1	0.00%	0	1
2	Support diverse learners (e.g., neurodiversity, linguistically diverse, gifted and talented, etc.) with reading instruction and interventions	0.00%	0	0.00%	0	100.00%	1	0.00%	0	1

Q9 - Overall, {{ Q2 }}'s preparation/route to certification effectively prepared him/her to have a positive impact on P-12 student learning and development.



#	Field	Minimum	Maximum	Mean	Count
1	Overall, {{ Q2 }}'s preparation/route to certification effectively prepared him/her to have a positive impact on P-12 student learning and development	4.00	4.00	4.00	1

#	Question	Strongly Disagree	Disagree	Agree	Strongly Agree	Total
1	Overall, {{ Q2 }}'s preparation/route to certification effectively prepared him/her to have a positive impact on P-12 student learning and development	0.00% 0	0.00% 0	0.00% 0	100.00% 1	1

Q10 - Considering {{ Q2 }}'s preparation in light of the needs of your school, what are your recommendations for strengthening the teacher's preparation? (Check all that apply).



#	Answer	%	Count
1	Classroom management	100.00	1
2	Student engagement	0.00%	0
3	Differentiated instruction	0.00%	0
4	English Language Learners	0.00%	0
5	Students from diverse backgrounds	0.00%	0
6	Instructional strategies	100.00	1
7	Reading strategies	0.00%	0
8	Assessment	0.00%	0
9	Professionalism	0.00%	0
10	Other (please specify):	0.00%	0

Q11 - {{ Q2 }} received his/her license via:

Traditional Teacher Certification	1
Alternative Certification	
Emergency Certification	
American Board for the Certification of Teacher Excellence	
Teach for America	
Paraprofessional Route to Teacher Certification	
Out-of-State	
Tulsa Teacher Corps	
Adjunct	
I don't know	

#	Answer	%	Count
1	Traditional Teacher Certification	100.00	1
2	Alternative Certification	0.00%	0
3	Emergency Certification	0.00%	0
4	American Board for the Certification of Teacher Excellence	0.00%	0
5	Teach for America	0.00%	0
6	Paraprofessional Route to Teacher Certification	0.00%	0
7	Out-of-State	0.00%	0
8	Tulsa Teacher Corps	0.00%	0
9	Adjunct	0.00%	0
10	I don't know	0.00%	0

Q12 - In what area(s) was {{ Q2 }} first certified? (Please check all that apply)

Agriculture Education	
Art	
Business Education	
Computer Science	
Dance	
Drivers Education	
Early Childhood	
Elementary Education	
English/Language Arts	1
English as a Second Language	
Family and Consumer Sciences	
Foreign Language	
Gifted Education	
Journalism	
Library Media Specialist	
Marketing Education	
Math	
Music: Instrumental/Vocal	
Physical Education/Health/Safety	
Psychology/Sociology	
Reading Specialist	
School Counselor	
Science	
Social Studies	
Special Education	
Speech/Drama/Debate	
Technology Engineering	
Other	
I don't know	

#	Answer	%	Count
1	Agriculture Education	0.00%	0
2	Art	0.00%	0
3	Business Education	0.00%	0
4	Computer Science	0.00%	0
5	Dance	0.00%	0
6	Drivers Education	0.00%	0
7	Early Childhood	0.00%	0
8	Elementary Education	0.00%	0
9	English/Language Arts	100.00	1

10	English as a Second Language	0.00%	0
11	Family and Consumer Sciences	0.00%	0
12	Foreign Language	0.00%	0
13	Gifted Education	0.00%	0
14	Journalism	0.00%	0
15	Library Media Specialist	0.00%	0
16	Marketing Education	0.00%	0
17	Math	0.00%	0
18	Music: Instrumental/Vocal	0.00%	0
19	Physical Education/Health/Safety	0.00%	0
20	Psychology/Sociology	0.00%	0
21	Reading Specialist	0.00%	0
22	School Counselor	0.00%	0
23	Science	0.00%	0
24	Social Studies	0.00%	0
25	Special Education	0.00%	0
26	Speech/Drama/Debate	0.00%	0
27	Technology Engineering	0.00%	0
28	Other	0.00%	0
29	I don't know	0.00%	0

Q13 - What is {{ Q2 }}'s primary teaching assignment? (Please check all that apply)



#	Answer	%	Count
1	Agriculture Education	0.00%	0
2	Art	0.00%	0
3	Business Education	0.00%	0
4	Computer Science	0.00%	0
5	Dance	0.00%	0
6	Drivers Education	0.00%	0
7	Early Childhood	0.00%	0
8	Elementary Education	0.00%	0
9	English/Language Arts	100.00	1

10	English as a Second Language	0.00%	0
11	Family and Consumer Sciences	0.00%	0
12	Foreign Language	0.00%	0
13	Gifted Education	0.00%	0
14	Journalism	0.00%	0
15	Library Media Specialist	0.00%	0
16	Marketing Education	0.00%	0
17	Math	0.00%	0
18	Music: Instrumental/Vocal	0.00%	0
19	Physical Education/Health/Safety	0.00%	0
20	Psychology/Sociology	0.00%	0
21	Reading Specialist	0.00%	0
22	School Counselor	0.00%	0
23	Science	0.00%	0
24	Social Studies	0.00%	0
25	Special Education	0.00%	0
26	Speech/Drama/Debate	0.00%	0
27	Technology Engineering	0.00%	0
28	Other (please specify):	0.00%	0

Q14 - “Knowing what you know now about {{ Q2 }}’s first year of teaching, how confident are you that this teacher was a good hire for your school?



#	Answer	%	Count
1	Not at all confident	0.00%	0
2	Slightly confident	0.00%	0
3	Moderately confident	0.00%	0
4	Very confident	0.00%	0
5	Extremely confident	100.00	1

Q15 - Is there anything else you would like to share about {{ Q2 }}’s educator preparation?

(empty field)