

2025 Career Outcomes Report

Oral Roberts University 2025 Post Graduate Survey

August 1, 2024 – May 5, 2025, Graduates

Oral Roberts University

Table of Contents

Executive Summary.....	3
Comprehensive Overview.....	5
College of Arts & Cultural Studies.....	19
Fenimore & Fisher College of Business.....	29
College of Education.....	38
College of Health Sciences.....	46
College of Science & Engineering.....	52
College of Theology & Ministry.....	63

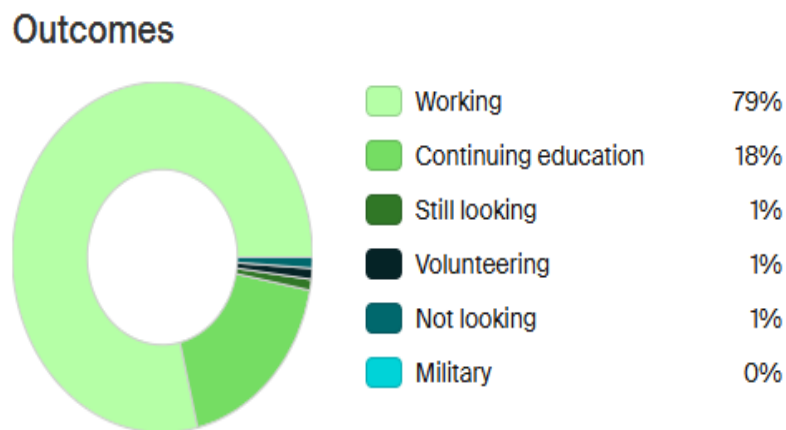
Executive Summary

This report provides an overview of post-graduation outcomes for the 1065 students who earned degrees from Oral Roberts University between August 1, 2024, and May 5, 2025, comprising the December 2024 graduating class. ORU successfully gathered outcome data for 1,021 graduates, resulting in an overall knowledge rate of 96%.

Of the reported graduates:

- **79% (807 graduates)** secured employment.
- **18% (184 graduates)** pursued further education.
- **1% (7 graduates)** are engaged in volunteer service.
- **0% (3 graduates)** entered military service.
- **1% (10 graduates)** were not seeking employment at the time of reporting.
- **1% (10 graduates)** were actively seeking employment.

This is a **99% Overall Career Outcomes Rate** for the 2025 graduating class. Notably, the **Continuing Education rate has increased by 5.13% from the previous year**, reflecting a rise in educational pursuits.



**Class of 2025 University Comprehensive Overview
Enrollment Classification**

US Students	807	76%
International Students	258	24%
Total Graduates	1065	100%

Education Level

Undergraduate	804	75%
Graduate	259	24%
Other	2	1%
Total Graduates	1065	100%

University Overall Response Rate

Submitted Responses (Knowledge Rate)	1021	96%
Unsubmitted Responses (No Information Obtained)	44	4%
Total	1065	100%

University Unsubmitted Responses

US Students	32	73%
International Students	12	27%
Total Unsubmitted Responses	44	100%

University Submitted Responses

US Students	775	76%
International Students	246	24%
Total Submitted Responses	1021	100%

University Submitted Responses- Detailed Overview

Outcome	US Students		International Students		Total
Accepted Employment	603	76%	192	24%	795
Continuing Education	141	77%	43	23%	184
Not Seeking Employment	8	73%	3	27%	11
Volunteering	10	77%	3	23%	13
Military	3	100%	0	0%	3
Seeking Employment	10	67%	5	33%	15

Total Responses	775	76%	246	24%	1021
------------------------	------------	------------	------------	------------	-------------

Career Outcome Rate

Outcome	Number of Responses	Percentage Rate
Accepted Employment, Continuing Education, Not Seeking, Volunteering, Military	1011	99%
Still Seeking Employment	10	1%
Total	1021	100%

Class of 2025 Undergraduate Comprehensive Overview

Class of 2025 Undergraduate Enrollment Classification

US Students	649	81%
International Students	155	19%
Total Graduates	804	100%

Undergraduate Overall Response Rate

Submitted Responses (Knowledge Rate)	780	99%
Unsubmitted Responses (No Information Obtained)	6	1%
Total	786	100%

The Knowledge Rate for the Undergraduate class of 2025 is 99%.

Undergraduate Unsubmitted Responses

US Students	5	99%
International Students	1	1%
Total Unsubmitted Responses	6	100%

Undergraduate Submitted Responses

US Students	625	80%
International Students	155	20%
Total Submitted Responses	780	100%

Undergraduate Submitted Responses- Detailed Overview

Outcome	US Students	81%	International Students	19%	Total
Accepted Employment	478	81%	110	19%	588
Continuing Education	123	76%	39	24%	162
Not Seeking Employment	4	67%	2	33%	6
Volunteering	8	99%	1	1%	9
Military	2	100%	0	0%	2
Still Seeking Employment	10	77%	3	23%	13
Total Responses	625	80%	155	20%	780

Undergraduate Career Outcome Rate

Outcome	Number of Responses	Percentage Rate
Accepted Employment, Continuing Education, Not Seeking, Volunteering, Military	772	98%
Still Seeking Employment	14	2%
Total	786	100%

The Career Outcome Rate for the Undergraduate class of 2025 is 98%

Class of 2025 Graduate Comprehensive Overview

Class of 2025 Graduate Enrollment Classification

US Students	164	63%
International Students	95	37%
Total Graduates	259	100%

Graduate Overall Response Rate

Submitted Responses (Knowledge Rate)	241	100%
Unsubmitted Responses (No Information Obtained)	0	0%
Total	241	100%

The Knowledge Rate for the Graduate class of 2025 is 100%.

Graduate Unsubmitted Responses

US Students	0	0%
International Students	0	0%
Total Unsubmitted Responses	0	100%

Graduate Submitted Responses

US Students	151	63%
International Students	90	37%
Total Submitted Responses	241	100%

Graduate Submitted Responses- Detailed Overview

Outcome	US Students		International Students		Total
Accepted Employment	128	62%	80	38%	208
Continuing Education	17	77%	5	23%	22
Not Seeking Employment	3	99%	1	1%	4
Volunteering	2	50%	2	50%	4
Military	1	100%	0	0%	1
Still Seeking Employment	0	0%	2	100%	2
Total Responses	151	63%	90	37%	241

Graduate Career Outcome Rate

Outcome	Number of Responses	Percentage Rate
Accepted Employment, Continuing Education, Not Seeking, Volunteering, Military	239	99%
Still Seeking Employment	2	1%
Total	241	100%

The Career Outcome Rate for the Graduate class of 2025 is 99%

Continuing Education Trends

Among the 1021 graduates included in ORU's knowledge rate for the Class of 2025, **184 graduates (18%)** have chosen to pursue graduate education. Of these, **102 graduates (55.43%)** have enrolled in an ORU graduate program, while **82 graduates (44.56%)** are continuing their studies at institutions outside of ORU.

Continuing Education: Graduate & Professional Degrees Sought:

Doctor of Biology (PhD)	Master of Computer Science
Doctor of Comparative Literature (PhD)	Master of Counseling
Doctor of Education	Master of Creative Writing
Doctor of Educational Leadership	Master of Cybersecurity
Doctor of English (PhD)	Master of Divinity
Doctor of Ministry	Master of Education
Doctor of Medicine	Master of Education in School Counseling
Doctor of Molecular Medicine (PhD)	Master of Healthcare Administration
Doctor of Occupational Therapy	Master of Human-Computer Interaction
Doctor of Osteopathic Medicine	Master of Journalism
Doctor of Physical Therapy	Master of Luxury Brand Management
Doctor of Psychology	Master of Management
Doctor of Strategic Leadership	Master of Ministry Administration
Doctor of Theology and Ministry	Master of Nursing
Doctor of Veterinary Medicine	Master of Organizational Leadership
Juris Doctor	Master of Pastoral Counseling
Master of Aerospace Engineering	Master of Physician Associate
Master of Agricultural Economics	Master of Professional Counseling
Master of Arts Administration	Master of Public Administration
Master of Biblical Literature	Master of School Psychology
Master of Biomedical Sciences	Master of Social Work
Master of Business Administration	Master of Sports Management
Master of Business Agriculture	Master of Theology
Master of Clinical Mental Health Counseling	Master of Theology and Culture
Master of Clinical Psychology	

Continuing Education: Graduate & Professional Schools:

Abilene Christian University
Baylor University
Case Western Reserve University
Chaminade University
Cleveland University-Kansas City
Emporia State University
Florida State University
Georgia Southern University
Grand Canyon University
Harvard University
Indiana Institute of
Technology
Kansas City University of Medicine &
Biosciences
Kansas State University
Liberty University
New York University
Northeastern State University
Northwestern California University
Oklahoma State College of Osteopathic
Medicine
Oklahoma State University
Oklahoma State University Center for Health
Sciences
Oral Robert University
OU-Tulsa School of Community Medicine
Pepperdine University
Pittsburg State University
Purdue University Fort Wayne
Regents University London
Rasmussen University
Sam Houston State University
Samford University
San Jacinto Community College
School of Osteopathic Medicine
St. Stephen's University
Temple University
University of Arkansas
University of Missouri-Kansas City
University of Oklahoma Health Sciences
Center
University of Rochester
University of Southern California
University of Texas
University of the Witwatersrand
University of Tulsa
Virginia Tech
Wayne State University
West Texas A & M
Western Michigan University

Campus Recruitment

During the 2024-2025 academic year, 218 companies engaged in on-campus recruitment through career fairs, on-site interviews, and tabling events, providing students with valuable networking and employment opportunities.

Employers that Hired the Class of 2025

AAON
ABA Therapy
Abiding Harvest Church
Ability Resources
Above and Beyond Therapy
Action Behavior Centers - ABA Therapy for Autism
Adams State University
Advanced Industrial Devices
Advanced Orthopedics of Oklahoma
Advanced systems groups
Adventist Health
Africa CDC
African Ministers' Council on Water
Amazing Athletes
Amazing Grace Home Care
Amazon
American Advanced Management Inc.
American Advertising Federation
American National Bank
American Parking
American State Bank & Trust Company
Amor Marketing
Angleton Christian School
Angleton Independent School District
Anthem Road Academy
AP Homeschoolers Online
Apostolic Christian Academy
Apple Valley Public Schools
Apy International
Ardent
Arrow Fire Protection
Arvest Bank
Ascension
ASEI Engineering Inc.
ASSEMBLY OF GOD CHURCH
Atrium Health
Augustine Christian Academy
Awakening Church
A local counseling center
B2B Reviews
Barbie's Cookies
Baskia Tirane
BBG, LLP
BDO
Be&Do
Behavior Factors
Behavioral Innovations
Bellerive Country Club
Berkshire Hathaway HomeServices
Berryhill Public Schools
BERTRAND NURSING HOME
Bethel Church of Indonesia
Bethel India Christian Assembly
Bethel Music
Big Bank Recruiting
Big Mammoth Media
Bixby Central Intermediate School
Bixby East Elementary
Bixby High School
Blackstone Homes
BMC Ferrell
Body of Christ Church
Boeing
BOK Financial
Bow and Arrow Ministries
Brave Performance Agency
Brewer Dental Lab
Bridge The Gap International
Bridgepointe Technologies
Bright Heart Hospice
Brightside Financial
Broken Arrow Public Schools
Bronson Healthcare Group
Brookshire Grocery Company
Buc-ee's, Ltd.
Cadence
Calling All Hannahs
Care Hospice
Carpet Renovations
Carpet World
Casas Strategic Advisors
Catalyst-TOGETHER

Caterpillar Inc.
Catholic Charities of Eastern Oklahoma
CB Conlin Landscapes
CCK Strategies
Centro Familiar de Adoraci3n
Chabod School
Chacomer
Charles & Lynn Schusterman Family Foundation
Charleston's Restaurant
Chase Bank
Cherokee Film
Chick-Fil-A
Children's medical/health
Chloe Perrin
Choice Family Urgent & Primary Care
Chris Nikel Chrysler Jeep
Christian Counseling
Christian Family Institute
Christian Health
Christian School
Christian Worship Center of Alexandria
Christ's Haven for Children
Church Of The King
Church on the Move
Cintas
Circle of Care
City of College Station
City of San Antonio
Clear View Insurance
Clearwinds Technology
Comerica Bank
CommunityCare
Compassion Uganda
Compu-Link
Consumer Affairs
Continental Resources
Contract Work
Cornerstone Church
Cox Communications
CP Kelco
CP Solutions, An RR Donnelley Company
CREOKS Behavioral Health Services
Crestwood Vineyard
Crossroads Church
Crossroads Mustang Church
Customer Service Representative
CVS
Cyneks LLC
Dallas Public Schools
Dapoer Mbok Nyul
Daybreak Family Services
Deaconess Health System
Deloitte
Denver Botanic Gardens
Department of Defense
Detroit City FC
Diana Cupps Law
Dieste
Dillard's
District Attorney
Dove Science Academy
Dr Renee Allen
Dr Samuel Presley & Associates
Dr. Terry D. Romans D.D.S
DSN Software
E3 Detroit
Edition Hotel
Education
Education For Scholars, Inc. (Nonprofit)
Educational Media Foundation K-LOVE & Air1
Elephant Gems Ltd
Elevate Oklahoma
Elgin Community College
Elgin Methodist
Elite School Staffing
Empowered21
Ennis ISD
Enterprise Mobility
Envoy Air
ESS
Eudaimonia Professional Coaching LLC
European Wax Center
Evangel North Church
Evergreen Christian Academy

Every Nation Churches & Ministries
Everyday Medical
Excelerate DSP
EY
Faith Power Global Church
Family and Children's Services
Far East Mission Church
Fastenal Company
Festo Corporation
Fidelity Bank
First Baptist Church Broken Arrow
First Liberty Institute
First Methodist Church
FirstChoice
Five Pack Creative
Floor & Decor
Follett Higher Education
For Self - She works on different projects
Fork of the South
Fortgration DPW
Forvis Mazars US
Foster America
Foundations Church
Fountain of Life Church
Fourte Coaching
Franciscan Health
Fred Astaire Dance Studios
Freelance
Freelance Interpreting
Freeport LNG
Fresenius Medical Care
FrontGate Accounting
Garman Partners
GE HealthCare
General Motors
Gilead Counseling Center
Gladius Technology Solutions
Global Leadership Summit Belize
GMS
Gold Fields Ghana Limited
Goldman Sachs
Good Life Music and Media

Good Shepherd Health Care System
Good-Life Family Church, Inc
Grace Life Church
Grant Thornton
Greater Works Christian School
Greenheck Group
Greer Community Ministries
Grow Detroit's Young Talent
Grow Senior Care Marketing
Gulf Coast Music Therapy
H2O To Go
Handshake
Harwelden Mansion
He Refused to Share
Healthcare IT Leaders
Helmerich and Payne
Hillcrest Healthcare System
Hillcrest Heart Hospital
Hitachi Solutions
Hope Forward Counseling
Horace Mann
Hospital Pathology Associates, PA
House of Providence
Housing Authority of the City of Pawnee
Hughes Lumber Company
Humble ISD
Hunger Free Oklahoma
Hyatt Hotels
I Like Giving
ICT Creative Group
Iglesia Redimidos por la Sangre del Cordero de Dios
IGLESIA RESTAURACION A.D
Igreja Batista Sobrenatural
Improving Lives
Improving Lives Counseling Services
IMS Inc
India Christian Assembly
Intel Corporation
ISM-TU
J & J Miller Farms
Jackson
Jenks

Jenks Public Schools
Jesus Calls
Jim Norton
Jimmy Swaggart Bible College
Jimmy Swaggart Ministries
John C Maxwell Team
John Zinc
Jubilee Nation
Julian T. Saldivar Elementary School
Just Dough It
Just Kids Pediatrics
Justus-Tiawah Public Schools
JW Enterprise Operations
Kaiser-Francis Oil Company
Kansas City Royal
Katie Sims Productions
Keller Williams
Keller Williams Realty
Kemper
Kenneth Copeland Ministries
Kevin's Beekeeping
Kforce, Inc.
King of Glory Consulting
Kingdom Prayer Ministry
KIPP Tulsa
KLOVE radio
Kohl's
Langford Elementary School
Laureate Institute for Brain Research
Lauren Bradley Photography
Layco
Leadline Marketing
Liberty Public Schools
LIFE Homeless Recovery Center
LifeTime Inc
Life Church
Lifetime Fitness
Lindy Property Management
Little Lighthouse
Little Rock Christian Academy
Love of Christ Church
Lumicity

MacArthur Elementary
Madison Counseling Associates
Major League Baseball
Makovicka Physical Therapy
Marriot International
Matt McCoy State Farm
Mawar Sharon Church
McKendree UMC Daycare
Medefy Health LLC
Memorial Hospital
Mercy
Mercy Gate Pentecostal Holiness Church
Mercy Hospital
Metro Christian Academy
Mike Mazzei Campaign
Miles Stone Church
Milestone Church
Miller Swim School
minds4growth
Minert and Associates
Mission of Hope
MLM- Marketing Company
Monte Sinai
Moore
Moore Cleaning
Morgan hill Bible church
Mount Calvary Academy
Mountain America Credit Union
Mountain Zion Association
Moxie Pest Control
Myers Marketing Management
Myself - Anthem Senior Care
Mzilla Consulting
Nanny Connections
NASA Glenn Research Center
Nathaniel Holdings
Nebraska Furniture Mart
New Covenant Church
New York Presbyterian High School
Next Generations Ministries
NMB MANUFACTURING, LLC
Noah Social

North Church
Northwestern Mutual - Tulsa, OK
Oak Street Health
Oakland School
Object Win Technology
Oi Parks
Oklahoma Christian School
Oklahoma Department Human Services
Oklahoma Human Services
Oklahoma State University Medical Center
Olive Garden
ONEOK
Open Door Ministry
Operation Christmas Child
Oral Roberts University
Orange County Schools
ORU Sport Network
OSU Medical Center
Outer West Community Church
OWN
Paradigm Construction and Engineering
Parkside Psychiatric
PasarKota
Pathfinders
PAVE/Advantage
Paycom
Pediatric Dental Group
Pediatrics Plus
Perafox Solutions
Pfizer
Pitching WRX
Playhouse Stage Company
Pony Coffee
Positive Behavior Supports Corp
Potential Christian Academic
Powerhouse Motor and Sports
PreApp 1003
PrecipioDx
Premier Outdoor Innovations
Pride Energy
Pride Energy Company
Prime Health Services, Inc.

Pritchett School District RE-3
Probos behavioral
ProPay SA
Proyecto Technologies Ltd
ProYouth
Psicologia y Derechos Humanos
PT Prime Services International
Publishers Consulting LLC
PWR Agency
Q Center
Quebec Capitals
QuikTrip Corporation
Radiant Church
Rally House
Rangeline Group
REAL
Real Talent Studio
Reality AI Lab
Regent Bank
Relationships Restored
Remwood Products
Render Security
Renewal by Andersen
Renner Ministries
Restoration Church
Resurrection Anglican Church
Revive Counseling and Wellness
Rig DFW
Rise with ABA
River of Life Christian Church
Riverdale Park District
Roe Ministries
Rogers County Youth Services
Rolling Hill's Country Club
Ronald McDonald House Charities of Tulsa, Inc.
Ross Medical Care
RTX
Ryze Agency
Saint Francis
Saint Francis Health System
Saint John's Hospital
Samaritan's Purse

Samuel's Jewelry
Sansomang church
Sapulpa First Church of God
SAV's Welding Services
Self Employed
SGA Design Group
Shannon Sutton Consulting
Shoreline Church
Silo Event Center
Sistema Tulsa
SkinnyMs., LLC
Sky Ventures
Smartways Logistics
Smile Stuido
Smithtown Gospel Tabernacle
SOAR Partners, LLC
Social Security Administration
Softouch Development Inc
Solid Ground Counseling
Sona Coffee
Sonic
Soul II Sole Performing Arts
Source Women's Health
South Mountain Christian Camp
South Mountain Community Church
South Shore Christian Assembly
Southern Hills Baptist Church
Southern Hills Country Club
Southern Standard Nannies
Southpoint Honda
Special School District
Specialist Best Buy
Speed tail Auto
Spin Master
St John's Episcopal Church
St. Francis Hospital
St. James Presbyterian Church
St. John's Medical Center
St. Luke "Community" UMC
St. Johns Broken Arrow
Start-up
State Farm Insurance

State of Delaware
State of Michigan Department of Corrections
Substitute teacher-Missouri
Success Academy Charter Schools
Success Vision Express
Sullivan Christian School
Summer Moon Coffee
Summit Integrated Systems
Summit Ministries
Sun Life
Surgery Partners Inc
T3 Partnership
Target
TBD
TBS
Techfields Pharma
Texas A&M University
The Assembly at Broken Arrow 1
The Calling
The Chickasaw Nation
The Creative Mill
The Ice Box LLC
The King Group Global
THE OAKS COUNTRY CLUB
The Rock Church
The Rock Church Temecula Valley
The Shoreline Church of San Clemente
The Voice of the Martyrs
Theatre Aspen
Therapy and Beyond
There and Back, LLC
Three Oaks
TICO | Terminal Investment Corporation
Tiny Tigers Learning Center
TJ Maxx
TJX Corp/Hamilton County Family Services
Transformation Church
Transformation Church
Travelserv and Logistics
TrEd Dance
tRed Dance Company
Triad Bank

Triveni Bio
TTCU
Tulco Oils
Tull Financial Group, Inc
Tulsa Boys Home
Tulsa Classical Academy
Tulsa Counseling Center
Tulsa County
Tulsa County Courthouse
Tulsa County District Attorney
Tulsa County Sheriffs Office
Tulsa Day Center
Tulsa Honor Academy
Tulsa Juvenile Detention
Tulsa performing arts Center
Tulsa Police Department
Tulsa Power Volleyball Club
Tulsa Public Schools
Turning Point USA
Twin Rivers Church
Twist'd Cup
UGA Finance
Ultra Beauty
Ultra tech Pest Control
Union County Commission
United Rentals
United States Senate
UnitedHealth Group
Universal Background Screening, Inc.
Universal Logistics Holdings, Inc
University of Oklahoma
Upper East Side Rehab
UPS Hub
UT Southwestern Medical Center
V Mais Consulting
V2X
Valley Hope Addiction Treatment
Vaquero Club

Varsity Media
VCF
Veterans' Health Administration
Veterinary Office
Victoria's Secret
Victory Christian Center
Victory Christian Center School
Victory Church, Alabama
Vype High School Sports Magazine
VYPE Media
WAFB News
WAI
Walmart
Wellspool LLC
WEST SIDE ALLIANCE
WeStreet
Westside Baptist Church
Wetlands Nature Center
What Matters Ministries
Whiskey Creek Holdings, LLC
White Settlement ISD
Willie George Ministries
Wirth Law Office
Wisna-Serenity Homes Corp
Wonder (AskWonder.com)
Woodlake Family Church Glenpool
World Mission Centre
World Shakers
Wright Christian academy School
XRG Technologies LLC
YMCA
YMCA of the USA
Zebco Brands
Zion dance project
Zion Hotel & Restaurant
151 Coffee
1iLabs
7brew

College of Arts & Cultural Studies

August 1, 2024 – May 5, 2025, Graduates

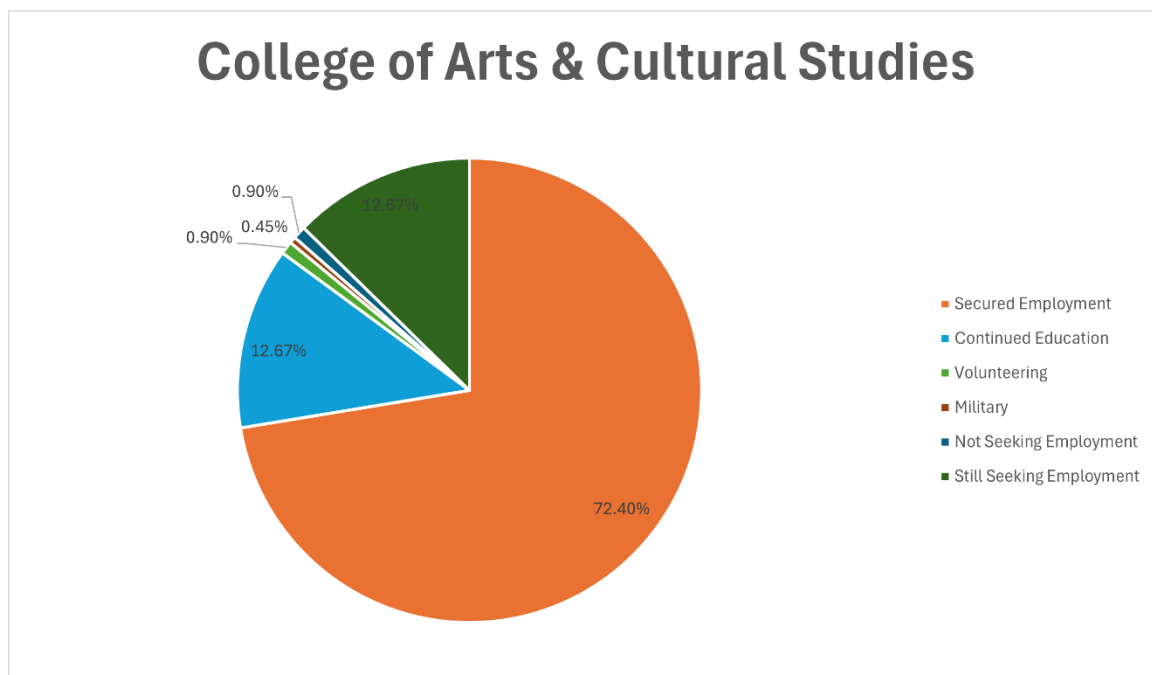


Executive Summary: College of Arts and Cultural Studies

The College of Arts and Cultural Studies accounted for **228 graduates (21%)** of ORU's 2025 graduating class. Outcome data was collected from **221 graduates**, resulting in a **knowledge rate of 97%**. Of those surveyed:

- **72.40% (160 graduates)** secured employment.
- **12.67% (28 graduates)** pursued further education.
- **0.90% (2 graduates)** engaged in volunteer work.
- **0.45% (1 graduate)** entered the military
- **0.90% (2 graduates)** were not seeking employment.
- **12.67% (28 graduates)** were actively seeking employment.

These results highlight the diverse career and academic pathways pursued by graduates from the College of Arts and Cultural Studies.



College of Arts & Cultural Studies Undergraduate Comprehensive Overview

Class of 2025 Undergraduate Enrollment Classification

US Students	154	84%
International Students	30	16%
Total Graduates	184	100%

Undergraduate Overall Response Rate

Submitted Responses (Knowledge Rate)	177	99%
Unsubmitted Responses (No Information Obtained)	7	1%
Total	184	100%

The Knowledge Rate for the College of Arts & Cultural Studies Undergraduates is 100%.

Undergraduate Unsubmitted Responses

US Students	4	57%
International Students	3	43%
Total Unsubmitted Responses	7	100%

Undergraduate Submitted Responses

US Students	150	85%
International Students	27	15%
Total Submitted Responses	177	100%

Undergraduate Submitted Responses- Detailed Overview

Outcome	US Students		International Students		Total
Accepted Employment	120	84%	23	16%	143
Continuing Education	22	85%	4	15%	26
Not Seeking Employment	2	100%	0	0%	2
Volunteering	3	100%	0	0%	3
Military	1	100%	0	0%	1
Still Looking	2	100%	0	0%	2
Total Responses	150		27		177

Undergraduate Career Outcome Rate

Outcome	Number of Responses	Percentage Rate
Accepted Employment, Continuing Education, Not Seeking, Volunteering, Military	175	99%
Still Looking	2	1%
Total	177	100%

The Career Outcome Rate for the College of Arts & Cultural Studies Undergraduates is 99%.

College of Arts & Cultural Studies Graduate Comprehensive Overview

Class of 2025 Graduate Enrollment Classification

US Students	30	68%
International Students	14	32%
Total Graduates	44	100%

Graduate Overall Response Rate

Submitted Responses (Knowledge Rate)	44	100%
Unsubmitted Responses (No Information Obtained)	0	0%
Total	44	100%

The Knowledge Rate for the College of Arts & Cultural Studies for Graduate students is 100%.

Graduate Unsubmitted Responses

US Students	0	0%
International Students	0	0%
Total Unsubmitted Responses	0	0%

Graduate Submitted Responses

US Students	30	68%
International Students	14	32%
Total Submitted Responses	44	100%

Graduate Submitted Responses Detailed Overview

Outcome	US Students		International Students		Total
Accepted Employment	25	64%	14	36%	39
Continuing Education	4	100%	0	0%	4
Not Seeking Employment	1	100%	0	0%	1
Volunteering	0	0%	0	0%	0
Military	0	0%	0	0%	0
Still Looking	0	0%	0	0%	0
Total Responses	30	68%	14	32%	44

Graduate Career Outcome Rate

Outcome	Number of Responses	Percentage Rate
Accepted Employment, Continuing Education, Not Seeking, Volunteering, Military	44	100%
Still Looking	0	0%
Total	44	100%

The Career Outcome Rate for the College of Arts & Cultural Studies Graduate students is 100%.

Employers of the College of Arts and Cultural Studies 2025 Graduates

Action Behavior Centers - ABA Therapy for Autism
African Ministers' Council on Water
American Advertising Federation
American Parking
Amor Marketing
Anthem Road Academy
Apostolic Christian Academy
Apy International
Arrow Fire Protection
Assemblies of God Michigan Ministry
Atrium Health
Augustine Christian Academy
Awakening Church
B2B Reviews
Barbie's Cookies
Baskia Tirane
Be&Do
Behavior Factors
Bellerive Country Club
Big Bank Recruiting
Big Mammoth Media
BMC Ferrell
Caterpillar Inc.
Catholic Charities of Eastern Oklahoma
Chabod School
Chase
Cherokee Film
Children's medical/health
Chloe Perrin
Chris Nikel Chrysler Jeep
Christian School
Cintas
City of College Station
Consumer Affairs
Continental Resources
Contract Work
Cox Communications
Crossroads Live
Deaconess Health System
Denver Botanic Gardens
Department of Defense
Diana Cupps Law
Dieste
Dillard's
Dove Science Academy
E3 Detroit
Education
Elgin Methodist
Eudaimonia Professional Coaching LLC
Faith Power Global Church
Festo Corporation
Fidelity Bank
First Baptist Church Broken Arrow
Follett Higher Education
Fork of the South
Foster America
Fred Astaire Dance Studios
Freelance
Frontgate Accounting
Gladius Technology Solutions
Gold Fields Ghana Limited
Good Life Music and Media
Good News Church
Gulf Coast Music Therapy
Hyatt Hotels
I Like Giving
IGLESIA RESTAURACION A.D
IMS Inc
Jenks Public Schools
Jesus Calls
Jimmy Swaggart Bible College
Jimmy Swaggart Ministries
Just Dough It
Justus-Tiawah Public Schools
Katie Sims Productions
Kemper
Kforce, Inc.

Little Lighthouse
Medefy Health LLC
Mike Mazzei Campaign
Milestone Church
Miller Swim School
Minds4growth
MLM- Marketing Company
Moore
Mount Calvary Academy
Mountain Zion Association
Nebraska Furniture Mart
Need Eye Exam
New Covenant Church
Next Generation Ministries
Noah Social
North Church
Open Door Ministry
Oral Roberts University
Outer West Community Church
Pathfinders
PAVE/Advantage
Playhouse Stage Company
PrecipioDx
Pride Energy Company
Prime Health Services, Inc.
Psicologia y Derechos Humanos
Publishers Consulting LLC
Rangeline Group
Real Talent Studio
Renner Ministries
Restoration Church
Ronald McDonald House Charities of Tulsa,
Ryze Agency
Samaritan's Purse
SAV's Welding Services
Self-Employed
SGA Design Group
Sistema Tulsa
Sona Coffee
Soul II Sole Performing Arts

Source Women's Health
Southern Hills Baptist Church
Special School District
Success Academy Charter Schools
Sun Life
Techfields Pharma
The Assembly at Broken Arrow 1
The Calling
The Chickasaw Nation
The Creative Mill
Theatre Aspen
There and Back, LLC
TJ Maxx
Transformation Church
Travelserv and Logistics
tRed Dance Company
Triveni Bio
Tulco Oils
Tulsa County District Attorney
Tulsa Honor Academy
Tulsa performing arts Center
Tulsa Public Schools
Turning Point USA
Twist'd Cup
Union County Commission
University of Oklahoma
UPS Hub
Varsity Media
Victoria's Secret
Victory Christian Center School
Victory Church
Victory Church, Alabama
Vype High School Sports Magazine
VYPE Media
WAFB News
Wellspool LLC
What Matters Ministries
Wisna-Serenity Homes Corp
Zebco Brands
Zion dance project

Graduate Schools Attended by Students from the College of Arts and Cultural Studies

Arizona State University
Bethel School of Supernatural Ministry
Geneva College
Georgia State University Andrew Young School of Policy
Kankaku Institute
Northeastern State University
Ohio University
Oral Roberts University
Regent University
Rhema Bible College
The University of Georgia
Tulsa Community College
University of Arkansas Monticello
University of Essex
University of Idaho
University of New Hampshire
University of Oklahoma

College of Arts & Cultural Studies Undergraduate Outcomes by Major

Major	Total	Employed	Cont. Ed.	Volunteering	Not Seeking Employment	Military	Still Looking
Art	13	13	0	0	0	0	0
Cinema/TV/ Digital Media	14	13	0	0	1	0	0
Communication	18	15	3	0	0	0	0
Convergence Journalism	2	1	1	0	0	0	0
Commercial Music	1	0	1	0	0	0	0
Dance	4	4	0	0	0	0	0
History	2	2	0	0	0	0	0
Integrated Studies	11	9	1	1	0	0	0
International Business & Ministry	1	1	0	0	0	0	0
International Relations	11	8	3	0	0	0	0
Leadership Studies	3	2	1	0	0	0	0
Liberal Arts	4	3	1	0	0	0	0
Liberal Studies	12	9	2	0	0	1	0
Media Production	5	3	2	0	0	0	0
Music Education	5	3	2	0	0	0	0
Music Performance	3	3	0	0	0	0	0
Music Production	5	5	0	0	0	0	0

Music Art	2	2	0	0	0	0	0
Music Therapy	2	2	0	0	0	0	0
Political Science	11	7	3	0	1	0	0
Public Relations & Advertising	12	12	0	0	0	0	0
Strategic Media	8	7	1	0	0	0	0
Studio Art	1	0	0	0	0	0	1
Theatre	14	10	3	0	0	0	1
Translation/ Interpreting	1	1	0	0	0	0	0
Worship Leadership	2	1	1	0	0	0	0
Writing	10	6	1	2	0	0	1

College of Arts & Cultural Studies Graduate Outcomes by Major

Major	Total	Employed	Cont. Ed.	Volunteering	Not Seeking Employment	Military	Still Looking
Organizational Leadership	20	17	3	0	0	0	0
Strategic Leadership	24	22	1	0	0	0	1

Fenimore & Fisher College of Business

August 1, 2024 – May 5, 2025, Graduates

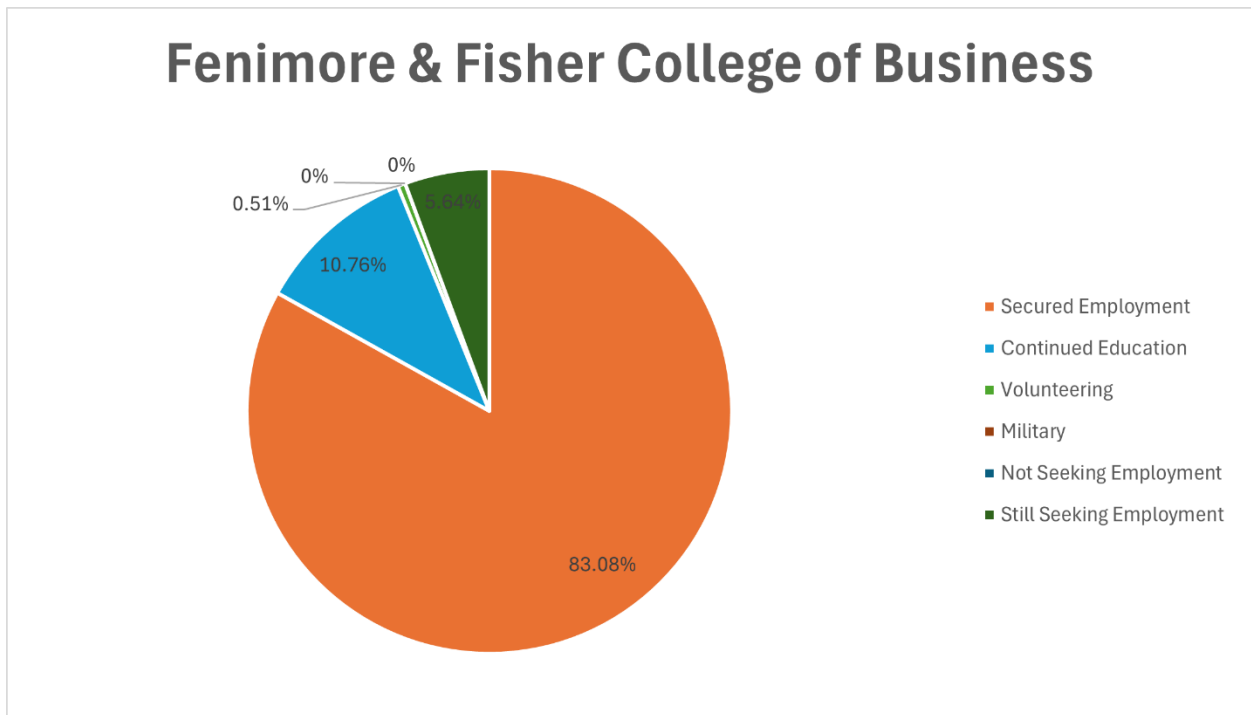


Executive Summary: Fenimore & Fisher College of Business

The Fenimore & Fisher College of Business accounted for **202 graduates (18.97%)** of ORU's 2025 graduating class. Outcome data was collected from **195 graduates**, resulting in a **knowledge rate of 97%**. Of those surveyed:

- **83.08% (162 graduates)** secured employment.
- **10.76% (21 graduates)** pursued graduate education.
- **0% (0 graduates)** were not seeking employment.
- **0.51% (1 graduate)** engaged in volunteer service.
- **5.64% (11 graduates)** were actively seeking employment.
- **0% (0 graduate)** entered military service.

These outcomes reflect the strong career readiness and professional opportunities available to graduates of the Fenimore & Fisher College of Business.



**Fenimore & Fisher College of Business Undergraduate Comprehensive Overview Class
of 2025 Undergraduate Enrollment Classification**

US Students	110	69%
International Students	50	31%
Total Graduates	160	100%

Undergraduate Overall Response Rate

Submitted Responses (Knowledge Rate)	152	99%
Unsubmitted Responses (No Information Obtained)	1	1%
Total	153	100%

The Knowledge Rate for the Fenimore & Fisher College of Business Undergraduates is 99%.

Undergraduate Unsubmitted Responses

US Students	0	0%
International Students	1	100%
Total Unsubmitted Responses	1	100%

Undergraduate Submitted Responses

US Students	106	69%
International Students	47	31%
Total Submitted Responses	153	100%

Undergraduate Submitted Responses- Detailed Overview

Outcome	US Students		International Students		Total
Accepted Employment	94	71%	39	29%	133
Continuing Education	11	58%	8	42%	19
Not Seeking Employment	0	0%	0	0%	0
Volunteering	1	100%	0	0%	1
Military	0	0%	0	0%	0
Still Looking	0	0%	0	0%	0
Total Responses	106	69%	47	31%	153

Undergraduate Career Outcome Rate

Outcome	Number of Responses	Percentage Rate
Accepted Employment, Continuing Education, Not Seeking, Volunteering, Military	153	100%
Still Looking	0	0%
Total	153	100%

The Career Outcome Rate for the Fenimore & Fisher College of Business Undergraduates is 100%.

**Fenimore & Fisher College of Business Graduate Comprehensive Overview Class
of 2025 Graduate Enrollment Classification**

US Students	24	60%
International Students	16	40%
Total Graduates	40	100%

Graduate Overall Response Rate

Submitted Responses (Knowledge Rate)	40	100%
Unsubmitted Responses (No Information Obtained)	0	0%
Total	40	100%

The Knowledge Rate for the Fenimore & Fisher College of Business Graduate students is 100%.

Graduate Unsubmitted Responses

US Students	0	100%
International Students	0	100%
Total Unsubmitted Responses	0	100%

Graduate Submitted Responses

US Students	24	60%
International Students	16	40%
Total Submitted Responses	40	100%

Graduate Submitted Responses- Detailed Overview

Outcome	US Students		International Students		Total
Accepted Employment	21	57%	16	43%	37
Continuing Education	3	100%	0	0%	3
Not Seeking Employment	0	0%	0	0%	0
Volunteering	0	0%	0	0%	0
Military	0	0%	0	0%	0
Still Looking	0	0%	0	0%	0
Total Responses	24	60%	16	40%	40

Graduate Career Outcome Rate

Outcome	Number of Responses	Percentage Rate
Accepted Employment, Continuing Education, Not Seeking, Volunteering, Military	40	100%
Still Looking	0	0%
Total	40	100%

The Career Outcome Rate for the Fenimore & Fisher College of Business Graduate students is 100%.

Employers of the Fenimore & Fisher College of Business 2025 Graduates

ABA Therapy
Advanced systems groups
Adventist Health
Africa CDC
Amazing Grace Home Care
American State Bank & Trust
Company
Arvest Bank
BBG, LLP
BDO
Blackstone Homes
Boeing
BOK Financial
Bridgepointe Technologies
Buc-ee's, Ltd.
Carpet Renovations
Carpet World
Catalyst-TOGETHER
CCK Strategies
Centro Familiar de Adoraci3n
Chacomer
Chickfila
Choice Family Urgent & Primary
Care
Church of the King
Clear View Insurance
Comerica Bank
Community Care
Compu-Link
Cornerstone Church
CP Solutions, An RR Donnelley
Company
Customer Service Representative
Dapoer Mbok Nyul
Deloitte
District Attorney
Dr Samuel Presley & Associates
Elite School Staffing
Empowered21
Envoy Air
European Wax Center
EY
Fastenal Company
FirstChoice
Floor & Decor
Forvis Mazars US
Garman Partners
Global Leadership Summit Belize
Good Shepherd Health Care System
Good-Life Family Church, Inc
Grant Thornton
Greer Community Ministries
Grow Senior Care Marketing
Handshake
Harwelden Mansion
Healthcare IT Leaders
Hitachi Solutions
Horace Mann
Housing Authority of the City of
Pawnee
Hunger Free Oklahoma
ICT Creative Group
Jackson
Just Kids Pediatrics
JW Enterprise Operations
Kaiser-Francis Oil Company
Keller Williams Realty
King of Glory Consulting
Kohl's
Leadline Marketing
LIFE Homeless Recovery Center
Lindy Property Management
Marriot International
Matt McCoy State Farm
Minert and Associates
Moore Cleaning
Mountain America Credit Union
Myers Marketing Management
Myself - Anthem Senior Care
Mzilla Consulting
Northwestern Mutual - Tulsa, OK

Object Win Technology
Oi Parks
ONEOK Inc
Operation Christmas Child
Oral Roberts University
PasarKota
Paycom
Pediatric Dental Group
Powerhouse Motor and Sports
PreApp 1003
Pride Energy
PT Prime Services International
QuikTrip Corporation
REAL
Reality AI Lab
Remwood Products
Renner Ministries
Roe Ministries
Ross Medical Care
RTX
Saint Francis Health System
Samuel's Jewelry
Self Employed
Self-Employed
SkinnyMs., LLC
Sky Ventures
SOAR Partners
SOAR Partners, LLC
Softouch Development Inc
Sonic
Southern Hills Country Club
Southpoint Honda
Specialist Best Buy
Speed tail Auto
Spin Master
Start-up
State Farm Insurance
Success Vision Express
The Chickasaw Nation
The Ice Box LLC
The King Group Global

THE OAKS COUNTRY CLUB
TICO | Terminal Investment
Corporation
TTCU
Tull Financial Group, Inc
UGA Finance
United States Senate
UnitedHealth Group
Universal Logistics Holdings, Inc
V2X
Victory Christian Center
Wal-Mart
WeStreet
Westside Baptist Church
Wonder (AskWonder.com)
World Mission Centre
YMCA

Graduate Schools Attended by Students from the Fenimore & Fisher College of Business

Arizona State University

Belmont University

Oral Roberts University

Southeastern Louisiana University

University of Central Oklahoma

University of Miami

University of North Georgia

Fenimore & Fischer College of Business Undergraduate Outcomes by Major


Major	Total	Employed	Cont. Ed.	Volunteering	Not Seeking Employment	Military	Still Looking
Accounting	16	13	3	0	0	0	0
Business Administration	39	32	7	0	0	0	0
Business Analytics	4	4	0	0	0	0	0
Entrepreneurship	5	5	0	0	0	0	0
Finance	21	21	1	0	0	0	0
Financial Management	4	4	0	0	0	0	0
Human Resource Management	2	2	0	0	0	0	0
International Business	4	3	1	0	0	0	0
International Business & Ministry	14	11	2	1	0	0	0
Management	13	13	0	0	0	0	0
Marketing	32	28	4	0	0	0	0

Fenimore & Fisher College of Business Graduate Outcomes by Major

Major	Total	Employed	Cont. Ed.	Volunteering	Not Seeking Employment	Military	Still Looking
MBA	31	30	1	0	0	0	0
MBA Leadership	9	7	2	0	0	0	0

College of Education

August 1, 2025 - May 5, 2025, Graduates



Executive Summary: College of Education

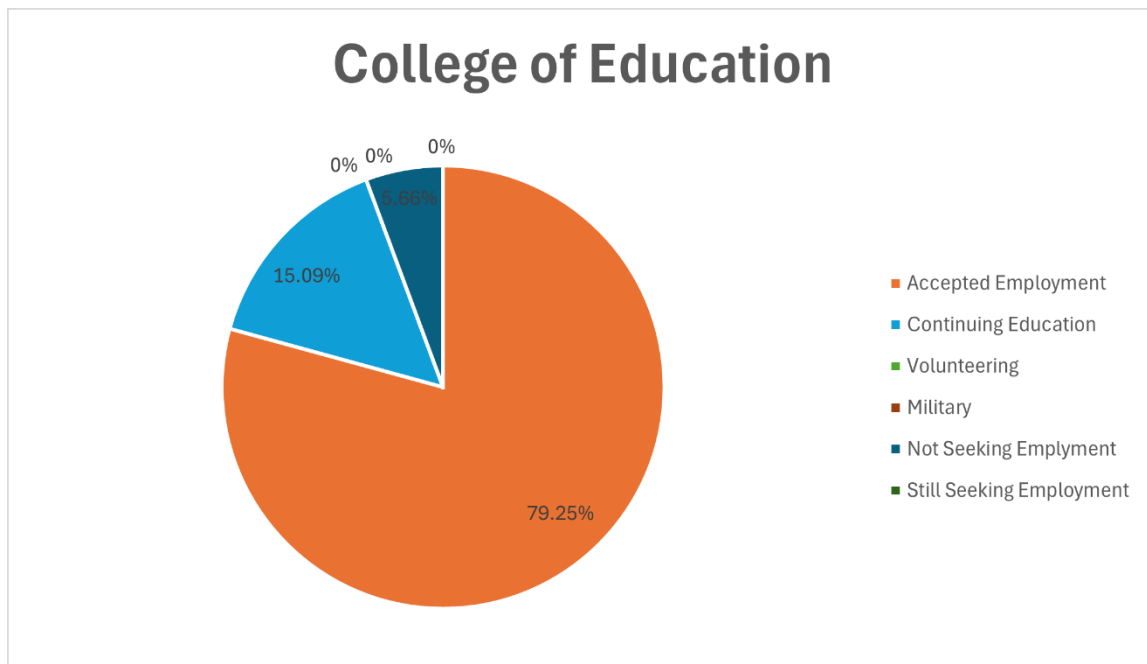
The **College of Education** accounted for **53 graduates (4.97%)** of ORU's 2025 graduating class.

Outcome data was collected from **53 graduates**, resulting in a **knowledge rate of 100%**.

Of those surveyed:

- **79.25% (42 graduates)** secured employment.
- **15.09% (8 graduates)** pursued graduate education.
- **5.66% (3 graduates)** were not seeking employment.
- **0%** reported being actively seeking employment, volunteering, or entering military service.

These results highlight the high employability of College of Education graduates and their strong transition into the workforce or further academic pursuits.



College of Education Undergraduate Comprehensive Overview

Class of 2025 Undergraduate Enrollment Classification

US Students	25	86%
International Students	4	14%
Total Graduates	29	100%

Undergraduate Overall Response Rate

Submitted Responses (Knowledge Rate)	29	100%
Unsubmitted Responses (No Information Obtained)	0	0%
Total	29	100%

The Knowledge Rate for the College of Education Undergraduates is 100%.

Undergraduate Unsubmitted Responses

US Students	0	100%
International Students	0	100%
Total Unsubmitted Responses	0	100%

Undergraduate Submitted Responses

US Students	25	86%
International Students	4	14%
Total Submitted Responses	29	100%

Undergraduate Submitted Responses- Detailed Overview

Outcome	US Students		International Students		Total
Accepted Employment	21	91.30%	2	8.70%	23
Continuing Education	4	66.67%	2	33.33%	6
Not Seeking Employment	0	100%	0	0%	0
Volunteering	0	0%	0	0%	0
Military	0	0%	0	0%	0
Still Looking	0	0%	0	0%	0
Total Responses	25	%	4	%	29

Undergraduate Career Outcome Rate

Outcome	Number of Responses	Percentage Rate
Accepted Employment, Continuing Education, Not Seeking, Volunteering, Military	29	100%
Still Looking	0	0%
Total	29	100%

The Career Outcome Rate for the College of Education Undergraduates is 100%.

College of Education Graduate Comprehensive Overview

Class of 2025 Graduate Enrollment Classification

US Students	14	61%
International Students	9	39%
Total Graduates	23	100%

Graduate Overall Response Rate

Submitted Responses (Knowledge Rate)	23	100%
Unsubmitted Responses (No Information Obtained)	0	0%
Total	23	100%

The Knowledge Rate for the College of Education Graduate students is 92%.

Graduate Unsubmitted Responses

US Students	0	0%
International Students	0	100%
Total Unsubmitted Responses	0	100%

Graduate Submitted Responses

US Students	14	61%
International Students	9	39%
Total Submitted Responses	23	100%

Graduate Submitted Responses- Detailed Overview

Outcome	US Students		International Students		Total
Accepted Employment	11	73.68%	8	26.32%	19
Continuing Education	1	100%	0	0%	1
Not Seeking Employment	2	99%	1	1%	3
Volunteering	0	0%	0	0%	0
Military	0	0%	0	0%	0
Still Looking	0	0%	0	0%	0
Total Responses	14	61%	9	39%	23

Graduate Career Outcome Rate

Outcome	Number of Responses	Percentage Rate
Accepted Employment, Continuing Education, Not Seeking, Volunteering, Military	23	100%
Still Looking	0	0%
Total	23	100%

The Career Outcome Rate for the College of Education Graduate students is 100%.

Employers of the College of Education 2025 Graduates

liLabs

Broken Arrow Public Schools

Charles & Lynn Schusterman Family
Foundation

Everyday Medical

Hillcrest Heart Hospital

Humble ISD

Julian T. Saldivar Elementary School

KIPP Tulsa

Oral Roberts University

Pritchett School District RE-3

State of Delaware

Tulsa Public Schools

Graduate Schools Attended by Students from the College of Education

Southwestern Baptist Theological Seminary

College of Education Undergraduate Outcomes by Major

Major	Total	Employed	Cont. Ed.	Volunteering	Not Seeking Employment	Military	Still Looking
Early Childhood Education	2	2	0	0	0	0	0
Elementary Education	16	12	4	0	0	0	0
English Language Teach/GC	3	2	1	0	0	0	0
Secondary Teaching	8	7	1	0	0	0	0

College of Education Graduate Outcomes by Major

Major	Total	Employed	Cont. Ed.	Volunteering	Not Seeking Employment	Military	Still Looking
Educational Leadership	13	12	1	0	0	0	0
Interdisciplinary Studies	10	7	0	0	3	0	0
School Administration	0	0	0	0	0	0	0
Teaching & Educational Leadership	0	0	0	0	0	0	0

College of Health Sciences

August 1, 2024 - May 5, 2025, Graduates



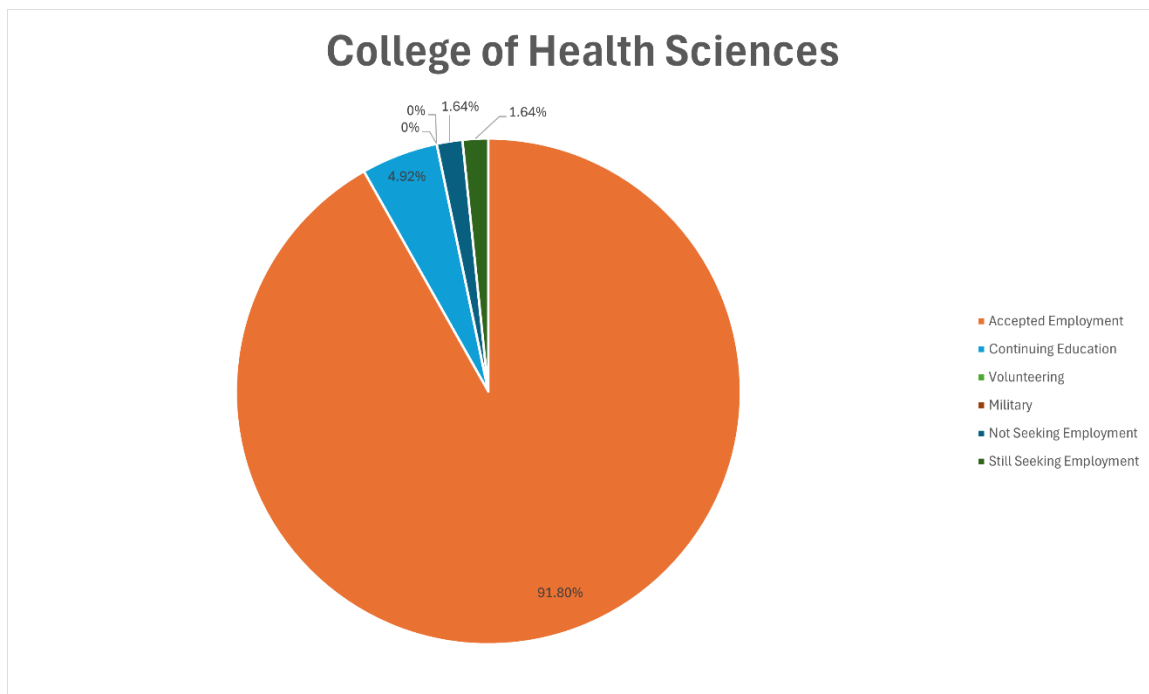
Executive Summary: College of Health Sciences

The College of Health Sciences accounted for **63 graduates (4.92%)** of ORU's 2025 graduating class. Outcome data was collected from **61 graduates**, resulting in a **knowledge rate of 96.83%**.

Of those surveyed:

- **91.80% (56 graduates)** secured employment.
- **4.92% (3 graduates)** pursued graduate education.
- **1.64% (1 graduate)** were not seeking employment.
- **1.64% (1 graduate)** reported attending graduate school, actively seeking employment.

These results demonstrate the strong career placement and professional readiness of College of Health Sciences graduates.



College of Health Sciences Undergraduate Comprehensive Overview

Class of 2025 Undergraduate Enrollment Classification

US Students	53	82%
International Students	12	18%
Total Graduates	65	100%

Undergraduate Overall Response Rate

Submitted Responses (Knowledge Rate)	61	94%
Unsubmitted Responses (No Information Obtained)	4	6%
Total	65	100%

The Knowledge Rate for the College of Health Sciences Undergraduates is 97%.

Undergraduate Unsubmitted Responses

US Students	4	100%
International Students	0	0%
Total Unsubmitted Responses	4	100%

Undergraduate Submitted Responses- Detailed Overview

Outcome	US Students		International Students		Total
Accepted Employment	47	84%	9	16%	56
Continuing Education	1	33%	2	67%	3
Not Seeking Employment	0	0%	1	100%	1
Volunteering	0	0%	0	0%	0
Military	0	0%	0	0%	0
Still Looking	1	100%	0	0%	1
Total Responses	49	90.16%	12	9.84%	61

Undergraduate Submitted Responses

US Students	49	90%
International Students	12	10%
Total Submitted Responses	61	100%

Undergraduate Career Outcome Rate

Outcome	Number of Responses	Percentage Rate
Accepted Employment, Continuing Education, Not Seeking, Volunteering, Military	60	99%
Still Looking	1	1%
Total	61	100%

The Career Outcome Rate for the College of Health Sciences Undergraduates is 99%.

College of Health Sciences Graduate Comprehensive Overview

Class of 2025 Graduate Enrollment Classification

US Students	0	0%
International Students	0	0%
Total Graduates	0	0%

Graduate Overall Response Rate

Submitted Responses (Knowledge Rate)	0	0%
Unsubmitted Responses (No Information Obtained)	0	0%
Total	0	0%

The Knowledge Rate for the College of Health Sciences Graduate students is 100%.

Graduate Unsubmitted Responses

US Students	0	0%
International Students	0	0%
Total Unsubmitted Responses	0	0%

Graduate Submitted Responses

US Students	0	0%
International Students	0	0%
Total Submitted Responses	0	0%

Graduate Career Outcome Rate

Outcome	Number of Responses	Percentage Rate
Accepted Employment, Continuing Education, Not Seeking, Volunteering, Military	0	0%
Still Looking	0	0%
Total	0	0%

The Career Outcome Rate for the College of Health Sciences Graduate students is 100%.

Employers of the College of Health Sciences 2025 Graduates

Ardent
 Ascension
 Bronson Healthcare Group
 Hillcrest
 Hillcrest Hospital South
 Hillcrest Medical Center
 Hospital Pathology Associates,
 PA
 Mercy
 OSU Medical Center
 Parkside Psychiatric
 Perafox Solutions
 Saint Francis Health System
 Saint John’s Hospital
 Shannon Sutton Consulting
 Southern Standard Nannies

Graduate Schools Attended by Students from the College of Health Sciences

None reported.

College of Health Sciences Undergraduate Outcomes by Major

Major	Total	Employed	Cont. Ed.	Volunteering	Not Seeking Employment	Military	Still Looking
Healthcare Administration	1	1	0	0	0	0	0
Nursing	60	55	3	0	1	0	1

College of Health Sciences Graduate Outcomes by Major

Major	Total	Employed	Cont. Ed.	Volunteering	Not Seeking Employment	Military	Still Looking
Nursing	0	0	0	0	0	0	0

College of Science & Engineering

August 1, 2024 – May 5, 2025, Graduates

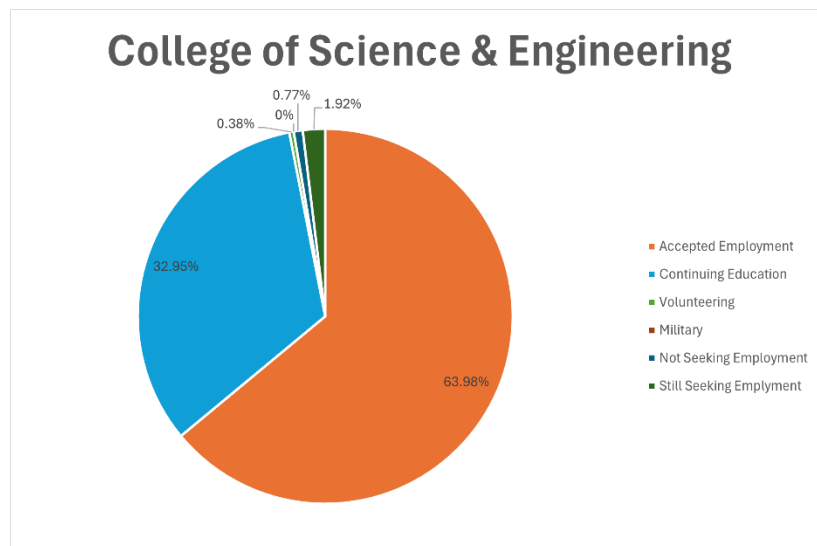


Executive Summary: College of Science & Engineering

The College of Science & Engineering accounted for **262 graduates (25.66%)** of ORU's 2024 graduating class. Outcome data was collected from **261 graduates**, resulting in a **knowledge rate of 99%**. Of those surveyed:

- **63.98% (167 graduates)** secured employment.
- **32.95% (86 graduates)** pursued graduate education.
- **0.77% (2 graduates)** were not seeking employment.
- **1.92% (5 graduates)** were actively seeking employment.
- **0.38% (1 graduate)** engaged in volunteer service.
- **0%** reported entering military service.

These outcomes highlight the strong academic and professional trajectories of College of Science & Engineering graduates, with a significant percentage continuing their education in advanced degree programs.



College of Science & Engineering Undergraduate Comprehensive Overview

Class of 2025 Undergraduate Enrollment Classification

US Students	181	78%
International Students	52	22%
Total Graduates	233	100%

Undergraduate Overall Response Rate

Submitted Responses (Knowledge Rate)	227	97%
Unsubmitted Responses (No Information Obtained)	6	3%
Total	233	100%

The Knowledge Rate for the College of Science & Engineering Undergraduates is 97%.

Undergraduate Unsubmitted Responses

US Students	5	99%
International Students	1	1%
Total Unsubmitted Responses	6	100%

Undergraduate Submitted Responses

Undergraduate Submitted Responses- Detailed Overview

Outcome	US Students		International Students		Total
Accepted Employment	112	80%	28	20%	140
Continuing Education	61	77%	18	23%	79
Not Seeking Employment	1	50%	1	50%	2
Volunteering	0	0%	1	100%	1
Military	0	0%	0	0%	0
Still Looking	2	40%	3	60%	5
Total Responses	176	78%	51	22%	227

US Students	176	78%
International Students	51	22%
Total Submitted Responses	227	100%

Undergraduate Career Outcome Rate

Outcome	Number of Responses	Percentage Rate
Accepted Employment, Continuing Education, Not Seeking, Volunteering, Military	222	98%
Still Looking	5	2%
Total	227	100%

The Career Outcome Rate for the College of Science & Engineering Undergraduates is 98%.

College of Science & Engineering Graduate Comprehensive Overview

Class of 2025 Graduate Enrollment Classification

US Students	14	48%
International Students	15	52%
Total Graduates	29	100%

Graduate Overall Response Rate

Submitted Responses (Knowledge Rate)	29	100%
Unsubmitted Responses (No Information Obtained)	0	0%
Total	29	100%

The Knowledge Rate for the College of Science & Engineering Graduate students is 94%.

Graduate Submitted Responses Graduate Submitted Responses- Detailed Overview

Outcome	US Students		International Students		Total
Accepted Employment	12	52%	11	48%	23
Continuing Education	2	33%	4	67%	6
Not Seeking Employment	0	0%	0	0%	0
Volunteering	0	0%	0	0%	0
Military	0	0%	0	0%	0
Still Looking	0	0%	0	0%	0
Total Responses	14	48%	15	52%	29

US Students	0	0%
International Students	0	100%
Total Unsubmitted Responses	0	100%

Graduate Submitted Responses

US Students	14	48%
International Students	15	52%
Total Submitted Responses	29	100%

Graduate Career Outcome Rate

Outcome	Number of Responses	Percentage Rate
Accepted Employment, Continuing Education, Not Seeking, Volunteering, Military	29	100%
Still Looking	0	0%
Total	29	100%

The Career Outcome Rate for the College of Science & Engineering Graduate students is 100%.

Employers for the College of Science & Engineering 2025 Graduates

7brew
A local counseling center
AAON
Above and Beyond Therapy
Advanced Industrial Devices
Amazing Athletes
American Advanced Management Inc.
AP Homeschoolers Online
ASEI Engineering Inc.
ASSEMBLY OF GOD CHURCH
BERTRAND NURSING HOME LIVING
Brave Performance Agency
Brewer Dental Lab
Brightside Financial
Broken Arrow Public Schools
Brookshire Grocery Company
Cadence
Charleston's Restaurant
Chick-Fil-A
Chick-fil-A-Franchise Â·
Christian Counseling
Christian Health
Christian Worship Center of Alexandria
Church on the Move
Clear Winds Technology
Compassion Uganda
CP Kelco
CREOKS Behavioral Health Services
CVS
Cyneks LLC
Detroit City FC
Doordash
DSN Software
Education For Scholars, Inc. (Nonprofit)
Educational Media Foundation K-LOVE & Air1
Elephant Gems Ltd
Enterprise Mobility
Excelerate DSP
Five Pack Creative
Fort Gratiot DPW
Fourte Coaching
Freelance Interpreting
GE HealthCare
Goldman Sachs
Greater Works Christian School
Helmerich and Payne
Hillcrest Medical Center
House of Providence
Improving Lives
Intel Corporation
ISM-TU
Jenks Public Schools
Jim Norton
John Zinc
Kevin's Beekeeping
Laureate Institute for Brain Research
Layco
Lifetime Inc
Lifetime Fitness
Little Light House
Love of Christ Church
Lumi city
Major League Baseball
Makovicka Physical Therapy
McKendree UMC Daycare
Mercy
Mercy Gate Pentecostal Holiness Church
Moxie Pest Control
NASA Glenn Research Center
NMB MANUFACTURING, LLC
Oak Street Health
Oklahoma Department Human Services
Oklahoma Human Services
Oklahoma State University Medical Center
Olive Garden
ONEOK Inc

Operation Mobilization
Oral Roberts University
Paradigm Construction and Engineering
Parkside Psychiatric
Pitching WRX
Phobos behavioral
ProPay SA
Proyecto Technologies Ltd
Q Center
Quebec Capitals
Radiant Church
Rally House
Render Security
Renewal by Andersen
Renner Ministries
Rogers County Youth Services
Rolling Hills Country Club
Saint Francis Health System
Saint Francis Hospital
Self-employed
Smartways Logistics
Smile Stuido
St. James Presbyterian Church
Substitute teacher-Missouri
Success Vision Express
Summit Integrated Systems
T3 Partnership
Target

Texas A&M University
Therapy and Beyond
TJX Corp/Hamilton County Family Services
TrEd Dance
TTCU
Tulsa Boys Home
Tulsa County
Tulsa County Courthouse
Tulsa County Sheriff's Office
Tulsa Day Center
Tulsa Police Department
Tulsa Power Volleyball Club
Tulsa Public Schools
UberEats
Ultra tech Pest Control
United Rentals
Universal Background Screening, Inc.
Upper East Side Rehab
VCF
Veterinary Office
Walmart
WEST SIDE ALLIANCE
Wetlands Nature Center
Whiskey Creek Holdings, LLC
Wirth Law Office
XRG Technologies LLC
YMCA of the USA
Zion Hotel & Restaurant

Graduate Schools Attended by the Students from the College of Science & Engineering

ASU

YWAM

Ball State University

Baylor University

Clemson University

Collin County Community College

Eastern New Mexico University

Georgia Institute of Technology

Harvard University

Indiana Wesleyan University

Liberty University

Loma Linda University

Louisiana Tech University

Marshall University

Medical College of Wisconsin

Midway University

Missouri State University

Northern Arizona University

Northwestern College

Oklahoma State University

Oral Roberts University

San Diego State University

Southern Methodist University

Syracuse University

Tennessee State University

Touro University

Tulsa Community College

Undecided

Unity Environmental University

University of Arkansas

University of Illinois Urbana-Champaign

University of Nebraska Omaha

University of Oklahoma

University of Oklahoma Health Sciences Center

University of Texas Southwestern Medical Center at Dallas

University of Texas Rio Grande Valley

University of Tulsa

University of Wisconsin Milwaukee

Walden University

College of Science & Engineering Undergraduate Outcomes by Major

Major	Total	Employed	Cont. Ed.	Volunteering	Not Seeking Employment	Military	Still Looking
Applied Science	16	6	10	0	0	0	0
Biology	16	7	8	0	1	0	0
Biomedical Chemistry	2	2	0	0	0	0	0
Biomedical Engineering	2	1	1	0	0	0	0
Chemistry	2	2	0	0	0	0	0
Computer Information Technology	8	6	2	0	0	0	0
Computer Science	20	14	4	0	0	0	2
Criminal Justice	11	9	2	0	0	0	0
Engineering	25	18	6	0	0	0	1
Global Environmental Sustainability	2	2	0	0	0	0	0
Health & Exercise Science	7	1	6	0	0	0	0
Math Education	3	3	0	0	0	0	0
Mathematics	3	3	0	0	0	0	0
Medical Molecular Biology	8	6	2	0	0	0	0
Psychology	63	34	26	1	1	0	1
Social Work	17	12	5	0	0	0	0
Sociology	4	0	0	0	0	0	0

Major	Total	Employed	Cont. Ed.	Volunteering	Not Seeking Employment	Military	Still Looking
Sports Management	20	11	8	0	0	0	1

College of Science & Engineering Graduate Outcomes by Major

Major	Total	Employed	Cont. Ed.	Volunteering	Not Seeking Employment	Military	Still Looking
Computer Science	9	9	0	0	0	0	0
Sports & Leisure Administration	21	17	4	0	0	0	0
Sport Management	2	1	1	0	0	0	0

College of Theology & Ministry

August 1, 2024 – May 5, 2025

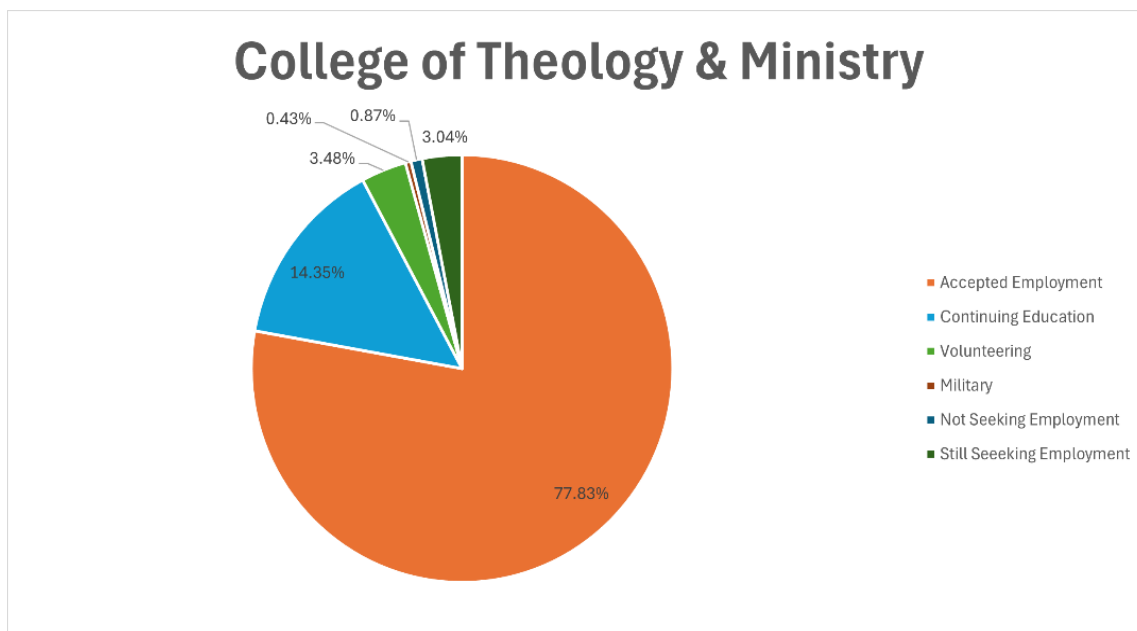


Executive Summary: College of Theology & Ministry

The College of Theology & Ministry accounted for **257 graduates (24.13%)** of ORU's 2025 graduating class. Outcome data was collected from **230 graduates**, resulting in a **knowledge rate of 90.91%**. Of those surveyed:

- **78.00% (179 graduates)** secured employment.
- **14.35% (33 graduates)** pursued further education.
- **0.87% (2 graduates)** were not seeking employment.
- **3.04% (7 graduates)** were actively seeking employment.
- **3.04% (7 graduates)** engaged in volunteer service.
- **0.87% (2 graduates)** entered military service.

These results reflect the diverse career paths and continue academic pursuits of graduates from the College of Theology & Ministry, preparing them for impactful roles in ministry, education, and service.



College of Theology & Ministry Undergraduate Comprehensive Overview

Class of 2025 Undergraduate Enrollment Classification

US Students	122	91%
International Students	12	9%
Total Graduates	134	100%

Undergraduate Overall Response Rate

Submitted Responses (Knowledge Rate)	127	94%
Unsubmitted Responses (No Information Obtained)	7	5%
Total	134	100%

The Knowledge Rate for the College of Theology & Ministry Undergraduates is 94%.

Undergraduate Unsubmitted Responses

US Students	7	99%
International Students	1	1%
Total Unsubmitted Responses	8	100%

Undergraduate Submitted Responses

US Students	115	91%
International Students	11	9%
Total Submitted Responses	126	100%

Undergraduate Submitted Responses- Detailed Overview

Outcome	US Students		International Students		Total
Accepted Employment	81	93%	6	7%	87
Continuing Education	23	82%	5	18%	28
Not Seeking Employment	1	100%	0	0%	1
Volunteering	3	100%	0	0%	3
Military	2	100%	0	0%	1
Still Looking	5	100%	0	0%	5
Total Responses	115	91%	11	9%	126

Undergraduate Career Outcome Rate

Outcome	Number of Responses	Percentage Rate
Accepted Employment, Continuing Education, Not Seeking, Volunteering, Military	121	96%
Still Looking	5	4%
Total	126	100%

The Career Outcome Rate for the College of Theology & Ministry Undergraduates is 96%.

College of Theology & Ministry Certificate Comprehensive Overview

Class of 2025 Certificate Enrollment Classification

US Students	2	100%
International Students	0	0%
Total Certificate	2	100%

Certificate Overall Response Rate

Submitted Responses (Knowledge Rate)	2	100%
Unsubmitted Responses (No Information Obtained)	0	0%
Total	2	100%

The Knowledge Rate for the College of Theology & Ministry Certificate is 100%.

Certificate Unsubmitted Responses

US Students	2	100%
International Students	0	0%
Total Unsubmitted Responses	2	100%

Certificate Submitted Responses

US Students	2	100%
International Students	0	0%
Total Submitted Responses	2	100%

Certificate Submitted Responses- Detailed Overview

Outcome	US Students		International Students		Total
Accepted Employment	0	0%	0	0%	0
Continuing Education	1	100%	0	0%	1
Not Seeking Employment	1	100%	0	0%	1
Volunteering	0	0%	0	0%	0
Military	0	0%	0	0%	0
Still Looking	0	0%	0	0%	0
Total Responses	2	100%	0	0%	2

Certificate Career Outcome Rate

Outcome	Number of Responses	Percentage Rate
Accepted Employment, Continuing Education, Not Seeking, Volunteering, Military	2	100%
Still Looking	0	0%
Total	2	100%

The Career Outcome Rate for the College of Theology & Ministry Certificate is 100%.

College of Theology & Ministry Graduate Comprehensive Overview

College of Theology & Ministry Graduate Students

US Students	82	68%
International Students	39	32%
Total Graduate Students	121	100%

College of Theology & Ministry Graduate Response Rate

Submitted Responses (Knowledge Rate)	109	100%
Unsubmitted Responses (No Information Obtained)	12	0%
Total	121	100%

The Knowledge Rate for the College of Theology & Ministry Graduate Students is 100%.

Graduate Unsubmitted Responses

US Students	8	67%
International Students	4	33%
Total Unsubmitted Responses	12	100%

Graduate Submitted Responses

US Students	73	67%
International Students	36	33%
Total Submitted Responses	109	100%

Graduate Submitted Responses- Detailed Overview

Outcome	US Students		International Students		Total
Accepted Employment	64	66%	32	34%	95
Continuing Education	7	100%	0	0%	7
Not Seeking Employment	0	0%	0	0%	0
Volunteering	2	50%	2	50%	4
Military	0	100%	0	0%	0
Still Looking	0	0%	2	100%	2
Total Responses	73	85%	36	15%	109

College of Theology & Ministry Graduate Career Outcome Rate

Outcome	Number of Responses	Percentage Rate
Accepted Employment, Continuing Education, Not Seeking, Volunteering, Military	107	98%
Still Looking	2	2%
Total	109	100%

The Career Outcome Rate for the College of Theology & Ministry Graduates 98%.

Employers of the Students of the College of Theology & Ministry

151 Coffee
Abiding Harvest Church
Ability Resources
Adams State University
Advanced Orthopedics of Oklahoma
Amazon
American National Bank
Angleton Christian School
Behavioral Innovations
Berkshire Hathaway HomeServices
Bethel Church of Indonesia
Bethel India Christian Assembly
Body of Christ Church
Bow and Arrow Ministries
Bridge The Gap International
Bright Heart Hospice
Calling All Hannahs
Care Hospice
Casas Strategic Advisors
CB Conlin Landscapes
Christian Family Institute
Christ's Haven for Children
Church
Church Of The King
Circle of Care
City of San Antonio
CREOKS Behavioral Health Services
Crestwood Vineyard
Crossroad Church
Crossroads Mustang Church
Dallas Public Schools
Daybreak Family Services
Dr Renee Allen
Dr. Terry D. Romans D.D.S
Ennis ISD
Eudaimonia Professional Coaching LLC
Evangel North Church
Every Nation Churches & Ministries
Family and Children's Services
Family and Children Services
Far East Mission Church
First Liberty Institute
First Methodist Church
For Self - She works on different projects
Foundation in Christ Ministries
Foundations Church
Fountain of Life Church
Franciscan Health
Freeport LNG
General Motors
Gilead Counseling Center
GMS
GO HARVEST MISSION CENTER
Grace Life Church
Greenheck Group
Grow Detroit's Young Talent
H2O To Go
He Refused to Share
Hope Forward Counseling
Hope Women's Clinic
Iglesia Redimidos por la Sangre del Cordero de Dios
Igreja Batista Sobrenatural
Improving Lives Counseling Services
India Christian Assembly
J & J Miller Farms
Jenks Public Schools
John C Maxwell Team
Jubilee Nation
Kingdom Prayer Ministry
KLOVE radio
Lauren Bradley Photography
Life Church
Little Rock Christian Academy
Madison Counseling Associates
Mawar Sharon Church
Memorial Hospital
Miles Stone Church
Milestone Church

Mission of Hope	St. Luke "Community" UMC
Monte Sinai	State of Michigan Department of Corrections
Morgan hill Bible church	Summer Moon Coffee
Nanny Connections	TBD
Nathaniel Holdings	TBS
New York Presbyterian High School	The Rock Church
Next Gen Clubs Ministry	The Rock Church Temecula Valley
North Church	The Send
Oakland School	The Shoreline Church of San Clemente
Oral Roberts University	The Voice of the Martyrs
Orange County Schools	Three Oaks
OWN	Three Oaks
Pediatrics Plus	trEd Dance Ministries
Pfizer	Tulsa Classical Academy
Positive Behavior Supports Corp	Tulsa Counseling Center
Potential Christian Academie	Tulsa Juvenile Detention
Premier Outdoor Innovations	Tulsa Public Schools
ProYouth	Twin Rivers Church
QuikTrip	Ultra Beauty
Relationships Restored	Underground Network
Resurrection Anglican Church	UT Southwestern Medical Center
Revive Counseling and Wellness	V Mais Consulting
Rig DFW	Valley Hope Addiction Treatment
Rise with ABA	Vaquero Club
River of Life Christian Church	Victory Christian Center
Riverdale Park District	WAI
Sansomang church	Willie George Ministries
Sapulpa First Church of God	Woodlake Family Church Glenpool
Self-Employed	World Shakers
Shoreline Church	Wright Christian academy School
Silo Event Center	
Smithtown Gospel Tabernacle	
Social Security Administration	
Social Security Administration Office of Inspector General-	
Boston	
Solid Ground Counseling	
South Mountain Christian Camp	
South Mountain Community Church	
South Shore Christian Assembly	
St John's Episcopal Church	

Graduate Schools Attended by Students from the College of Theology & Ministry

Hebrew University

New Orleans Baptist Theological
Seminary

New York Institute of Technology

Oral Roberts University

Samford University

University of Texas Arlington

College of Theology & Ministry Undergraduate Outcomes by Major

Major	Total	Employed	Cont. Ed.	Volunteering	Not Seeking Employment	Military	Still Looking
Biblical Literature	19	13	6	0	0	0	0
Christian Caregiving & Counseling	20/1 unknown	9	8	1	1	0	1
Historical-Philosophical Theology	1	0	0	0	0	0	0
Ministry & Leadership	67	51	10	3	1	0	2

College of Theology & Ministry Graduate Outcomes by Major

Major	Total	Employed	Cont. Ed.	Volunteering	Not Seeking Employment	Military	Still Looking
Biblical Literature	2	2	0	0	0	0	0
Christian Ministry	35	28	4	2	0	1	0
Counseling Studies & Pastoral Counseling	2	2	0	0	0	0	0
Doctor of Ministry	9	8	1	0	0	0	0
Master of Divinity	23	20	0	2	0	0	1
Practical Theology	5	5	0	0	0	0	0
Professional Counseling	33	30	2	0	0	0	1