



College of Education

**Statistics for Graduates from
December 2022, May 2023 & August 2023**

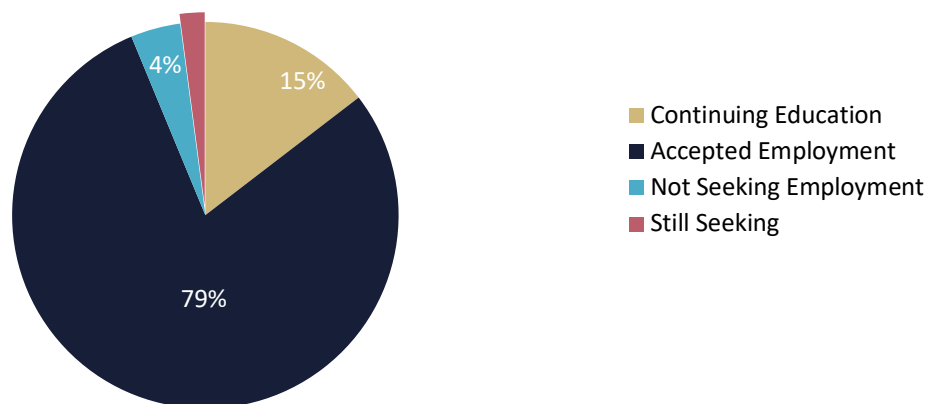
2022 - 2023 Post Graduate Survey

hireORUgrads.com

College of Education (2022 - 2023) Executive Summary

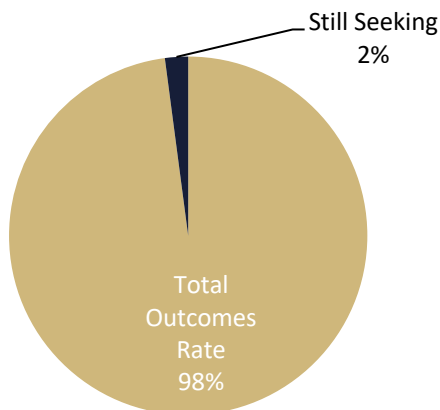
The 2023 graduating class included **53 students (5.98%)** from the College of Education. ORU was able to collect information from **48 students**, representing a knowledge rate of **90.57%**. Of the 48 graduates, **7 or 14.58%** were **Attending Graduate School**, **38 or 79.17%** were **Employed**, **2 or 4.17%** were **Not Seeking Employment**, and **1 or 2.08%** were **Seeking Full Time Employment**. These figures have been further broken down by department in the following charts:

Class of 2023 Graduate Activity (N=48)

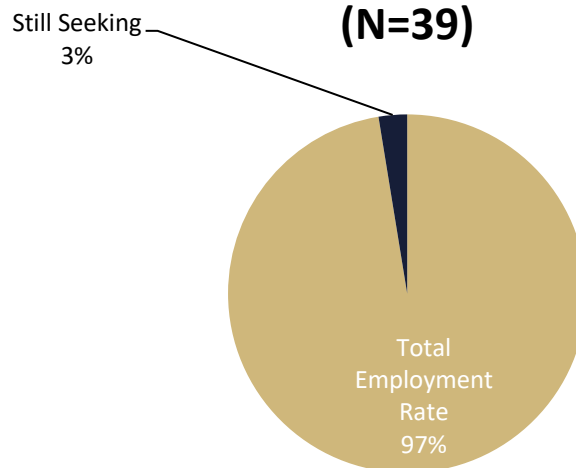


Of ORU's knowledge rate on the 48 graduates, 2.08% were still seeking employment, resulting in a **97.92% career outcomes** rate for the College of Education graduate and undergraduate students for 2022 - 2023. Of the 39 seeking employment, 97.92% were **employed** and 2.08% were still seeking employment six months after graduation.

Career Outcomes Rate (N=48)



Accepted or Seeking Employment (N=39)



College of Education – Statistical Breakdown, 2022 - 2023

	US Students	Percentage	International	Percentage	Total	Percentage
Knowledge Rate	39	92.86%	9	81.82%	48	90.57%
Not Reached	3	7.14%	2	18.18%	5	9.43%
Total Graduates	42	100%	11	100%	53	100%

Knowledge Rate Breakdown

Seeking Employment	32	82.05%	7	77.78%	39	81.25%
Not Seeking Employment	2	5.13%	0	0.00%	2	4.17%
Furthering Education	5	12.82%	2	22.22%	7	14.58%

Seeking Employment Breakdown

Employed	31	96.88%	7	100.00%	38	97.44%
Still Seeking	1	3.12%	0	0.00%	1	2.56%

Career Outcomes Rate of 97.5%

Undergraduate Level Students

	US Students	Percentage	International	Percentage	Total	Percentage
Knowledge Rate	20	86.96%	4	100.00%	24	88.89%
Not Reached	3	13.04%	0	0.00%	3	11.11%
Total Graduates	23	100%	4	100%	27	100%

Knowledge Rate Breakdown

Seeking Employment	16	80.00%	4	100%	20	83.33%
Not Seeking Employment	2	10.00%	0	0%	2	8.33%
Furthering Education	2	10.00%	0	0%	2	8.33%

Seeking Employment Breakdown

Employed	15	93.75%	4	100.00%	19	95%
Still Seeking	1	6.25%	0	0.00%	1	5%

Career Outcomes Rate of 95%

Graduate Level Students:

	US Students	Percentage	International	Percentage	Total	Percentage
Knowledge Rate	19	100.00%	5	71.43%	24	92.31%
Not Reached	0	0.00%	2	28.57%	2	7.69%
Total Graduates	19	100%	7	100%	26	100%

Knowledge Rate Breakdown

Seeking Employment	16	84.21%	3	60.00%	19	79.17%
Not Seeking Employment	0	0.00%	0	0.00%	0	0.00%
Furthering Education	3	15.79%	2	40.00%	5	20.83%

Seeking Employment Breakdown

Employed	16	100.00%	3	100.00%	19	100.00%
Still Seeking	0	0.00%	0	0.00%	0	0.00%

Career Outcomes Rate of 100%

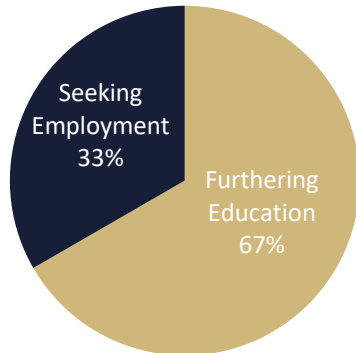
Employers of the College of Education 2023 Graduates

Academic Partnerships	McAuliffe Elementary School - Union Public Schools
Ashford Elementary	Metro Christian Academy
Atlee Christian Academy	Oasis Bakery
BattleCreek Church	Oklahoma State University
Broken Arrow Public Schools	Olive Garden
CAP Tulsa	Oral Roberts University
Disney	Pasture of Life Christ Discipleship Ministry
East Central University	Sapulpa School District
Ellen Ochoa Elementary School	Suitland High School
Faith Academy	Textbroker International
Follett Higher Education	Tulsa Public Schools
Healthy Image International	Union Public School District
Hilldale Public Schools	Union Public Schools - Thomas Jefferson Elementary
Jenks Dance Academy	Victoria Independent School District
Kansas City Public Schools	Victory Christian School
Kauai Christian Academy	Wenzhou Education Consulting Firm
Kellyville Public Schools	Wolf Creek Elementary School
Lincoln Christian School	

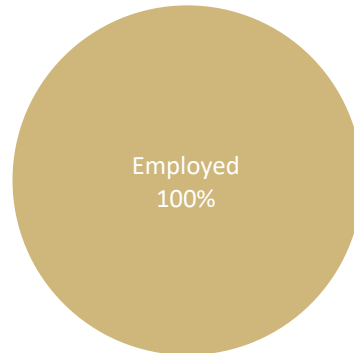
School Administration (ADMS)

Three Graduate, with a Knowledge Rate of 100%

Of 3 Graduate(s)



Of 1 Seeking Employment



Hiring Employer(s): Victory Christian School

Graduate School(s): Oral Roberts University

Average GPA: 3.66

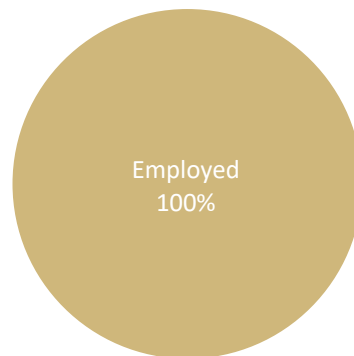
Early Childhood Education (ECH)

One Graduate, with a Knowledge Rate of 100%

Of 1 Graduate(s)



Of 1 Seeking Employment



Hiring Employer(s): Lincoln Christian School

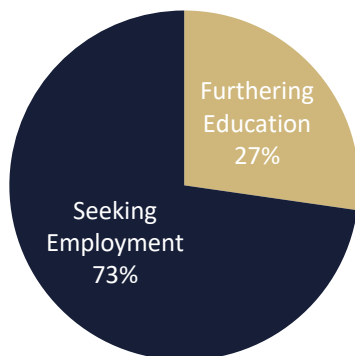
Graduate School(s): N/A

Average GPA: 3.76

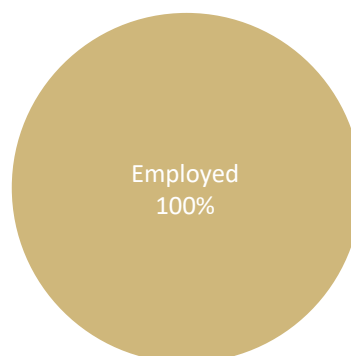
Educational Leadership (EDL)

Thirteen Graduates, with a Knowledge Rate of 84.62%

Of 11 Graduate(s)



Of 8 Seeking Employment



Hiring Employer(s): Academic Partnerships, CAP Tulsa, East Central University, Healthy Image International, Oklahoma State University, Oral Roberts University, Pasture of Life Christ Discipleship Ministry, Suitland High School

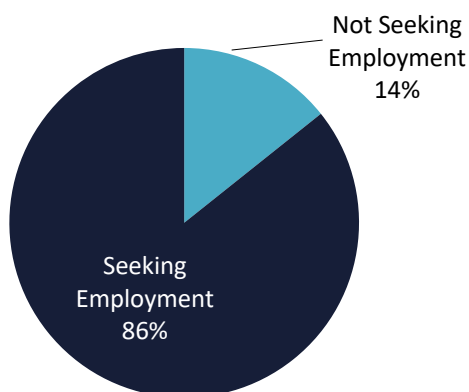
Graduate School(s): Oral Roberts University

Average GPA: 3.78

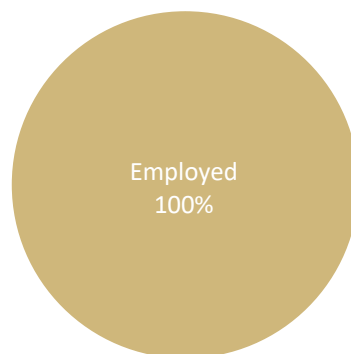
Elementary Education (ELED)

Eight Graduates, with a Knowledge Rate of 87.50%

Of 7 Graduate(s)



Of 6 Seeking Employment



Hiring Employer(s): Jenks Dance Academy, Kansas City Public Schools, Olive Garden, Union Public Schools - Thomas Jefferson Elementary School, Victoria Independent School District, Wolf Creek Elementary School

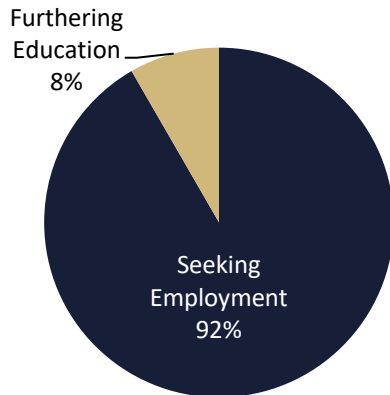
Graduate School(s): N/A

Average GPA: 3.72

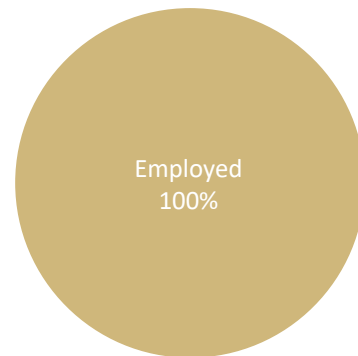
English Language Education (ELE)

Fourteen Graduates, with a Knowledge Rate of 85.71%

Of 12 Graduates(s)



Of 11 Seeking Employment



Hiring Employer(s): Broken Arrow Public School, Disney, Ellen Ochoa Elementary School, Kauai Christian Academy, Kellyville Public Schools, Lincoln Christian School, McAuliffe Elementary School - Union Public Schools, Metro Christian Academy, Oasis Bakery, Union Public School District

Graduate School(s): N/A

Average GPA: 3.70

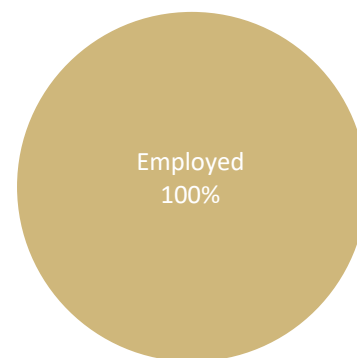
Interdisciplinary Studies (IDMD)

One Graduate, with a Knowledge Rate of 100%

Of 1 Graduate(s)



Of 1 Seeking Employment



Hiring Employer(s): Oral Roberts University

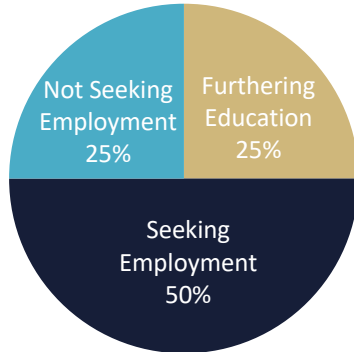
Graduate School(s): N/A

Average GPA: 3.59

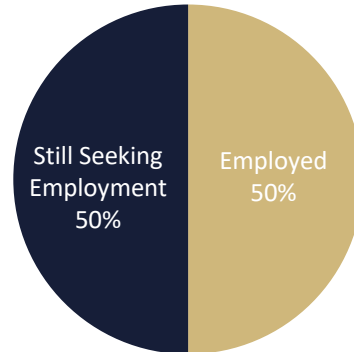
Secondary Education (SCE)

Four Graduates, with a Knowledge Rate of 100%

Of 4 Graduate(s)



Of 2 Seeking Employment



Hiring Employer(s): Textbroker International

Graduate School(s): The Language House

Average GPA: 3.73

Teaching and Education Leadership (TED)

Nine Graduates, with a Knowledge Rate of 100%

Of 9 Graduate(s)



Of 1 Seeking Employment



Hiring Employer(s): Ashford Elementary, Atlee Christian Academy, BattleCreek Church, Faith Academy, Follett Higher Education, Hilldale Public Schools, Oral Roberts University, Self Employed, Wenzhou Education Consulting Firm

Graduate School(s): N/A

Average GPA: 3.78