

Business (Undergraduate)

Online

19

Fall 2017 Incoming Students

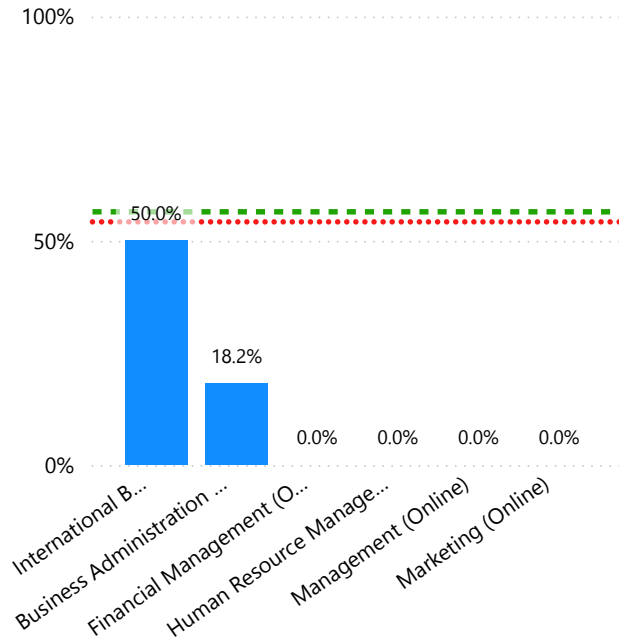
13

Fall 2017 Incoming Students
Graduated From Department

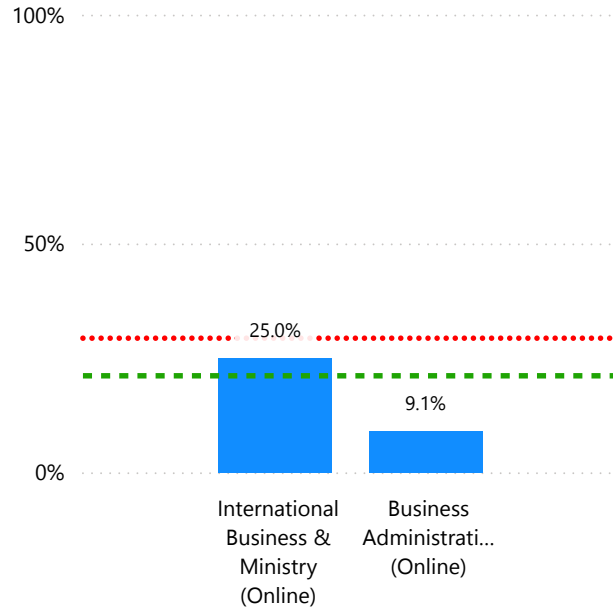
Graduation Rates

Department ■
University ●

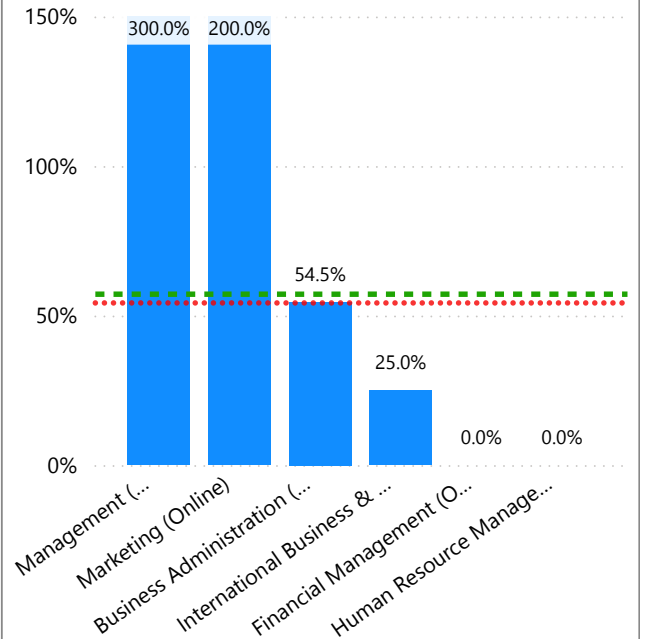
Graduation Rate: % of Incoming Students Who Graduated From Any Program



Program-Specific Graduation Rate: % of Incoming Students Who Graduated in the Same Program



Program Net Graduation Rate: Graduates per Incoming Students by Program



Retention and Graduation Rate: % of Students Returning or Graduating by the Following Fall

60.2%

Department Retention %

58.3%

College Retention %

62.4%

University Retention %

- Business Administration (Online)
- Financial Management (Online)
- Human Resource Management (Online)
- International Business & Ministry (Online)
- Management (Online)
- Marketing (Online)
- Percent Retained

