

Business (Graduate)

Residential, Online

37

Fall 2017 Incoming Students

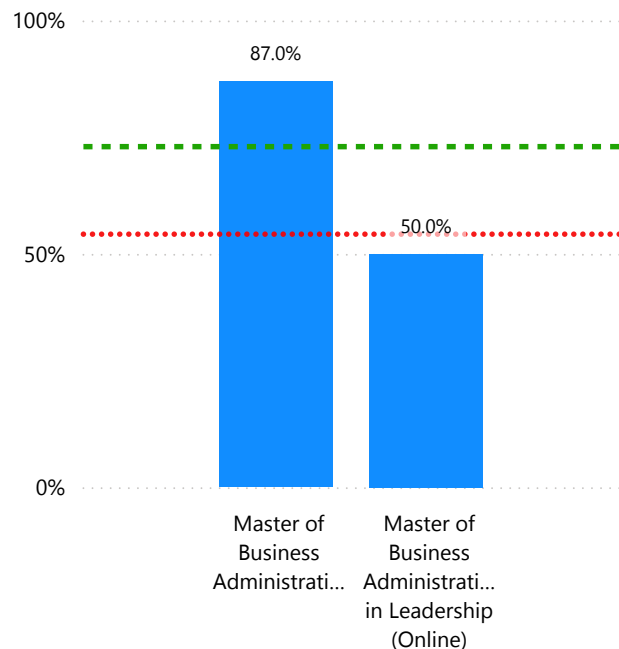
25

Fall 2017 Incoming Students
Graduated From Department

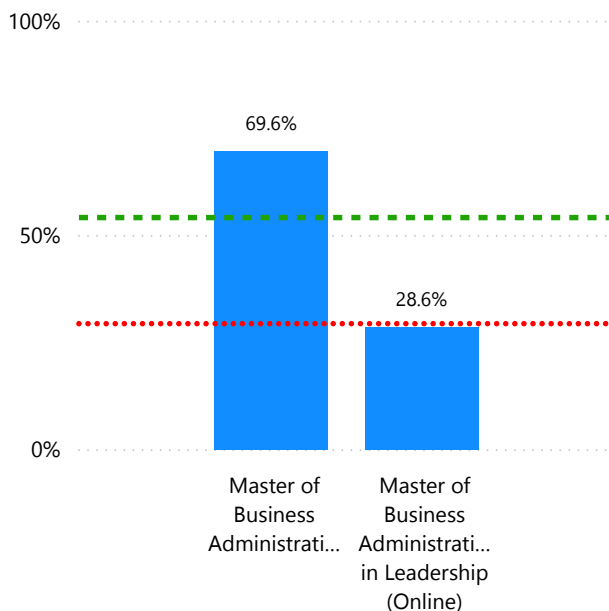
Graduation Rates

Department ■
University ●

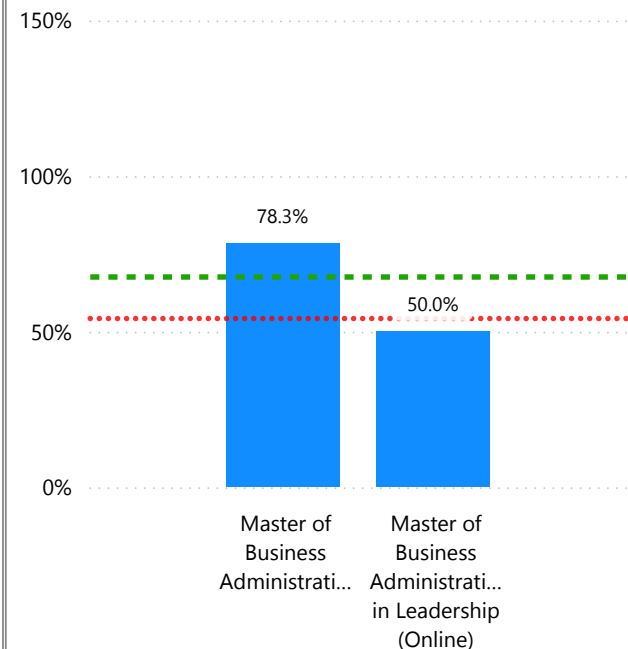
Graduation Rate: % of Incoming Students Who Graduated From Any Program



Program-Specific Graduation Rate: % of Incoming Students Who Graduated in the Same Program



Program Net Graduation Rate: Graduates per Incoming Students by Program



72.4%

Department Retention %

77.7%

College Retention %

77.1%

University Retention %

Retention and Graduation Rate: % of Students Returning or Graduating by the Following Fall

- Master of Business Administration
- Master of Business Administration...
- Percent Retained

