



**May 20-25, 2012**  
**Oral Roberts University**  
**Tulsa, Oklahoma**

## **CHRISTIAN SCHOOL FINALS COMPETITION 2012**

Thank you for your interest in the ORU Christian School Finals Competition 2012. We are delighted to know that you and your students are making plans to attend. The competition provides a wonderful opportunity to train the spirit, mind and body toward a tangible goal. Students of excellence from across the United States and beyond will converge on the campus of Oral Roberts University in late May to compete against others who have made similar preparations. In the end, many will be honored for the work they have done. More, however, will be blessed for having undertaken the process. May the Lord be with you as you prepare. Please contact us along the way as questions arise. We may be many, but we are all one body in Christ.

## **CHRISTIAN SCHOOL FINALS ADVISORY BOARD**

During the year, administrators of member schools of the Oral Roberts University Educational Fellowship consult with the competition committee to analyze events offered, discuss additions and/or deletions, and update and clarify rules, procedures and processes for the competition. Together the representatives of these schools comprise an Advisory Board.

If you would like to discuss aspects of the competition or pose specific questions about an event, please contact the Competition Coordinator, Samantha Stewart.

Oral Roberts University  
7777 S Lewis Ave., GC 612  
Tulsa, OK 74171

Web site: <http://competition.oru.edu>  
E-mail: [competition@oru.edu](mailto:competition@oru.edu)

918.495.6864  
918.495.7305 Fax

## **TABLE OF CONTENTS**

### **INTRODUCTION**

Pages 4-13

### **ACADEMICS**

Pages 14-53

### **ART**

Pages 54-91

### **PHOTOGRAPHY**

Pages 92-119

### **ATHLETICS**

Pages 120-145

### **MUSIC**

Pages 146-161

### **DRAMATIC ARTS**

Pages 162-171

Changes in event rules and guidelines are highlighted in yellow for your convenience.

## INTRODUCTION

### **Oral Roberts University Christian School Finals Competition**

The Christian School Finals Competition exists to promote scholarship, spiritual growth, sportsmanship and unity among participating schools. It is a celebration and showcase of students' unique talents, abilities and strengths as displayed in over 150 events in academics, athletics, art, drama, music, and photography.

## **GENERAL INFORMATION**

### **Eligibility**

1. Any Christian school may enter the Competition. Members of the ORUEF receive a discount for participation as a benefit of membership. More information about the Oral Roberts University Educational Fellowship can be found online at <http://oruef.oru.edu>.
2. Through their internal processes, participating schools determine which students will represent their school in each event at Competition. Only students who are entered in an event may attend. Only one entry per event per school is allowed. All entries must be current and started after the last day of the previous year's competition (**May 29, 2011**). Students or schools may not reuse entries or perform materials that have been previously entered.
3. A competitor may be any full-time student who is enrolled in 7th-12th grade. Competitors who reach their 19th birthday before August 15 of the current school year may not participate. Students not meeting the age limitation may petition in writing by April 16 to participate. Schools risk disqualification for allowing students to compete who are not eligible.
4. Students who are on academic or conduct probation from their school may not compete.
5. Home schooled groups may enter the Competition as a school.
6. Students who have **dual enrollment** in a home school or another school as well as the participating school are eligible to compete. The student must attend and be enrolled at the participating school in at least two classes or organized activities. For example, if a student competes with the school in band and on the baseball team, he or she would be eligible to participate with the school. The student must be enrolled no later than the first day of the fourth quarter of the school year to be eligible.
7. All international schools requiring a letter of invitation to attend Competition will need to complete a **Request for Participation** form demonstrating a serious desire to attend Competition. The **Request for Participation** form is available on the Competition Web site. The form must be signed by a school administrator or the Competition coordinator as a representative of the participating school. The completed form should be faxed to the Competition office or a scanned copy may be sent by e-mail. The **Request for Participation** form is due in the Competition office by **February 1**.
8. Students otherwise eligible for competition but who are unable to attend may participate in categories and events that allow **Send-in Entries**. These are:
  - a. Art (300-490 excluding On-site Art 345)
  - b. Essay Writing (115)
  - c. Photography (500-560)
  - d. Poem Writing (120)
  - e. Science Projects (130 & 135)
  - f. Short Story Writing (125)
  - g. Technology (170-175)
  - h. Yearbook (146)

9. Students otherwise eligible for competition but who are unable to attend for the entire week may participate in categories and events that allow **"Local" Entries**. These are:
  - a. Academics (not including Send-in entries)
  - b. On-Site Art (345)
  - c. Athletics
  - d. Music
  - e. Dramatic ArtsAdditional guidelines will apply.

## Competition Fees

1. The cost of the Competition for each student and each sponsor in attendance is \$250. ORUEF member schools receive a discount of \$25 per participant. Included in the cost of the Competition is a \$75 non-refundable registration fee, due April 2, 2012, with all required Group I Registration Forms. See additional information on Group I Registration Forms below. An early registration discount of \$250 is available to schools that fully register by March 1, 2012. The \$250 discount will be subtracted from the total deposit due.
2. Also due April 2 (March 1 for early registration) are a non-refundable, \$50 entry fee (per team) for each Athletic Team event entered and a \$50 entry fee for an Academic Bowl Team. These fees help cover additional costs that are associated with those events. Due to the large number of events encompassed within Track and Field, the fee for this group of events is \$75 per team.
3. Schools unable to attend Competition are encouraged to participate through Send-in Entries. Send-in Entries cost \$25 per entry. Details on the process for Send-in Entries are available on the Competition Web site.
4. Schools in the Tulsa area unable to attend Competition for the entire week are encouraged to participate through "Local" Entries. "Local" Entries cost \$25 per individual Academic, On-Site Art, Music, and Dramatic Arts entry, \$50 per Academic Bowl team entry, \$50 per Athletic team entry, \$50 per group Music entry, and \$75 to participate in the Track and Field events. In addition to the cost of the entries, there is a \$75 per school registration fee due by April 2, 2012. School sponsors must be registered and attend all events with the students. Additional guidelines will apply.
5. Schools are required to submit a Master Registration form by April 2 (March 1 for early registration). Plans for each event are made in accordance with each school's registration. Judges and other staff are contracted as a result. Adding, dropping and/or missing events therefore will incur an additional fee of \$10 per instance.

## Registration Forms

Most Registration Forms will be submitted electronically. All forms will be available online no later than **January 16**. You may also contact the Competition Coordinator to receive copies of the forms via e-mail. A Registration Checklist summarizing due dates for forms is available online. Forms not submitted on time cause delays in the set-up and scheduling of the competition. Therefore, late forms will result in an additional fee for the school.

1. **Group I Registration Forms – Due April 2 (March 1 for Early Registration)**  
Schools will register for the Competition by electronically submitting all Group I Registration Forms and sending signed copies of the same as well as the non-refundable \$75 deposit per student and sponsor and \$50 per Athletic Team and Academic Bowl event (\$75 for Track and Field) by **overnight carrier** to the Competition office **to be received** no later than **April 2**. Use of an overnight carrier, which provides for tracking capabilities, is **required** as a safeguard for all schools. **A copy of all Registration Forms**

submitted online should be forwarded to the Competition office by fax, mail or e-mail. It is the school's responsibility to verify that the Registration Forms have been received by the Competition office.

### **Group I Forms**

- a. Form A – Checklist for a Successful Registration
- b. Form C – Statement of Faith
- c. Form D – Master Registration
- d. Form E – T-Shirt Order
- e. Science Project Forms (see event guidelines for more details)

Once the list of events a school intends to participate in is declared April 2 on Form D, it is final. It is understood that circumstances may arise in which a school may desire to enter additional events. In this case, please contact the Competition Coordinator to determine feasibility. As stated above, each added event will be charged an additional \$10 fee.

## **2. Group II Registration Forms – Due April 16**

On April 16th another set of forms (Group II) will be due. These forms are to be submitted electronically. The information contained in these forms will allow those preparing for competition adequate time to prepare for schools' arrival.

A **copy** of all Registration Forms submitted online should be forwarded to the Competition office by fax, mail or e-mail. It is the school's responsibility to verify that the Registration Forms have been received by the Competition office.

### **Group II Forms**

- a. Form F – Designated Person for Emergencies
- b. Form G – Adult Sponsor Information Form
- c. Forms H & I – Boys and Girls Residence Assignments

### **Entries for the following events must be received by April 16:**

- a. Poem Writing
- b. Essay Writing
- c. Short Story
- d. Yearbook

Use of an overnight carrier, which provides for tracking capabilities, is **required** as a safeguard for all schools

## **3. Registration forms due May 1 – Form J Golf average score only.**

- a. Form J should **only** be used by those schools entering golf. Please record your player's average golf scores.
- b. Please fax your information to (918) 495-7305.
- c. Track event entries sign-up on **Runnercard.com**. Notification of the Competition group on Runnercard.com will be sent by e-mail closer to the due date.

## **4. Music Equipment Request Form – Due May 11**

On May 13 a form to borrow ORU Music Department equipment and/or instruments is due. Schools wishing to borrow ORU Music Department equipment and/or instruments for students to use in Competition events should submit Form Q by e-mail, fax or mail. Without prior notice a deduction will be applied to the event affected.

## **5. Team Decathlon Form K – Due by noon Friday, May 18**

The Team Decathlon Form K is due in the Competition office by noon on Friday, May 18, 2012. This form may be faxed to (918) 495-7305 or sent by e-mail. Each school is encouraged to participate in the Team Decathlon. Entry into the Team Decathlon will not be accepted after May 18.

6. **Group III Registration Forms – Due at Registration on Sunday**

On Sunday, schools arrive and check in for Competition on the campus of Oral Roberts University. At that time, the forms in Group III are due.

**Group III Forms**

- a. Form L – Dropped Events
  - b. Form L1 – Added Events
  - c. Form M – Consent for Medical or Dental Care of a Minor (Please submit 2 typed, signed copies)
  - d. Form N – Insurance Verification & Final List of Participants
  - e. Form O – Student Responsibility Form
  - f. Form P – Sponsor Responsibility Form
  - g. Eligibility Forms for Cross Country, Cheerleading, High Jump and Weight Lifting, if applicable.
7. Also due at registration are payment for the balance of registration fees and a key deposit of \$65 per room key, which will be refunded once keys have been returned.
8. For purposes of verification, the Competition Coordinator may request a list of competitors scheduled in all events anytime after May 1.

**Competition Week**

All students attending Competition must be participating in at least one event during the week. Participating in preliminary competition at the local school does not count as participating in an event. All students and sponsors, with the exception of Local Entries, are required to **remain on campus in campus housing** for the duration of Competition. Students and sponsors are not permitted to leave campus for any reason unless traveling with their school to Competition events held off campus. Should an emergency situation arise, students and sponsors may sign-out in the Fireside Room or at Campus Security after hours. Babies, non-competing children and pets are not permitted in campus housing. Non-registered students are not permitted in campus housing.

**Schedule**

Athletic and academic brackets and assigned times for Drama and Music events will be finalized and posted on the Competition Web site as soon as possible after April 2. **A 2012 tentative event schedule is available online at the Competition Web site.** In every case, staff will work to avoid conflicts. Please review this information and contact the Competition Coordinator with any concerns. In cases where conflicts are unavoidable, schools should select another eligible student to participate as an alternate. Should the need arise for a school to reschedule a performance or event time during the week of Competition; they should contact the building monitor or event facilitator as soon as the conflict is determined. Failure to do so may result in forfeiture.

Form L is used to communicate events in which a school had signed up to participate but in fact will not be participating. Accurately reporting these changes is essential to ensuring that the schedule flows as smoothly as possible.

All students and sponsors are expected to be present at all corporate events. Corporate events include the Welcoming Service, Chapel services and Worship events, Commissioning Service, Track and Field Finals,



Baseball Finals, Event Showcase, Awards Ceremony and any other scheduled corporate events. Schools should plan to use their own transportation to events held off campus (such as any baseball games and the Track and Field finals) or make arrangements ahead of time to travel with another school.

## Judging

To be positioned for a positive and successful experience, students should be well-prepared for all events entered. It is also important to note that **in most cases** students are required to bring judging forms, containing the criteria by which they will be scored or other documents with them to the scheduled event. Judges are chosen for their expertise and their ability to fairly judge specific events. They are provided with the same guidelines listed in this handbook and, where appropriate, use judging forms with specific criteria and point values for each indicated. In each event, the decision(s) of the judge(s) is final.

Judging forms are not included in this Handbook but will be available online at the Competition Web site.

Judges are not required to “place” any entries they do not feel merit this distinction even if there are fewer than six entries in an event.

## Appeal Process

The appropriate vehicle through which to challenge a judge’s decision is the formal appeal process. All official appeals regarding judging, decisions, conduct and/or the activities of a competition event must be filed at Competition Headquarters on the day of the offense. No appeal will be considered unless it has been completed on the **Official Appeal Form** and signed by the **school's administrator or designated head sponsor. The signature will verify that the administrator or head sponsor has seen the appeal and is in agreement with the appeal.** Appeals will be reviewed and a decision made.

## Sponsorship of Student Competitors

Schools must have **at least** one male sponsor for every one to 10 male competitors and one female sponsor for every one to 10 female competitors and must be of the same gender as their group of assigned students. These sponsors will be directly responsible at all times for their group of students. Sponsors must reside in campus housing for the duration of the Competition week. They must be mature, possess the ability to address students’ needs, and keep charge of their assigned group of students at all times. It is vital to the success of competition that sponsors be consistently engaged in the lives of their assigned group of students; this includes leading devotionals with them each evening. Sponsors are also responsible to conduct room check each evening. In addition, sponsors are expected to help address various issues with all students that arise, such as loitering at curfew/devotional time, maintaining appropriate sound levels in the dormitory, clean-up and horseplay. **Please make your sponsors aware of these responsibilities prior to confirming their willingness to serve at Competition. All sponsors are required to sign Form P.**

## Campus Housing

All schools are assigned to campus housing in one of several dormitories. There are two beds per room, and participants should bring their own linens as well as towels and toiletries.

1. The following items are not permitted in dorm rooms:
  - a. Candles
  - b. Coffee Makers
  - c. Hot Pots
  - d. Foreman Grills
  - e. Popcorn Poppers

- f. Televisions
  - g. VCRs and DVD Players
  - h. Video Game Players
  - i. Christmas or String Lights
2. **Dorm rooms are equipped with microfridge (combination microwave/refrigerator units). The unit must be clean upon check out. Sponsors should guide students on what is microwavable. In the case that a unit is damaged a charge to the student's school will be assessed. The cost to replace a unit is \$350.**
  3. There are also microwaves, limited kitchen facilities and televisions in the common areas of each dormitory.
  4. Schools are encouraged to promote team unity on the floor. Decorations are therefore permitted; however, they may only be affixed to walls with sticky-tack (tape is not permitted). Absolutely no writing is permitted on surfaces, even with dry erase markers.
  5. Damage to campus property becomes the responsibility of the student's school.
  6. Each evening except Friday, the curfew will be 10:30 p.m. At this time each floor has the option to conduct group devotions. Groups from different schools residing on the same floor are encouraged to combine their groups for devotions, which should take approximately 15-20 minutes. Devotions will be included in your Survival Guide, but sponsors leading devotions should take the liberty to tailor the devotional to their particular group. Devotions are a wonderful opportunity to minister to students as they are wrapping up an intense day of competition.
  7. Lights are expected to be out on all floors of the dormitory by 11:30 p.m. at the latest from Sunday through Thursday. On Friday evening, schools may check out and depart after the close of Competition as long as move out is completed by midnight. Please keep in mind that some schools are trying to rest for an early morning departure on Saturday.

### **Discipline Policy**

Each individual associated with the Competition is expected to conduct him or herself in a manner that is consistent with the expectations of his or her school and Christian principles. An individual's conduct should never be an embarrassment to others but should exemplify the best qualities of a mature and respectful Christian. Good manners, courtesy, respect for others and personal integrity in speech and conduct is the expected norm. Thus, individuals should refrain from dishonesty, theft, vandalism, profanity, smoking, gambling and drinking alcoholic beverages of any kind. Sexual promiscuity, including any homosexual activity and the use of illegal drugs will not be tolerated.

Competition promotes the development of good social relations based upon Biblical principles. Students are encouraged to make friends and establish relationships. A climate of appreciation and respect among and between the sexes is expected. Consequently, all students are expected to be disciplined and to adhere to rules of conduct set forth by their school.

In the unfortunate instance that an individual's conduct falls short, school representatives and sponsors are expected to address the situation with expediency and administer discipline to the individual in accordance with their school guidelines. Depending upon the circumstances and severity of the situation, Competition staff may disqualify a student from continued participation in Competition.

Students are expected to behave, dress, act and speak as they would in school or as part of any official school function. Inappropriate behavior, dress, actions and speech negatively impact the individual involved as well as those around him or her. In the competitive atmosphere of the Competition, these negative displays cannot be tolerated. As instances arise in which students are not behaving, dressing, acting or speaking in accordance with the behaviors expected of them, sponsors are to enforce discipline in accordance with their school's guidelines. In the unfortunate event that students continue to behave, dress, act or speak inappropriately, the Competition Discipline Committee will enact a penalty upon the student's school: points will be deducted from a school's total points earned prior to the calculation of any of the major awards. Further, financial penalties in the form of damages may also be assessed.

### **Event and Chapel Dress Code**

When participating in events, students should dress neatly and professionally in professional dress unless the event calls for a uniform or costume. This dress code also applies to services held in the Chapel building.

- a. T-shirts are not appropriate for men or women.
- b. Men should wear collared shirts and dress pants, or suits, sport coats and ties.
- c. Women should wear blouses and skirts no more than 3" above the middle of the knee including the slit, dresses, skirts, or dress pants, suits, etc. Capri pants are appropriate attire.

### **Awards Ceremony Dress Code**

The dress code for the Awards Ceremony will be appropriate professional dress.

- a. For men, this includes suits or sport coats and dress slacks and ties.  
T-shirts are not appropriate.
- b. For women, this means dresses or skirts with blouses or shirts.

Formal gowns are not appropriate for this occasion, nor are low-cut, short, sheer, spaghetti straps, off-the-shoulder straps or strapless styles or any other revealing or immodest clothing. T-shirts or Capri pants are not appropriate for the Awards Ceremony.

### **Free Time and Outdoor Events Dress Code**

The days in Tulsa in May can be quite hot (80°-100°F). When not competing or attending services in the Chapel building, it is entirely appropriate to wear comfortable clothing.

- a. Appropriate attire includes: jeans, shorts or skirts no more than 3" above the knee, sandals and flip flops.
- b. Inappropriate attire includes: tube tops, miniskirts, tank tops with straps less than 1", clothing that reveals midriffs, athletic shorts more than 3" above the middle of the knee and clothing with messages contrary to the spirit of Christian character.
- c. Exotic or faddish styles such as the wearing of external body ornament/piercings or exotic hair colors/styles are not acceptable for males or females. Also, please note that footwear must be worn at all times.

Any questionable attire may be called to the attention of the wearer. If confronted for improper dress code, the wearer is expected to change his or her attire immediately. Failure to do so may result in disciplinary action against the school.

### **Competition Newsletter**

A Competition newsletter will be published and available for all participants. It will include specific information on the week's events as well as helpful reminders concerning what to bring to Competition.

### **Etiquette for Services and Events**

Sponsors are expected to monitor their students' behavior in all services and events. Cell phones must be turned off. Text messaging is not permitted. Portable music players cannot be used. Hats should not be worn (by males or females). Food and drinks are not permitted. Noisemakers and musical instruments are not permitted to be used by spectators when viewing events.

### **EVENT SCORING GUIDELINES**

The judges' scores are recorded by independent staff members not connected with any competing school. These individuals, appointed by ORU, compute the final standings.

Schools will be awarded the following points for placing in the top six places:

1 <sup>st</sup> place	10 points	3 <sup>rd</sup> place	6 points	5 <sup>th</sup> place	2 points
2 <sup>nd</sup> place	8 points	4 <sup>th</sup> place	4 points	6 <sup>th</sup> place	1 point

Placing is awarded at the discretion of the judges. Entry into an event does not guarantee placement.

### **Double Point Events**

Event scoring is doubled when the event requires four or more students.

### **Awards**

On Friday night, to conclude the week's activities, all the students and sponsors meet for an awards ceremony. Trophies, plaques and medals are presented to the top finishers in each event. There are also various overall awards.

### **School Spirit Award**

This award is given to the school that displays the most school spirit as determined by all of the schools participating in Competition. Each school casts a vote for the school which they feel best exemplifies Christian character, sportsmanship and Christ-like conduct during Competition week. Additional criteria used to determine the winning school is participation at team events, attendance at required chapel and worship services, adherence to disciplinary policy and Competition guidelines.

### **Outstanding Achievement Awards**

Outstanding Achievement will be recognized in five event categories, Academics, Art & Photography, Athletics, Music and Dramatic Arts.

### **Team Decathlon Award**

Schools match their 10 best events against each other to determine the winner of this award. To compete in Team Decathlon, a school is required to enter at least 10 events. Events in their exhibition year may not be used. One entry is required in each of the following groups:

Group I	Academics
Group II	Art & Photography
Group III	Athletics
Group IV	Music
Group V	Dramatic Arts

The remaining 5 entries can be from any category or combination of categories of the school's choice (excluding events in their exhibition year). The key is choosing the 10 events that represent the school's best competitors and areas of strength. The school will designate their 10 choices on the Team Decathlon Form (Form K) and **submit it to the Competition office by noon on May 18, 2012.**

**Each school entering the Team Decathlon should choose 2 alternate choices for each 5 groups, noted by A1 and A2 next to the event Form K. In an effort to make the Team Decathlon as competitive as possible any event with fewer than 3 entries will eliminate that event as a valid entry for the Team Decathlon.**

Team Decathlon scoring will be based on the placement of competitors in the chosen events at Competition. Scoring will be as follows:

1 <sup>st</sup> place	10 points	3 <sup>rd</sup> place	6 points	5 <sup>th</sup> place	2 points
2 <sup>nd</sup> place	8 points	4 <sup>th</sup> place	4 points	6 <sup>th</sup> place	1 point

There will be no double points given for team event winners in the final tabulation.

The team accumulating the most points will be declared the winner of this event. Should a tie occur for any of the places (first through sixth), those schools with team finishers will be awarded additional points as designated by the following Tie Breaker Rules.

1. An additional point will be awarded for a school that entered at least two events in each group.
2. If a tie still exists, an additional point will be awarded for team events. If a school entered 6 individual events and 4 team events and placed in those team events, they would receive one point for each person on the team as follows:

Volleyball Team	6 points	Academic Bowl Team	4 points
Basketball Team	5 points	On-site Engineering Team	3 points
Soccer Team	3 points	Yearbook	4 points
Relay Team	4 points	Cross Country Team	3 points
Music Groups	1 point per participant up to 6 maximum	Dramatic Arts	1 point per participant up to 5 maximum

3. Additional tie breakers have been established and are available for review upon request.

The team accumulating the most points will be declared the winner of the Team Decathlon.

### **Grand Champion Awards**

The Grand Champion is the school which has earned the most points as calculated below. The three schools earning the highest points overall throughout the Competition will receive awards.

In order to ensure that the schools receiving Grand Champion Awards are truly well rounded, excelling equally in all events, the scoring for these awards is tabulated differently from the rest of the competition.

The events are divided into six main categories: Academics, Art & Photography, Track & Field, Athletics, Music and Dramatic Arts. Exhibition events are not used in calculating these awards. Each of these categories receives an equal value by using a weighted or normalized system of scoring. This prevents a school from winning the competition simply because they overwhelmed the competition in one or two of the categories. The following formula is used to calculate the scores:

$$\frac{\text{Actual points earned}}{\text{Total points available in a category}^*} \times 100 = \text{weighted score}$$

**SAMPLE:**

<b>School</b>	<b>A</b>	<b>Earned</b>		<b>Available</b>		<b>Weighted</b>
	Academics	108	/	589	=	18.3
	Art & Photography	106	/	682	=	15.5
	Track & Field	52	/	992	=	5.2
	Athletics	70	/	930	=	7.5
	Music	223	/	992	=	22.5
	Dramatic Arts	96	/	465	=	20.6
	Earned Total					655
	Weighted Total					89.6
	Grand Champion placing					1 <sup>st</sup>
<b>School</b>	<b>B</b>	<b>Earned</b>		<b>Available</b>		<b>Weighted</b>
	Academics	23	/	589	=	3.9
	Art & Photography	102	/	682	=	15.0
	Track & Field	266	/	992	=	26.8
	Athletics	78	/	930	=	8.4
	Music	185	/	992	=	18.6
	Dramatic Arts	69	/	465	=	14.8
	Earned Total					723
	Weighted Total					87.5
	Grand Champion placing					2 <sup>nd</sup>

ORU may make scholarships available based on participation level in the Competition.

**ACADEMICS**  
**100-199**

**BIBLE MEMORY – 105**

This event is made up of rounds in which each student quotes a scripture reference and the corresponding verses. **Two consecutive verses** are to be quoted from the same chapter by each student per round. All verses must be quoted verbatim. If the judges determine that the student has incorrectly quoted the scripture, the student is eliminated. Play continues until one student remains.

Competitors may use any of the following Bible versions in Bible memorization: the **King James Version, New King James Version and New International Version**. The student must state the version being quoted in each round.

When reciting, a student is to state the Bible version followed by the book, chapter and numbers of the verses recited. Then, upon receiving a go-ahead from the Bible Memory master, the student is to recite the verses verbatim in a clearly projected voice. Repetition of a word or a phrase or use of the wrong form of a word or words will eliminate a student from the event. Decisions of the judges are final.

Once a scripture has been quoted, it cannot be quoted again by that student, regardless of the version. A student will not be required to remember all references previously used. The judges will keep record of references used and inform the student should he or she begin to use a reference already quoted. The student is then given the opportunity to state another scripture and to quote the scripture verbatim.

Students remain in the contest until they have no more scriptures to quote. The competitor who successfully completes the final round is the winner.

**Guidelines**

1. In the first round, the student should state his or her name and school name.
2. In each round, the student will first state the version of the Bible (KJV, NKJV, NIV) from which he or she will be quoting.
3. Students must enunciate clearly and speak slowly.
4. Students must pronounce each word correctly.
5. A student may ask to start over if only one word has been spoken. In this special case, when the student starts over he or she must begin with the previously spoken word.
6. No stumbles, stutters or “uhmms” are allowed.
7. If the student pauses during the recitation of a verse, he or she must pick up exactly where he or she left off with no words repeated.
8. The student remains in the competition until making an error or running out of scripture verses.

9. When the competition reaches the final two students, they will go until one student misquotes a verse. The remaining student must state his or her verse correctly to win the round. If he or she fails to do this correctly, the other student enters back into the match. However, if the final student does precisely recite the verses to win the round, he or she is given the opportunity to correctly recite one last set of verses to win the event.
10. There may be NO prompting or coaching by audience members. Competitors may be disqualified if a member of the audience coaches or speaks to them during the event.



## **LIGHTNING CHESS-111**

### **Rules and Regulations**

Participants must at least be familiar with the basic rules (moves, castling, capturing, checkmates, draws, etc.).

Lightning chess has a five-minute time limit per player and makes use of a chess clock to regulate the game.

### **Tournament Procedures**

Upon reporting to the chess tournament room students are to check the competition bracket for:

1. Their first round pairing;
2. Whether they will play white or black;
3. Which chess board to use (by number).

Since students playing white have a one-move advantage, the students playing black will determine on which side of the chess board the chess clock will be placed (left or right). Remember: Whatever hand a player uses to move pieces must be the hand he uses to stop his clock.

Students will take a standing position at the appropriate chess board behind the color they are to play. They are to survey the positions of the pieces on the board, satisfying themselves that all pieces are in legal positions before the game starts. The student playing black is to place the clock on either the left or right.

At the signal "be seated" from the tournament director, students are to be seated but are not to touch either the clock or a chess piece.

At the signal "ready" from the tournament director, the student playing black is to place his or her hand over the button above his or her own clock. The student playing white should have his or her hands either in the lap or on the table on either side of the board.

At the signal "begin" from the tournament director, the student playing black will depress the button above his or her own clock, thus starting the time for the student playing white.

Play will then proceed according to standard lightning chess rules.

When a student wishes to declare a win (see The Won Game section on the following page), he or she should raise his or her hand and signal the tournament director, who will check the board and/or the clock to certify the win and register the student for the next round.

### **Duration of the Game**

Each player must make all moves within five minutes on the clock.

### **The Clock**

1. All the clocks must have a special device, usually a "flag," marking the end of the time-control period.
2. Before play begins, the players should inspect the positions of the pieces and the setting of the clock. If they have neglected to do this, no claim shall be accepted after each player has made a first move.
3. Each player must handle the clock with the same hand with which he or she handles pieces.  
Exception: It is permitted to perform the castling move by using both hands.

4. The arbiter should stipulate at the beginning of the tournament the directions the clocks should face, and the player with the black pieces decides on which side of the board he or she will sit.
5. No player is permitted to more or less cover permanently the button of his or her own clock with one finger.
6. During the game the clock must not be picked up by either player.

### **The Won Game**

1. A game is won by the player:
  - a. Who has mated his or her opponent's king.
  - b. Whose opponent declares that he or she resigns.
  - c. Whose opponent completes an illegal move, which includes leaving his or her king in check or moving his or her king into check but only if the player claims the win before touching a piece or capturing the king as valid proof.
  - d. Whose opponent's flag falls first, at any time before the game is otherwise ended.
2. A player must claim a win him or herself by immediately stopping both clocks and notifying the arbiter. To claim a win under Rule 1d, the player's flag must be up and the opponent's flag must be down after the clocks have been stopped. If both flags are down, the game is declared a draw.

### **The Drawn Game**

1. A game is drawn:
  - a. If one of the kings is stalemated.
  - b. By agreement between players during the game, not before or after the game.
  - c. If the flag of one player falls after the flag of the other player has already fallen and a win has not been claimed.
  - d. If a player demonstrates a perpetual check or a forced repetition of position under the conditions of Article 10.5 of the FIDE Laws of Chess.
  - e. If both players have insufficient material for possible checkmate (only king vs. king, king and bishop vs. king, king and knight vs. king, king and bishop vs. king and bishop on diagonals of the same color).
  - f. If one player has insufficient material for a possible checkmate as described above and his or her opponent's flag falls first.
2. The player having the white pieces must notify the arbiter of a drawn game.

### **Miscellaneous**

1. If a player actually displaces one or more pieces, he or she shall replace them on his or her own time. If it is necessary, his or her opponent may start the player's clock without making a move in order to make sure the player replaces displaced pieces on his or her own time.
2. In case of a dispute, either player may stop the clocks while the arbiter is being summoned. All rules and situations are subject to the interpretation of the arbiter, whose decisions are final.
3. Interference by spectators or other participants will result in a new game being played. Interference is any help or the calling to the players' attention any situation on the board.
4. The arbiter shall not handle the clock except in the case of a dispute or when both players ask for it to be done.

5. The touch rule **is not** in effect. A move is complete when the player stops the clock.
6. Illegal moves unnoticed by both players cannot be corrected afterward, nor can they afterward lead to a claim of a won game under The Won Game Rule 1c.

## ESSAY WRITING-115

This event measures students' ability to persuade readers using writing.

### Due Date

In order to allow more time for judging and also viewing during the Competition, Essay Writing, Poetry Writing, and Short Story entries must be mailed in ahead of time! Entries must arrive by overnight carrier no later than **April 16**.

### Topic for the Essay Writing Competition:

#### 1. What is the relationship between religious tolerance and terrorism?

To qualify for the event, competitors must write on the topic listed above and take the position that their point of view is valid. Previous years' essays may not be re-worked or resubmitted. This essay is to be a persuasive paper written in English.

A good, persuasive essay will use facts, arguments, examples and illustrations that allow the reader to be convinced of the truth he is reading. The essay must be no less than 500 words and no more than 700 words, typed, double-spaced on plain white paper. A signed statement by the student's advisor stating that the paper is the original and authentic work of the student must accompany each essay submitted. (See "Statement of Originality" Form) Plagiarism of any kind will automatically disqualify the entry. Only one essay per student is allowed.

### Judging Criteria

1. Mechanics
  - a. Neatness and general appearance of paper: The paper should be typed and double-spaced according to a standard format style (MLA, APA, Turabian, Chicago style). It should be free from wrinkles and creases, and there should be no stray marks on the paper.
  - b. Spelling, grammar, punctuation and proper use of pronouns: The student should follow all rules for spelling, grammar, punctuation and pronoun agreement in his or her essay.
2. Organization
  - a. Statement of thesis: The thesis should be clearly stated in the first paragraph and developed throughout the essay.
  - b. Paragraph structure and development: Paragraph transitions should form bridges to connect one part of the essay with another, one paragraph with the next. The central idea (theme) should be used to make the continuity between paragraphs both essential and natural.
  - c. Introduction and conclusion: The essay should contain an appropriate introduction and conclusion. The introduction should acquaint the reader with the subject matter in a way that makes the subject seem interesting. The conclusion should restate the thesis in more elaborate terms, place it in a wider context, or suggest a further application. It should be the final attempt to persuade the reader of the author's point of view.
3. Standard Documentation

The essay must incorporate two outside sources (books, articles, etc.) in addition to the Bible. All standard citation formats (e.g., MLA, APA, Turabian, and Chicago style) will be accepted.

Student competitors will be asked to indicate the style that they have used on the judging form. As long as the student adheres to this format and has the appropriate number of outside sources, he or she will receive credit for this section.

4. Content
  - a. Logical arguments: The body of the essay should argue objectively, using specific examples, premises and conclusions. Arguments should be valid, and the essay should address opposing arguments fairly and accurately. All should be presented in a persuasive manner.
  - b. Support of the thesis: The essay should be clearly united around the thesis; it should not ramble or deviate from the main topic. The body of the essay should support the conclusion.
5. Style

The essay should be well-written. The content should contain original ideas, and the writing should be engaging, persuasive, and clear.

When submitting the entry by April 16, please include 3 copies. The copies should be stapled. Each copy should have the following items stapled together **in this order**:

1. "Statement of Originality" signed and dated by the advisor (available online).
2. The entry.
3. Judging form with the top portion completed with the student's information including student's name, school name and number.

Please do not submit the essay in any type of folder or cover.

Essays may be "send in" entries.

## POEM WRITING-120

The poetry competition highlights the talents of those skilled in the art of creative written expression.

### Due Date

In order to allow more time for judging and also viewing during the Competition, Essay Writing, Poetry Writing, and Short Story entries must be mailed in ahead of time! Entries must arrive by overnight carrier no later than **April 16**.

### Guidelines

Students must compose and submit in writing an original and authentic poem. The poem must be written in English. Keep in mind the purpose of a poem: why was it written, and what effect does it attempt to achieve? The poem may be a lyric poem, a folk ballad, a literary ballad or a narrative poem, but it must have been started after the end of last year's Competition. The poem must be typed on plain white paper. Only one poem per student is allowed. Judging will be according to the following criteria:

1. Theme
  - a. Appropriate subject: The subject must conform to Christian standards of decency; judges reserve the right to disqualify a poem based on inappropriate content.
  - b. Central idea: The poem should have one central idea, and there should be unity in viewpoint, audience and approach.
2. Use of Poetic Material
  - a. Sincerity of feeling and emotion without explicitness: The poem should convey feeling, sincerity and emotion by image and/or action without explicitness.
  - b. Originality: There should be an original, fresh use of words, and it should avoid triteness.
  - c. Meter and rhythm: The poem should contain regular meter, without jolting variations. It should avoid monotony in regularity. Rhythm should be smooth. Rhyming is not a requirement; if it is used, do not rhyme for the sake of rhyming. Rhyme scheme should flow with the rest of the meter and be carefully chosen.
  - d. Use of poetic devices: Poetic devices (such as imagery, symbolism, metaphor, simile, allusions, irony, personification, apostrophe, synecdoche, hyperbole, alliteration, assonance, onomatopoeia, etc.) should be used within the poem.
3. Mechanics
  - a. Neatness and general appearance: The poem should be typed. The page should be free from wrinkles and creases, and there should be no stray marks on the paper.
  - b. Spelling, grammar and punctuation: The student should follow all rules for spelling, grammar and punctuation in his or her poem.

Note: Poems should be a minimum of eight lines but no more than 30 lines.

When submitting the entry by April 16, please include 3 copies. Each copy should have the following items stapled together **in this order**:

1. "Statement of Originality" signed and dated by the advisor (available online).
2. The entry.
3. Judging form with the top portion completed with the student's information including student's name, school name and number.

## SHORT STORY-125

For authors with the most vivid imaginations, the short story competition challenges students to write a fictional composition of 1,000 to 1,500 words. The story may be based on real experience; it may be purely imaginary; or it may be a fictionalized report of a historical happening. Only one story per student is allowed.

### Due Date

In order to allow more time for judging and also viewing during Competition, Essay Writing, Poetry Writing and Short Story entries must be mailed in ahead of time! Entries must arrive by overnight carrier no later than **April 16**.

### Guidelines

The story will be judged according to the following criteria:

1. The Story
  - a. Theme: The story should have a central theme and should demonstrate its theme with subtlety throughout the story. The subject must conform to Christian standards of decency; judges reserve the right to disqualify an entry based on inappropriate content.
  - b. Setting: The details of setting (place, time) should be woven into the action of the story.
  - c. Characterization: There should be at least one lifelike character.
  - d. Point of View: The point of view (first person, third person, etc.) should remain consistent throughout the story.
2. Construction of Plot
  - a. Plot: There should be a well-planned plot, with incidents that build conflict and lead to a climax.
  - b. Conflict: There should be a main conflict.
  - c. Climax: All incidents should build to a climax that resolves the conflict.
3. Mechanics
  - a. Neatness and general appearance: The short story should be typed. The pages should be free from wrinkles and creases, and there should be no stray marks on them.
  - b. Spelling, grammar, punctuation, appropriate tenses: The student should follow all rules for spelling, grammar and punctuation in his or her short story. Additionally, there should be a consistency of tense (past, present, etc.) throughout the story.

Plagiarism of any kind will automatically disqualify the competitor.

When submitting the entry by April 16, please include 3 copies. Each copy should have the following items stapled together **in this order**:

1. "Statement of Originality" signed and dated by the advisor (available online).
2. The entry.
3. Judging form with the top portion completed with the student's information including student's name, school name and number.

Please do not submit the short story in any type of folder or cover.

Short Stories may be "send in" entries.

## SCIENCE PROJECTS – 130 and 135

Science Projects offer the opportunity to foster discovery by posing questions and postulating responses.

Preparation, execution and display of Science projects must conform to the **INTERNATIONAL SCIENCE AND ENGINEERING FAIR RULES** (ISEF).

Due to possible changes each year in the ISEF rules, it is necessary for your school to order an updated rule book each year. **Rules and project forms may be downloaded from [www.societyforscience.org](http://www.societyforscience.org) (follow links to Intel ISEF).** Books may be ordered from:

Society for Science & the Public  
1719 N. Street, NW  
Washington, DC 20036  
Phone: (202) 785-2255  
FAX: (202) 785-1243

There is a small fee per book and a money order is required - cash and checks are not accepted. Rule books may be photocopied.

Each school may enter an exhibit in each of the following divisions:

### **PHYSICAL (130)** **BIOLOGICAL (including Environmental) (135)**

#### **Rules for Science Projects**

1. The projects may be multiyear projects PROVIDED NEW RESEARCH has been done in the current school year. All previous logbooks, research and abstracts must be included in the written research.
2. The project must be an experiment or a working model that has been tested. No collections will be accepted unless a valid experiment has been done with or on the collection.
3. Students do not need to be present during the judging of the project. A critique time will be announced. Attendance is encouraged but not mandatory.
4. The project should reflect the student(s)' worldview.
5. All students must complete the following project forms (available at [www.societyforscience.org](http://www.societyforscience.org)):  
(1) Checklist for Adult Sponsor/Safety Assessment  
(1A) Research Plan  
(1B) Approval Form **prior to the beginning of experimentation.**

These forms must be sent in with the Registration Forms by **April 2.**

**Exception:** If on form (1A) Research plan (section 8a) you mark any box that says requires prior SRC approval, you must send all necessary forms to the Competition Coordinator for approval before experimentation begins, unless SRC approval has been obtained at a local ISEF sanctioned Fair.

6. In compliance with ISEF guidelines, team projects are allowed. Teams may consist of no more than 3 members. The members of a project team may not be altered for the Competition. Team projects will be judged using the same criteria as individual projects. The name of the school as well as all team members must appear on the project and all required entry forms.



7. Be sure to order your ISEF manual early and check all the rules for science projects.
8. Failure to follow all the guidelines in the Competition Handbook and the ISEF Rule book could lead to disqualification.
9. Projects in Biology should be extra careful to comply with all ISEF rules, extra required forms and special approvals which must be filled out, signed and dated prior to experimentation for projects involving human subjects, vertebrate animals, and animal or human tissue.
10. Students must supply three judging forms complete with names, school and school number.
11. Science projects must be picked up on Friday at the designated time as noted on the competition schedule.
12. Science Projects may be "send in" entries.

## **LAB INVESTIGATION – 137**

Teams consisting of three students will solve a multipart problem requiring both team and individual efforts. After completing on-site laboratory investigations, teams will come to a conclusion regarding their results. Each team will document in a lab report both the investigative process utilized and the logical reasoning/critical thinking required to reach the conclusion that best explains their results.

At the beginning of the competition, each team member will receive a set of materials from the Competition supervisor and an envelope containing an explanation and the instructions for this year's lab investigation. Team members will be assigned and escorted to the appropriate site for completing their portion of the investigation. At the conclusion of their individual lab activities, teams will reassemble to discuss their results, solve the problem presented, and write up the lab report.

### **Judges will consider the following factors in evaluating the team's lab report:**

1. The mathematical and scientific principles utilized in solving the problem.
2. The critical thinking and logic utilized in interpreting the results and arriving at a conclusion.
3. The creativity utilized in interpreting the results and arriving at a conclusion.
4. Additional criteria will be stated in the on-site lab investigation materials.

## **ENGINEERING CHALLENGE-138**

Teams consisting of three students test their engineering prowess and teamwork skills by tackling a challenge presented on-site.

Before the beginning of the competition, each team will receive an identical set of materials from the Competition supervisor and an envelope containing this year's challenge.

At the beginning whistle, the teams will open the envelope and read the purpose or goal of the challenge, the time allotment, and any finishing criteria. The criteria for judging the winners will also be stated in the challenge. For the remaining time of the challenge, each team will use only the materials supplied to design and construct a device or structure that will come closest to the goal of the challenge.

### **The competition will conclude in one of the following ways:**

1. When the allotted time has expired, a concluding whistle will blow and all work must immediately stop. The Competition judges will then rank each team's entry in its ability to meet the goal of the challenge and determine the order of the winners.
2. If the stated goal is to be the quickest at meeting or exceeding the goal or finishing criteria, each team will work on their device or structure until they notify the timing judges they are finished, or a whistle indicating the maximum allotted time has expired, whereupon all further work on their structure or device will stop. The judges will then assess whether each team's work meets or exceeds the goal or finishing criteria. The winning teams will be ranked in order of the least elapsed time to meet or exceed the goal or finishing criteria.

### **Judges may consider the following factors in addition to the stated criteria for the challenge:**

1. Creativity
2. Resourcefulness
3. Innovation
4. The use of mathematical and scientific principles in solving the challenge

Criteria for judging will be included in the project packet.

A sample challenge is on the Competition Web site.

## SPELLING CHALLENGE-140

1. One competitor will represent each school entering the event.
2. Each school should conduct a preliminary competition to select its school champion. This should be conducted in writing, orally or both. Please note, however, the Spelling Challenge is an oral spelling bee only.
3. The words used by the Spelling Challenge Director will come from the current edition of Spell It! produced by Scripps Howard. The actual word list is available online free of charge at [www.myspellit.com](http://www.myspellit.com). In the event that the competition exceeds 20 rounds, words may be selected from alternate sources.
4. Contestants must spell in order in each round. After the pronouncer gives a contestant a word, the contestant is encouraged to pronounce the word before spelling it. However, no contestant will be eliminated for failing to pronounce a word.
5. The contestant may ask that a word be repronounced, defined or used in a sentence. The pronouncer shall grant all such requests until the judges agree that the word has been made reasonably clear to the student. The judges may disqualify any contestant who ignores a request to start spelling. Words shall be pronounced according to diacritical markings in Webster's Third New International Dictionary.
6. Having started to spell a word, a contestant may stop and start over, retracing the spelling from the beginning. But, in retracing, there can be no change of letter and/or their sequence from those first pronounced.
7. If a word has one or more homonyms, the pronouncer will indicate which of them is to be spelled. If the listed word is not properly identified (either by defining it or by explaining the homonym) any correct spelling of any homonym will be accepted.
8. The spelling challenge shall be conducted in rounds until only two spellers remain in the contest. At that time, Speller A will be given a word (example: "dog"). If Speller A spells "dog" correctly, then Speller B will be given a new word. However, if Speller A misspells "dog," then Speller B will be given the opportunity to spell "dog." If Speller B spells "dog" correctly, then Speller B will be given the next word on the pronouncer's list (example: "cat"). If Speller B spells "cat" correctly, then Speller B will be declared the champion. However, if Speller B misspells "cat," then Speller A will be given the opportunity to spell "cat" correctly. If Speller A spells "cat" correctly, then he or she will be given the next word on the pronouncer's list. If Speller A spells the next word on the pronouncer's list correctly, then Speller A will be declared the champion. This process will continue until one of the spellers has spelled two consecutive words correctly.
9. Upon missing the spelling of a word, a student immediately drops out of the contest, except as provided in Rules 8 and 10. However, spellers should not leave the room until the match is over.
10. If none of the competitors remaining in the event at the start of a round spell a word correctly during the round, all shall remain in the competition. (Refer to Rule 8 when only two spellers remain in the contest).

11. Any question relating to the spelling of a word should be referred to the designated official immediately. A grievance must be lodged before the contestant affected would have received his or her next word had he or she remained in the contest. No grievance will be entertained after that word has been given to another speller. Any vocal disruption from the audience will disqualify that school's entry.
12. Judges are in complete control of the spelling challenge and decisions are final.
13. Only 1<sup>st</sup>-3<sup>rd</sup> places will be awarded in this event.

## MATHEMATICS CHALLENGE-141

This competition measures knowledge within a specific discipline area of mathematics.

This competition will be composed of a written test. The test will contain more questions than can be answered within the time limits allowed. Those students who make the six highest scores will be declared the winners.

### Subject for Math Challenge

The test will cover the subject of the **geometric concepts**. The test consists of 50 questions and 5 tie-breakers.

### Guidelines

1. It is recommended that students arrive at the test early. All competitors must be at the designated test site at least five minutes prior to the stated time to begin to receive instructions and be prepared to begin the exam on time. Because of the nature of the exam, all competitors take the exam together. Students should bring three pencils to the test. No calculators or other types of assistance may be used.
2. There will be a brief time for any questions or clarifications. Testing time will be one hour. Once the test begins, a student may not leave his or her seat or use any type of electronic or mechanical assistance in working the problems. The student must show all of his work on the test booklet. When finished with the exam, students should silently turn in their test and answer sheet/booklet to the event proctor.
3. Five special tiebreaker questions will be included as a part of the test. These questions will be scored only if there is a tie which must be broken. The tiebreaker questions will be hand scored and partial credit will be given. The other questions will be multiple choice type questions. If the tiebreaker questions fail to break the tie, the tie will be broken based upon the shortest time of completion for the original challenge.

## GEOGRAPHY CHALLENGE-142

This competition measures the knowledge of students in the various disciplines of geography.

The competition will be of a written nature, comprised of questions from all areas of study relating to geography. The test will contain more questions than can be answered within the time limit allowed. Those students making the six highest scores will be the winners.

### Subject for Geography Challenge

The test will cover **the Continent of Africa**. Questions will focus on the following areas and shall be in mixed order on the test:

1. Map skills
2. People and customs
3. Weather and climate
4. Natural resources
5. Geographic regions and facts concerning them
6. Locations associated with Biblical events

Questions may come from any one area for a total of 100 questions.

### Guidelines

1. It is recommended that students arrive at the test early. All competitors must be at the designated test site at least five minutes prior to the stated time to begin to receive instructions and be prepared to begin the exam on time. Because of the nature of the exam, all competitors take the exam together. Students should bring three pencils to the test.
2. There will be a brief time at the beginning for questions or clarifications relating to testing procedures. Once the test begins, students must remain in their seats until they have completed the exam, at which time they should silently turn in their test and answer sheet/card to the event proctor.
3. Testing time will be 45 minutes.
4. Several tiebreaker questions will be added at the end of the regular test questions. These special questions will require handwritten answers and may only be worked in the final five minutes of the testing period. The regular test questions will be machine scored multiple choice type questions. Study Helps: <http://www.nationalgeographic.com/geographybee/index.html>

## BIBLE CHALLENGE-143

The competition will be of a written nature, comprised of questions about books of the Bible. This will be a timed test. Those students making the six highest scores will be the winners.

### Bible Books for challenge

The test will be over **Hebrews and 1 and 2 Peter**. The test will cover the following areas in mixed order on the test:

1. Content
2. Background material
3. Characters of the book(s)
4. The author, time, place, etc. of the book(s)
5. Verse completion

The number of questions on the Bible Challenge test will be 100.

### Guidelines

1. It is recommended that students arrive at the test early. All competitors must be at the designated test site at least five minutes prior to the stated time to begin to receive instructions and be prepared to begin the exam on time. Because of the nature of the exam, all competitors take the exam together. There will be more questions than can be answered in the time period allotted. Students should bring three pencils to the test. No assistance of any kind may be used.
2. There will be a brief time at the beginning for questions or clarifications relating to testing procedures. Once the test begins, students must remain in their seats until they have completed the exam, at which time they should silently turn in their test and answer sheet/card to the event proctor.
3. Testing time will be 45 minutes.
4. Several tiebreaker questions will be added at the end of the regular test questions. These questions will require handwritten answers and may only be worked on during the final five minutes of the testing period. The regular test questions will be machine scored multiple choice type questions.



## LITERATURE CHALLENGE-144

The Literature Challenge tests the student's knowledge of the literature of a certain period, author or genre.

### Subject for Literature Challenge

This year's challenge will cover **Shakespeare**.

The test may cover the following areas (in mixed order):

1. Names of authors and names of works
2. The lives of the authors
3. Biblical and/or literary allusions within the works
4. Definition and identification literary work or a character from a specific description
5. Identification of direct quotes, giving the author, work or character
6. Identification of literary style

### Guidelines

1. There will be a total of 100 questions with additional tiebreaker questions. The non-tiebreaker test questions may be multiple choice, matching or true/false. Those students making the six highest scores will be the winners.
2. It is recommended that students arrive to the test site early. All competitors must be at the designated test site at least five minutes prior to the stated time to begin in order to receive instructions and be prepared to begin the exam on time. Because of the nature of the exam, all competitors take the exam together. There will be more questions than can be answered in the time period allotted. Students are encouraged to use their skills to skim the test for questions about which they have knowledge. Students should bring three #2 pencils and at least one good eraser to the test. No assistance of any kind may be used.
3. There will be a brief time at the beginning for questions or clarifications relating to testing procedures. Once the test begins, students must remain in their seats until they have completed the exam, at which time they should silently turn in their test and answer sheet/card to the event proctor.
4. Testing time will be 45 minutes.
5. A brief set of tie-breaker questions will be offered at the end of the regular test. These questions will only be scored in the event of a tie in the top six places. However, all competitors should attempt to work the tie-breaker questions within the 45-minute test time.

## GOVERNMENT CHALLENGE-145

This competition is designed to measure the knowledge of students in the various areas of the U.S. Government. This year's Challenge will focus **on 1607 to present.**

The challenge will be of a written nature and contain more questions than can be answered within the time limit allowed.

There will be a total of 100 questions with additional tiebreaker questions. The questions will all be multiple choice.

### Guidelines

1. It is recommended that students arrive at the test early. All competitors must be at the designated test site at least five minutes prior to the stated time to begin to receive instructions and be prepared to begin the exam on time. Because of the nature of the exam, all competitors take the exam together. There will be more questions than can be answered in the time allotted. Students should bring three pencils to the test. No assistance of any kind may be used.
2. There will be a brief time at the beginning for questions or clarifications relating to testing procedures. Once the test begins, students must remain in their seats until they have completed the exam, at which time they should silently turn in their test and answer sheet/card to the event proctor.
3. A brief set of tiebreaker questions will be offered at the end of the regular test. These questions will only be scored in the event of a tie. However, all competitors should work the tiebreaker questions within the 45 minute test time.

## YEARBOOK-146

Showcase your school's yearbook through the yearbook competition, in which schools enter their most recently published yearbook. Electronic versions will not be accepted.

The yearbook must be the product of the student staff and not that of the adult advisers. There must be a minimum of four students working on the yearbook. Yearbook is a double-point event. Three judging forms must be submitted with each entry.

**DUE DATE:** Due to the time needed for judges to adequately review each book, yearbook entries must be submitted by **April 16**.

### SUGGESTED GUIDELINES

A school's yearbook should present an accurate historical record of the happenings at the school during the year and foster memories classmates will cherish. The yearbook staff should strive to use words and pictures to tell the story unique to that school.

1. **Theme:** The theme should be clear to the reader and developed throughout the yearbook through the use of photos, copy and graphic illustrations.
2. **Content**
  - a. **Cover:** The cover should be attractive, appropriate for and indicate the yearbook's theme. It should also include the school name, volume and year on the spine. The cover should be made of a durable material to last throughout the years.
  - b. **Opening:** Title page should contain the school's name and full address, enrollment, theme, year and volume. A table of contents should also be included. Opening pages should develop the theme and draw the reader further into the yearbook. The opening layout and design should match or mirror the closing spread.
  - c. **Division pages:** Layout and design should relate to the theme, be interesting and consistent in layout, graphics and copy.
  - d. **Academic section:** Divisions should show clear and consistent copy. Candid photography, artwork and graphics should be incorporated. Layout and design of this section should be consistent and rotate.
  - e. **Clubs and Organizations section:** The yearbook should include a good representation as well as supportive copy of the school's clubs and organizations. Layout and design of this section should be consistent and rotate.
3. **People section:** Students, faculty, staff, administration and the school board should appear on these pages with their name listed near their photo and their classification clearly identified. Layout and design of this section should be consistent and rotate.
4. **Sports section:** Action shots should be the main element on these pages. Copy should report the facts and remain objective. Leave opinion out (Example: The Tigers rule!). Include a scoreboard for each event. Layout and design of this section should be consistent and rotate.

5. **Student Life section:** Action shots should be the main element on these pages. Do not use posed shots where students are looking into the camera. Instead, capture the action of the event showing students involved in the activity. Copy should reflect the event. Use color and paint a word picture when writing the lead. Layout and design of this section should be consistent and rotate.
6. **Closing:** The yearbook should include a continuous index. The closing spread should match or mirror the layout and design of the opening spread. Reiteration of the theme should be found throughout the closing pages.

### Printing

Print should be crisp and clean in appearance. Colors should be vivid and true. Facing pages should line up appropriately and page elements such as photos and graphics should be mounted meticulously.

### Paper

Paper should be appropriate in regards to weight, color and stock.

### Layout and Type

1. Layout should be attractive and appealing. Arrangement of photos, text, color and white space should be balanced throughout the yearbook. White space should appear on the external margins of the layout and not “trapped” inside the spread. Layouts should appear as a two-page joining spread and not as single pages. Division spreads should have an identical design. Section spreads should have an identical design but rotate. The opening and closing spread layout should match or mirror.
2. Do not use clip art. This is a dated approach to artwork. Instead design graphics through publication techniques such as drop initial letters, rule lines, boxed infographics or lift quotes.
3. Copy style should be consistent in font and size selection and appear in an easy-to-read font. For example, all text should be in 12 pt. font, all pull quotes in 20 pt. font and all headlines in 36 pt. font. Bold type face should not be used except in headlines, subheadings, lead-ins or folios.

### Photography

1. All photos should be properly identified with one caption for every photo. Captions should be placed directly next to the photo it identifies. Student life photos should reflect school spirit. There should be a balance between types of photography (i.e., action, still, buildings, etc.) as well as areas covered (i.e., sports, news, entertainment, special events, etc.).
2. Photos should be properly composed using the rule of thirds. The rule of thirds utilizes imaginary lines dividing the image into thirds both horizontally and vertically. Elements should be placed where these lines intersect. If intersections aren’t used, then elements should be arranged into areas occupying a third of the space, such as the lower third of the space or a third of the way in from a side. No faces should appear in the gutter. No posed shots with subjects looking into the camera, but instead use only candid or action shots. All photos should be crisp, not muddy or blurred.

### Copy

1. Copy should cover a broad spectrum of school interests and activities and be written in an interesting and lively manner. Headlines should tie in with page content. Report the facts and leave opinion out (Example: The Eagles are the best!). Write all stories in third person and past tense. There should be two student quotes for each story, no teacher/administration quotes. The yearbook is for the students; let them talk.

2. Use the story structure: lead, supporting paragraph, transition, quote, transition, quote, close with each a separate paragraph.
3. Quotes should follow this structure: “quote”, title first name, last name said. Example: “The computer graphics class provides students with a great opportunity to develop their skill and stretch the limits of their talent,” senior Joe Jones said.

### **Captions**

Captions should follow a three sentence structure. The lead in should be a two or three word phrase titling the caption. The lead in should appear in bold type face. The first sentence should be in present tense, the second in past tense and the third following this structure: “quote”, title first name, last name said.

### **SAMPLE:**

#### **Twist and Shout**

With flexibility being a requirement, students complete in a jumbo-sized game of Twister. The game was part of the Back-to-School Picnic hosted by the Student Association. “It had been since I was a kid when I last played the game. I had forgotten how much fun it was,” freshman Joe Smith said.

## ACADEMIC BOWL-150

The Academic Bowl is an exciting match of wits challenging team aptitude and adeptness in answering questions related to a broad range of academic subjects: history, literature, mathematics, science, current events and the arts. The event is fast paced and requires extensive knowledge in many academic areas. Questions are usually specific and thorough, requiring broad subject area studies in the academic disciplines with high levels of achievement in those areas. Team members should have completed extensive reading in a broad range of categories. Quick and accurate recall of information is necessary. This is a highly competitive event and the team that has qualified academic students who practice extensively will also have a better opportunity for advancement in the Academic Bowl.

Students must wear appropriate dress clothes for this event or a standardized team uniform emphasizing school colors.

The Academic Bowl event will use official tournament questions purchased from:

Questions Unlimited, Inc.  
P.O. Box 14798  
Columbus, Ohio 43214  
1-800-868-1518  
FAX: (614) 846-1755  
<http://www.qunlimited.com/trn.html>

Official Tournament Practice Questions for teams planning to compete in the Competition's Academic Bowl may be purchased from Questions Unlimited either by phone, fax, or online.

If you are preparing your team to compete in the Academic Bowl, buy practice questions. Practice questions are not secure. They are sold, in sequence, to schools all over the country. Questions Unlimited cannot tell you which schools in your area have bought their questions.

### ABOUT QUESTIONS UNLIMITED

There are more than a thousand high school academic competitions across the country, and most of them use Questions Unlimited. This organization has helped start hundreds of quiz programs, and many others have adopted the Questions Unlimited questions for their official competitions. In business since 1978, they are America's largest supplier of official tournament questions and answers for academic competition. Tournament questions are guaranteed accurate and secure. Questions Unlimited questions have been thoroughly researched and tested in televised academic competitions. Because Questions Unlimited keeps detailed records on their customers, you can be sure that you won't receive the same questions as another tournament in your area. Of course, you'll receive different questions each time you order.

### FUNCTIONS/ROLES IN THE ACADEMIC BOWL

1. **Academic Bowl Administrator:** trains and supervises Quizmaster, Timers and Scorekeepers.
2. **Quizmaster:** reads the questions and accepts or rejects answers with a "yes" or "no."
  - a. Obtains the proper training and practice.
  - b. Attends a rules meeting each year.
  - c. Verbally accept or reject answers with a "yes" or "no."
  - d. Arrives at the tournament site prior to competition to preview the questions.  
Make corrections or clarifications to the questions, if needed. (NOTE: The final preview of the questions is the last filter in the proofreading series. The officials **MUST** preview all questions carefully and make corrections. If officials know the question/answer is incorrect or another

answer would also be acceptable, they must not allow it to go into competition without making the correction or addition.)

- e. Follows game rules and procedure in conducting the round.
  - f. Reads carefully and efficiently.
  - g. Maintains a professional atmosphere in the Competition room.
3. **Scorekeeper:** keeps score for the entire round and maintains proper documentation. Scorekeepers are provided by the Competition. The Scorekeeper/Timer will:
- a. Obtain proper training and practice.
  - b. Report to the Competition room **fifteen** minutes before the competition is scheduled to begin. (If the equipment needs to be set up, report to the room thirty minutes early.)
  - c. List team members on the score sheet by both the first and last names.
  - d. Keep an accurate record of the score using an official score sheet.
  - e. Be familiar with the official score sheet prior to the competition.
4. **Team:** A team is made up of one captain and team members.
- a. No more than 4 players and no less than 3 players are engaged in competition at the same time.
5. **Team Captain:** serves as the spokesperson for the team.
- a. The captain must be designated prior to the beginning of the round.
  - b. A new captain must be assigned at half-time if the captain has been removed through substitution.
  - c. He or she, with the help and consultation of his or her team members, must choose from the presented categories in a sixty-second round.
  - d. The captain is the only person from whom an answer is accepted during a sixty-second round.
  - e. The captain (or coach) is the spokesperson for the team in the event of a protest.
6. **Team Coach:** sponsors the team.  
During the match, only one coach from each team will be allowed to meet with the Quizmaster.
7. **Timekeeper:** Keeps accurate time of each question as described in the rules and will do so for the entirety of the round. The Competition will provide a Timekeeper for each match.
- a. Obtains the proper training and practice.
  - b. Reports to the Competition room **fifteen** minutes before the competition is scheduled to begin. (If the equipment needs to be set up, report to the room thirty minutes early.)
  - c. Uses a timing device such as a stopwatch or an electronic clock/timer.
  - d. Is familiar with the chosen timing device.
  - e. Is consistent in the starting and stopping of time.
8. **Officials:** Conducts the round for the student.  
Quizmasters, scorekeepers and timekeepers are also known as Academic Bowl Officials.

## DEFINITION OF TERMS

- 1. **Lock Out System:** An electronic system used in academic competition that allows each contestant to control his or her indication of intent to respond.
  - a. The system should lock-out all other responses once an initial response is indicated.
  - b. Release of the lock is controlled by the Quizmaster or Timer.
- 2. **Quarter:** There are four quarters per round.

- a. Quarters one and three will have twenty toss-up questions per quarter.
  - b. Quarters two and four will consist of sixty-second round questions.
3. **Round:** A competition between two teams consisting of four quarters of play.
4. **Sixty-Second Question:** A series of ten related questions to be answered through conferring with other team members in sixty seconds. The relationship may be as specific as “math historian” or as broad as “history.”
5. **Toss-up Question:** A toss-up question is a question/answer set given in groups of twenty per quarter in quarters one and three of the academic competition round.
- a. The answering of one question is not related to the opportunity to answer other questions.
  - b. Each question/answer set is a separate entity.

### PRE-GAME PREPARATIONS

- 1. Prior to the beginning of the match, the team should:
  - a. Present team roster, **including alternates**, to the Quizmaster.
  - b. Place name tags in front of positions (The Competition will provide blank name tags to be filled out by the coach).
- 2. Prior to the beginning of the match, the Quizmaster will:
  - a. Preview and edit all questions.
  - b. Check the room to be certain all needed materials are present:
    - 1. Pencils for each team member plus extras
    - 2. Fresh paper for each team member
    - 3. Score Sheets
    - 4. Cardstock for name plates
    - 5. Sharpie marker(s)
  - c. Ask each team to designate the team captain.
  - d. Check to be certain all needed personnel are present:
    - 1. Scorekeeper
    - 2. Timer
    - 3. Teams and coaches

Prior to the beginning of the match, the Scorekeeper will list team members on the score sheet and the Timer will be present with the timing equipment.

### GAME PROCEDURES

- 1. There are two types of questions in each match:
  - a. Toss-up questions—twenty questions worth ten points each per quarter in quarters one and three.
  - b. Sixty-second questions—ten related questions worth ten points each answered in sixty seconds or less.
- 2. Points are awarded for correct answers to questions asked by the Quizmaster.
- 3. Points are not subtracted for incorrect answers.
- 4. There are twenty toss-up questions in the First Quarter.
  - a. Toss-up questions are worth ten points each and will be drawn from a variety of subjects.



- b. After the Quizmaster has read the question, the students will have ten seconds in which to activate their buzzer.
- c. The student must answer the toss-up question without conferring with other team members.
- d. Written notes passed to or read by someone other than the author of the note constitute consultation and will not be allowed during toss-up questions.
- e. Use of hand signals to transfer answers will not be allowed.
- f. The player first signaling readiness must wait to be recognized by the Quizmaster as the eligible respondent before giving his or her answer.
- g. Answering before being recognized is the same as a wrong answer and the opposing team will be given the opportunity to answer the question.
- h. The Quizmaster will recognize a player by announcing the name of the player.
- i. Once a team member is recognized, the answer must begin immediately. The Quizmaster will allow for a natural pause, but will not allow for stalling.
- j. Each Quizmaster's interpretation of a natural pause will vary slightly; however, it is normally a fairly quick four count: "1, 2, 3, 4." The Quizmaster will demonstrate this at the start of the match.
- k. If the Quizmaster determines a time longer than a natural pause has elapsed and the player gives an answer after that time has been called, the answer will not count.
- l. It is not necessary for players to wait until a toss-up question has been read in its entirety by the Quizmaster to signal their readiness to answer the question. However, the Quizmaster will stop reading immediately when a student signal is received.
- m. If the Quizmaster is interrupted while reading a question and the recognized player gives an incorrect response or does not answer within the brief pause allowed by the Quizmaster, the Quizmaster will read the question in its entirety for the opposing team and the ten second allotment will then be given.
- n. If the recognized player gives an incorrect answer or does not answer within the brief pause allowed by the Quizmaster, and if the ten second time allotment has been depleted, the Quizmaster will refer the question to the opposing team and they will be given a five second allotment to buzz in.
- o. If the first team answers incorrectly, the opposing team has the opportunity to signal and to answer the question.
  - 1. If a question has been activated, even though the allotted time has expired, the opposing team will have the opportunity to answer the missed question.
  - 2. The opposing team will have five seconds or a four count from the Quizmaster, whichever is longer.
- p. After the question has been completed, the ten seconds will be given for response time. If neither team has answered in that ten-second time or if both teams answer incorrectly, the Quizmaster will read the correct answer and go on to the next question. Neither team will receive the points for the unanswered questions.
- q. Once the question has been completed, the ten-second clock will not stop. All computations are to be done in this ten-second period. If after a pause, a team member requests a question to be repeated the Quizmaster will repeat the question; however, the ten second clock will keep running. If the request for the question to be repeated was made immediately after the question was first read, the clock will not start until the question has been repeated.
- r. In the event a team buzzes in at the same time the clock expires, the team will be allowed to respond. If the response is incorrect, the other team WILL be allowed an opportunity to respond. Five seconds will be given on the referred question. The opposing team must buzz in and be recognized before an answer is given.
- s. After both teams have had an opportunity to answer the question, the Quizmaster will give the correct answer.
- t. If the Quizmaster inadvertently gives an answer to a toss-up question or a procedural

irregularity occurs while the question is still active for both teams, the Quizmaster will substitute another question in its place.

- u. If the Quizmaster inadvertently gives the answer to a toss-up question while the question is active to one team only, the Quizmaster will substitute, in its place, another toss-up question for that team only. The responding team will receive a full 10 seconds to buzz in and begin their response.
- v. The Quizmaster and Scorekeeper will check the score.
- w. If irregularities are found, the Scorekeeper's score will stand as the correct score.
- x. The Quizmaster will announce the score for the First Quarter of play.
- y. The Quizmaster will say, "Are there any questions?" Coaches may confer with their team members at this time and coaches or team captains may lodge protests at this point in the competition.
- z. The Quizmaster assigned to that round will resolve all protests. All decisions by the Quizmaster are final and cannot be appealed.
- aa. If the score is tied at the end of the first quarter, a tiebreaker toss-up question will be asked. The team answering correctly will be awarded ten points.

5. The Second Quarter consists of sixty-second questions:

- a. Once the Quizmaster begins the selection process, protests concerning the toss-up quarter will not be allowed.
- b. Each question in the sixty-second round will be worth ten points.
- c. The team that is ahead at the end of the first quarter will, after hearing the sixty-second categories, receive ten seconds to decide to play or defer. After the decision has been made, the Quizmaster will again state the categories, and the team who is in active play will have ten seconds to decide upon the category. At the end of the ten seconds, the team captain must relay their decision to the Quizmaster.
- d. After the team has been informed of the three categories available for the sixty-second quarter, they will have ten seconds in which to make their selection. The Quizmaster will say: "Team (school name) will have first selection of the sixty-second questions. The selections are 1. \_\_\_\_, 2. \_\_\_\_, 3. \_\_\_\_\_. You will have ten seconds to announce your decision." At the end of ten seconds the Quizmaster will say, "Team (school name) what is your selection?"
- e. The team will select one of the three presented categories. The team captain must give the selection. First response to the officials will be the selected category.
- f. If the team does not make its selection within the ten seconds allotted, the opposing team will be allowed the first choice option. The team that plays first in the second quarter will play last in the fourth quarter regardless of the score at the end of the third quarter.
- g. Consultation among team members is allowed in the sixty-second quarters. Team members may have to move in order to be closer to the team captain.
- h. The team captain must give all answers. A team can designate another team member to give answers in place of the team captain.
- i. The captain need not wait to be recognized before responding.
- j. The team captain may respond before the Quizmaster has completed a question.
- k. The team responding to a category of questions is playing against the sixty-second clock. The clock will begin after the Quizmaster has read the first question in the category. All reading and response will end as the sixty-second buzzer sounds.
- l. Once the clock has started, the Quizmaster will give the team an infinite period of time to answer each question (that is, until the buzzer indicates the sixty seconds have elapsed).
- m. If a team does not know the answer, the captain must say "pass" before the Quizmaster will begin the next question.
- n. Once a team has passed on a question, it cannot return to answer even though time remains at the end of the sixty-second quarter.

- o. The Quizmaster will say “yes” for a correct response and “no” for an incorrect response at the end of each response. (Quizmaster, Do not say “correct/incorrect.” Say “yes/no.”)
  - p. Once the sixty seconds have been completed, the Quizmaster will announce how many points were awarded and will give the answers to the questions that were either answered incorrectly or skipped.
  - q. After the first team has finished with the sixty-second questions, the other team will then be given ten seconds to choose from two remaining categories.
  - r. If the team does not choose from the two remaining categories within the allotted time, the opposing team will choose the opposing category for them.
  - s. In both instances, for the first and second selection, the Quizmaster will call for the selection and the team captain must give an immediate answer.
  - t. All rules applying to the first portion of the sixty-second round will apply during the second portion also.
  - u. If the Quizmaster inadvertently gives an answer to a question in a sixty-second round without giving a team a chance to respond, six seconds will be added by the Timekeeper to the end of the original sixty seconds and a substitute question will be added in order to make a total of ten questions available in that category.
  - v. Because the sixty-second rounds are timed, an electrical buzzer or stopwatch will end the Quizmaster’s reading of each category and the team’s response to the question.
  - w. The team not answering the sixty-second questions should remain silent while their competitors answer.
  - x. After both teams have finished their sixty-second questions, the Quizmaster and Scorekeeper will check the score.
  - y. The Quizmaster will announce the score. The Quizmaster has the option to announce the score as “in the lead is team \_\_\_\_\_” if there is a large variation on the score.
  - z. The Quizmaster will say, “Are there any questions?” Coaches may confer with their team members at this time. The coaches or team captains must lodge protests concerning the sixty-second round at this point. The Quizmaster assigned at that round will resolve all protests. All decisions by the Quizmaster are final and cannot be appealed.
  - aa. The Quizmaster will declare the first half of the game completed.
  - bb. Substitutions may be made during half-time.
  - cc. If a substitute has taken the place of the team captain, a new team captain must be assigned.
  - dd. All substitutes must check in with the Scorekeeper.
6. The Third Quarter of play is a duplicate of the First Quarter except there is no tie. In the event of a tie at the end of the Third Quarter of play, tie-breaker questions will not be asked, because the team that chooses second in the Second Quarter will automatically choose first in the Fourth Quarter.
7. The Fourth Quarter of play is a duplicate of the Second Quarter.
8. Conclusion of the game
- a. If the score is tied at the end of the game, substitutions will not be allowed at the beginning of the sudden death round. Ten points will be awarded for a correct answer. **\*Note:** During the sudden death round the first correct toss-up question wins the match.
  - b. The declaration at the end of the game and the announcement of the winner will be the responsibility of the Quizmaster. NO protests will be allowed once the game has been declared.

## GAME RULES

1. A team which arrives more than ten minutes after the scheduled start of its match will forfeit the match. The Quizmaster will declare the team which is present the winner.

2. Team coaches are responsible for the behavior and dress of their students. Students are encouraged to dress in their school colors, attire that designates their school, or appropriate dress clothes.
3. Coaches and substitute players must sit at least two rows behind the students so no eye contact can be made with their team.
4. The use of calculators, computers, laptop computers, calculator watches, cell phones, PDA's and audio or video recorders of any kind will NOT be allowed. The use of special equipment must be approved by ORU prior to tournament play.
5. The first response given is the one that counts. Once a player begins an answer which requires spelling, the answer must be completed without repetition. The Quizmaster shall not interrupt incorrect spelling, either in toss-up or sixty second rounds, until the spelling of the word has been completed. Also, capitalization does not need to be specified.
6. If the student responding to the question gives more information than is needed to answer the question, the additional information must be correct. This situation is likely to occur when a player has interrupted the reading of the question in order to answer quickly. The Quizmaster will be the final arbitrator on the acceptability of the answer.
7. Only the Quizmaster or other officials will have access to reference books, laptop computers, or any other source of information during the competition. Coaches will NOT be allowed to present reference books, laptop computers, or any other source of information during a protest.
8. Any videotaping and/or tape recording of the competition or the operation of any computer device during the competition is prohibited.
9. Use of flash cameras during competition is prohibited.
10. Cell Phones and/or pagers must be turned off during competition.

## **SPORTSMANSHIP**

1. Good sportsmanship is required.
2. Use of vulgar language, temper tantrums, and other unsportsmanlike behavior will be considered grounds for removal from the game.
3. Students exhibiting unsportsmanlike behavior may be removed from the game with or without prior warning.
  - a. No mid-game substitutions will be allowed if a student had been removed for unsportsmanlike behavior.
  - b. Teams will continue to play with the remaining three players until normal substitution time.
  - c. The player that has been removed from the game may not re-enter the round of which he or she was removed and must sit out the following rounds.
4. Coaches who exhibit unsportsmanlike behavior may be removed from the room with or without warning. The coach that has been removed from the Competition room may not re-enter the room during the round from which he or she was removed or coach the team during the remaining competition rounds for the rest of the tournament.
5. The school will be held responsible for the actions and behaviors of the students and coaches

representing their school. Misbehavior, vandalism and unsportsmanlike behavior will not be tolerated.

6. At the discretion of the game officials, a spectator may be removed.
7. Further violations of the above rules will result in the team's forfeiture of the remaining rounds of the tournament.
8. One of the calculated risks that coaches must accept is that he or she, his or her players, or officials may make mistakes during the course of the game or contest. The Academic Bowl Administrator has established a policy of not honoring a protest based upon a rule situation or a situation that involves judgment on the part of the game officials.
9. Violation of any game rule can be construed as unsportsmanlike conduct and may result in the coach, player, or spectator being removed from the room for the remainder of the game.

### **RESPONSIBILITIES**

1. The Competition will provide:
  - a. All questions
  - b. The tournament draw for competition

The Academic Bowl Chairperson shall be the final authority for all decisions.

Team: \_\_\_\_\_ Rm: \_\_\_\_\_

**1st Quarter**

	1	2	3	4	5	6	7	8	9	10
TB	11	12	13	14	15	16	17	18	19	20

	1	2	3	4	5	6	7	8	9	10
TB	11	12	13	14	15	16	17	18	19	20

	1	2	3	4	5	6	7	8	9	10
TB	11	12	13	14	15	16	17	18	19	20

	1	2	3	4	5	6	7	8	9	10
TB	11	12	13	14	15	16	17	18	19	20

**2nd Quarter; Play / Defer**

Sixty Second Qtr.	1	2	3	4	5	6	7	8	9	10
-------------------	---	---	---	---	---	---	---	---	---	----

Score at end of First Half: \_\_\_\_\_

**3rd Quarter**

	21	22	23	24	25	26	27	28	29	30
SD	31	32	33	34	35	36	37	38	39	40

	21	22	23	24	25	26	27	28	29	30
SD	31	32	33	34	35	36	37	38	39	40

	21	22	23	24	25	26	27	28	29	30
SD	31	32	33	34	35	36	37	38	39	40

	21	22	23	24	25	26	27	28	29	30
SD	31	32	33	34	35	36	37	38	39	40

Substitute	SD
------------	----

3rd Quarter Score: \_\_\_\_\_

Score at end of 3rd Quarter: \_\_\_\_\_

**4th Quarter**

Sixty Second Qtr.	1	2	3	4	5	6	7	8	9	10
-------------------	---	---	---	---	---	---	---	---	---	----

GAME TOTAL (Include Sudden Death)  

Scorekeeper: \_\_\_\_\_ Date: \_\_\_\_\_

Team: \_\_\_\_\_ Round: \_\_\_\_\_

**1st Quarter**

	1	2	3	4	5	6	7	8	9	10
TB	11	12	13	14	15	16	17	18	19	20

	1	2	3	4	5	6	7	8	9	10
TB	11	12	13	14	15	16	17	18	19	20

	1	2	3	4	5	6	7	8	9	10
TB	11	12	13	14	15	16	17	18	19	20

	1	2	3	4	5	6	7	8	9	10
TB	11	12	13	14	15	16	17	18	19	20

**2nd Quarter; Play / Defer**

Sixty Second Qtr.	1	2	3	4	5	6	7	8	9	10
-------------------	---	---	---	---	---	---	---	---	---	----

Score at end of First Half: \_\_\_\_\_

**3rd Quarter**

	21	22	23	24	25	26	27	28	29	30
SD	31	32	33	34	35	36	37	38	39	40

	21	22	23	24	25	26	27	28	29	30
SD	31	32	33	34	35	36	37	38	39	40

	21	22	23	24	25	26	27	28	29	30
SD	31	32	33	34	35	36	37	38	39	40

	21	22	23	24	25	26	27	28	29	30
SD	31	32	33	34	35	36	37	38	39	40

Substitute	SD
------------	----

3rd Quarter Score: \_\_\_\_\_

Score at end of 3rd Quarter: \_\_\_\_\_

**6th Quarter**

Sixty Second Qtr.	1	2	3	4	5	6	7	8	9	10
-------------------	---	---	---	---	---	---	---	---	---	----

GAME TOTAL (Include Sudden Death)  

Quizmaster: \_\_\_\_\_ Date: \_\_\_\_\_

**SPANISH-160**  
**FRENCH-165**

This event is a recitation of one compulsory poetic selection as well as an impromptu, uncoached brief presentation of one poem in the language. Only those who are non-native speakers of the language in which they are reciting may compete in this event.

Poetry in a foreign language shall be defined as the communication of thought and feeling through the sound, rhythm and meaning of words in a foreign language.

Non-native speakers shall be defined as those who do not predominantly speak the foreign language with at least one adult in their residence.

The competitor must recite FROM MEMORY one poem in the language. The compulsory selections are provided in the handbook and are also available online at the Competition website. Performers will have a maximum of three minutes to recite their selection.

Another brief poem will be given to the performer at the competition site. After a preparation period of fifteen minutes, the performer, without coaching, will recite this brief selection from memory. Performers will have a maximum of three minutes to recite their selection.

The performer should seek to create a mood and paint word pictures through vocal and facial expressions. Attention should be given to expression of nuances (vowels, consonants, style), appropriate tone and subtlety of interpretation. Performers need to maintain eye contact with the audience and judges. Judges will evaluate competitors on correctness of **pronunciation, intonation, smoothness of delivery** and **interpretation** of the text. This event is not an exercise in dramatics. The performer's primary concern should be the spoken word.

## CUMPULSORY SELECTIONS

### FRENCH

#### **La Cigale et la Fourmi**

Jean de la Fontaine

La Cigale, ayant chanté l'été  
Tout l'été Se trouva fort dépourvue  
Quand la bise fut venue:  
Pas un petit morceau  
De mouche ou de vermisseau  
Elle alla crier famine  
Chez la Fourmi sa voisine,  
La priant de lui prêter  
Quelque grain pour subsister  
Jusqu'à la saison nouvelle.  
<<Je vous paierai, lui dit-elle,  
Avant l'oût, foi d'animal,  
Intérêt et principal. >>  
La Fourmi n'est pas prêteuse:  
C'est là son moindre défaut  
<<Que faisiez-vous au temps chaud?  
Dit-elle à cette emprunteuse.  
- Nuit et jour à tout venant  
Je chantais, ne vous déplaie.  
- Vous chantez? J'en suis fort aise  
Eh bien! Dansez maintenant.



## SPANISH

### **Cristo de Velázquez**

Miguel de Unamuno

¿En qué piensas Tú, muerto, Cristo mío?  
¿Por qué ese velo de cerrada noche  
de tu abundosa cabellera negra  
de nazareno cae sobre tu frente?  
Miras dentro de Ti, donde está el reino  
de Dios; dentro de Ti, donde alborea  
el sol eterno de las almas vivas.  
Blanco tu cuerpo está como el espejo  
del padre de la luz, del sol vivífico;  
blanco tu cuerpo, al modo de la luna,  
que, muerta, ronda en torno de su madre,  
nuestra cansada vagabunda Tierra;  
blanco tu cuerpo está como la hostia  
del cielo de la noche soberana,  
de ese cielo tan negro como el velo  
de tu abundosa cabellera negra  
de nazareno.

## **TECHNOLOGY**

### **170 - 175**

Technology events will demonstrate the impact and significant effect that media technology has on modern society.

NOTE: Technology entries may be “send in” entries.

#### **General Guidelines**

1. While some events encourage art for art's sake, these events are designed to introduce real world experiences that require multimedia for education, ministry, entertainment or marketing. Projects demonstrating the impact of interactive new media technology (web, CD ROM, DVD, 3-D, visual effects, digital imaging, virtual reality, animation, etc.) are appropriate.
2. Artistic creativity will be recognized, however, functional media directed at a specific target audience will be rated the highest. Every project should begin with a one-paragraph description of the intended end user that includes age, sex, technical expertise, lifestyle, ethnicity, estimated income bracket and other relevant information. Submissions must address this defined user market.
3. Students should choose a project subject based on personal convictions and beliefs. Topics that emphasize uplifting and/or Biblical themes are encouraged.
4. Competitors are encouraged to apply their knowledge of and experience with conventional media (video, writing, audio, radio, print, etc.) but use computer-assisted techniques to produce their entries.

#### **Submission Guidelines**

1. Entrants must document all non-original resources used in the form supplied with the technology competition application. All media must be original and/or legal. Copyrighted materials cannot be used without permission. Legal commercial libraries of music, images, etc. are permitted when source documentation is provided, although original materials will earn extra recognition.
2. Text content for interactive projects (web, CD, DVD, etc.) should meet current grade level expectations for spelling and grammatical structure as well as other writing standards. Attention to detail will be considered.
3. Check-in: Entries must be submitted at the time and location as noted on the official Competition schedule. Send-in entries may be submitted for this category. Backup copies for all projects must be submitted upon arrival at the Competition. Each project must have a duplicate entry form attached to its container. No projects can be returned after adjudication. Students should burn an identical copy of their project on CD ROM for a personal backup copy.

#### **Judging**

A panel of media experts, each specializing in a specific area, will judge each project. Students will receive a critique sheet summarizing total points earned based on a ten point scale. Criteria for judging will vary between events (see list below), although some elements will be required for both events (see descriptions listed above).

#### **Critique**

Winners will be asked to demonstrate their projects to ORU attendees and a panel from the ORU MultiMedia Technology Summer Institute (MMI) for special recognition. Every entrant will receive a

certificate from the MMI for successful completion of a new media project and have their work posted on the ORU and MMI web sites when possible.

### Labeling

Each entry should have the following information on the disc, its container and any display showcasing the project:

	3"	
1 ½"	Category Name	Project Name
	Category Number	
	Student's Name	
	Student's Address and Phone Number	
	School Name and Number	

### **3-D STILL IMAGES AND/OR ANIMATION-170**

Entries in this event will demonstrate creative original works built using more advanced 3-D modeling/animation software.

Projects in this category, whether still images or animations, would be created using products such as Maya™, Lightwave™, Animation Master™, Bryce, Poser™, Studio Max™ or other 3-D modeling/animation software.

#### **Format**

Format requirements are the same as for still images listed below.

1. Animations should be no longer than one minute in length.
2. This event includes animated logos, architectural renderings (i.e., model the new addition for your church), various visual effects or, the most challenging of all, character animation (think Toy Story™).
3. Sound effects and/or music are advisable.
4. Projects can be submitted on CD, DVD, or VHS tape.

## **INTERACTIVE DESIGN FOR WEB, CD ROM, DVD AND/OR STREAMING MEDIA-175**

### **WEB PROJECTS**

Submissions should reflect current practices as demonstrated by industry standards. Students are encouraged to study expert design, using a mixture of established techniques and original ideas to create a compelling, functional experience.

Elements such as color, layout, interactive navigation, etc. should reflect purpose and continuity. A unified design should also introduce enough variety to maintain user interest.

#### **Format**

1. Submissions must include:
  - a. Typed step-by-step instructions for navigation of the project.
  - b. Two copies of the web site should be burned to CDs, along with a duplicate of the entry form.
  - c. Specific instruction (written) identifying the location of “boot” files.
  - d. All source files are required (e.g., uncompressed graphic files with layers, html files, .fla files, video files, etc.)
2. Web sites should be no more than 10 pages and can be created with HTML editors such as Front Page™ or Dreamweaver™ and/or other web-targeted authorizing systems such as Flash.
3. Web competition will focus on layout and design with animation components encouraged. Programming for database back-end features is not expected but will be rewarded.
4. The navigational interface for web projects is important and will be judged by artistic merit and functional design. All web sites must address a specific target audience as described above in the “General Guidelines”.
5. Demonstration for the evaluators requires that web sites be stored on a reliable server AND burned to CD ROM in the event that Internet service is interrupted during judging.

### **DISC PROJECTS**

Submissions should be received on CD ROM or DVD (not floppy disc) and should reflect current practices as demonstrated by industry standards.

Students are encouraged to study and emulate experts, although creativity and originality will be recognized. Elements such as color, layout, interactive navigation, etc. should reflect purpose and continuity. A unified design should also introduce enough variety to maintain user interest.

#### **Format**

1. Applicants must include:
  - a. Typed step-by-step instructions for navigation of the project.
  - b. Auto loads/install discs are not required, however specific instruction must be written as to the location of “boot” files.

2. Three copies of the CD or DVD must accompany a duplicate of the entry form. Projects should be no more than 20 discreet “pages” or screens and can be created with products such as Director™, DVD Studio Pro™, Encore™, iDVD™, Toolbook™, Flash™ or HTML coding.
3. The navigational interactive for disc projects is important and will be judged by artistic merit and functional design. All submissions must address a specific target audience as described above in the “General Guidelines”.

## ART 300-499

The artistically inclined compete in various events to demonstrate their mastery of technique and creativity with various media.

NOTE: Art entries may be “send-in” entries.

### Guidelines for Art

1. **Standard:** All entries must adhere to Christian values and to the Competition standards. For example, entries must neither glorify nor edify non-Christian personalities, nor portray an anti-Christian theme. If your subject matter is questionable, submit a copy to the Competition Coordinator before spending time on an entry which may not qualify for competition. The Competition has the right to refuse any item that does not conform to the standards.
2. **Originality:** All work must be the original work of the student. Other than general instructions, the student must receive no outside assistance. **Only new work which began after the previous year's competition (May 29, 2011) is eligible for submission.**

Each piece of work must be self-explanatory. Any writing that is not a vital part of the work itself is not permitted on the matting, frame or work.

3. **Copyrights:** Works of art are covered by federal copyright laws. The work of others may not be copied. Copies of work from other artists will not be accepted.
4. **Framing:** A frame is required. Glass is not permitted. The back of the item must be easily accessible for judging so paper lining should not be used on the back of a frame. If the back is covered, the student must remove the back covering before submitting the entry for judging.
  - a. Students should not have entries framed professionally. The frame is not considered in the judging of the artwork. Professional or non-standard framing is an unnecessary expense. After Competition is the time to have the work professionally framed. The Competition strongly recommends the use of a strip frame.
  - b. Strip frames are plain (one color), simple, non-textured, light weight and inexpensive frames one to two inches wide. **The frames must be exterior frames, visible from the front and sides of the art work (not gallery wraps).** They are readily available from a variety of suppliers and frame shops. Matting alone **is not** an acceptable substitute for framing (except in On-Site Art).
  - c. The maximum size for the entry, including matting and the frame, may not exceed **30 inches** in any direction. No multi-framed entries will be accepted. Entry must be contained within one frame. No double-matted entries are permitted. **No entry is to exceed 15 pounds.**
  - d. **Hanging:** All artwork must be ready to hang on display when submitted for competition. Securely attach a **hook and eye** on opposite sides of the frame and connect with **wire**. This is the required method for hanging.
  - e. Banners must be submitted on a **STURDY** rod or pole with two inches of excess on each side of the banner. The Competition will not provide frames or hanging devices for entries.

### Items to accompany the entry:

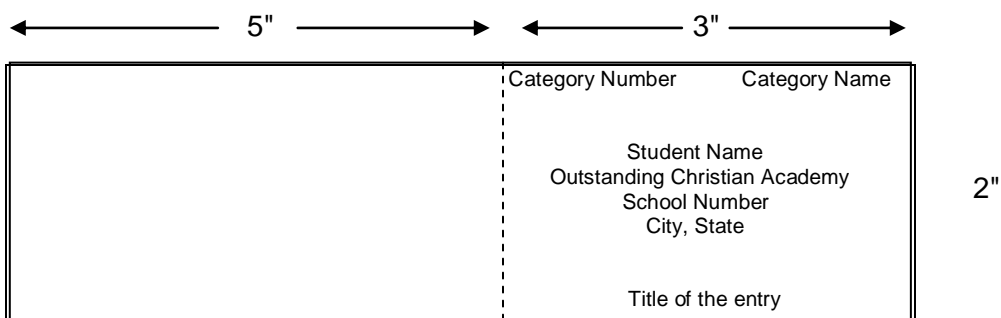
When entries are submitted, they must include the following:

1. **A Project Information Form** completely and properly filled out and signed by the student and supervisor. It should be submitted with the entry at check in.
2. **An 8" x 2" Information Card** with the following information **TYPED** on the right 3" end of the card:

Top Left:	Category Number
Top right:	Category Name
Center:	School Name, School Number, City and State
Bottom (Centered):	The Title of the Entry

This card should be **securely** attached to the back lower right hand corner of your artwork so that the 3" portion with writing extends beyond the frame and is completely visible and readable from the front of the artwork when it is displayed for public viewing. Artwork without an Information Card will be disqualified.

Sample Information Card (Card Stock)



3. **An 8" x 2" Title Card** with the following information **TYPED** on the left 3" end of the card:

Top Left:	Category Number
Top right:	Category Name
Center:	The Title of the Entry
Bottom (Centered):	School Name

This card should be **securely** attached to the back upper left hand corner of your artwork so that the 3" portion with writing extends beyond the frame and is completely visible and readable from the front of the artwork when it is displayed. This card will serve as the identification card for the artwork during judging. Therefore, artwork without a Title Card will be disqualified.



### Sample Title Card (Card Stock)

The diagram shows a rectangular card with a double-line border. Above the card, two horizontal dimension lines indicate widths: 3" for the left section and 5" for the right section. The card is divided into two main vertical sections by a dashed line. The left section is 3" wide and contains the following labels: "Category Number" at the top left, "Category Name" at the top right, "Title of entry" in the center, and "School Number" at the bottom left. The right section is 5" wide and is empty. To the right of the card, a vertical dimension line indicates a height of 2".

4. **Patterns** must accompany entries in the following events: Banners, Stained Glass, Design Project and Clothing Production.

**Check-in:** All entries must be submitted for judging by the time indicated on the schedule. The Project Information form, Information Card (securely attached to the entry), Title Card (securely attached to the entry) and proper framing must accompany the student's work in order to qualify. Entries that do not meet the standards and guidelines of the competition will be automatically disqualified by the event facilitator **prior to judging**. The Competition will not provide frames or hanging devices for entries at check-in. **The student does not need to submit copies of the judging form with the entry.**

### Judging:

1. Winners will be awarded point values as stated in the overall rules. If, in the opinion of the judges, an entry does not meet minimum standards, it will not be placed nor have points awarded, even if there are fewer than six entries.
2. When judging art, the following are some of the criteria that the judges consider:

#### Selection

- a. **Standard:** adheres to Christian values and Competition standards
- b. **Originality:** must be the original work of the student; copied work of other artists will not be accepted. **Only new work which began after the previous year's competition (May 29, 2011) is eligible for submission.**
- c. **Preparation:** selection demonstrates effort, time and thought in preparation

#### Presentation/Technique

- a. **Composition:** the arrangement of the elements of art into a unified whole; apparent focal point; appropriate use of space; creates a natural flow of image(s) for the eye
- b. **Finished presentation:** demonstrates completeness; overall size is not larger than 30 x 30 inches; entry does not project beyond the width of the frame; appropriately matted and framed; clean appearance; free of smudges; without major flaws
- c. **Technique:** proper use of medium to produce the desired effect
- d. **Color/values:** use of harmonies, shading, contrast and/or gradation that appeal to the content of the subject matter and create emphasis and interest
- e. **Consistency:** consistent use of medium, i.e. effective choice and manipulation of materials
- f. **Balance:** the arrangement of the art elements in a piece of artwork so that visual equilibrium (radial, informal, symmetrical, or asymmetrical) is created

Communication:

- a. **Concept:** self explanatory; avoids overused ideas or concepts; message and purpose is easily understood
- b. **Impact:** provides initial visual impact; is visually persuasive i.e. influences or affects the senses, emotions and/or intellect
- c. **Appeal:** relevant; captures the interest of a wide variety of audiences

### **Critique Session:**

Students and sponsors are encouraged to attend the art critique session. The judges share valuable information and suggestions with the students and sponsors at this time.

### **Pick up:**

Entries must be picked up on Friday at the designated time noted on the competition schedule. Students are responsible for packaging, transporting and proper handling of their own entries. The Competition will not assume responsibility for any lost, stolen or damaged property.

For those needing assistance with matting or framing, detailed matting and framing instructions can be found online at the Competition Web site.

## **EVENT GUIDELINES**

**The Event Guidelines have been formatted so that each event description has all of the information applicable to the event contained on two pages. This should facilitate the distribution of the guidelines to the students who will be competing in the events.**

## ACRYLICS – 300

1. **Standard:** All entries must adhere to Christian values and to the Competition standards. For example, entries must neither glorify nor edify non-Christian personalities, nor portray an anti-Christian theme. If your subject matter is questionable, submit a copy to the Competition Coordinator before spending time on an entry which may not qualify for competition. The Competition has the right to refuse any item that does not conform to the standards.
2. **Originality:** All work must be the original work of the student. Other than general instructions, the student must receive no outside assistance. **Only new work which began after the previous year's competition (May 29, 2011) is eligible for submission.**

Each piece of work must be self-explanatory. Any writing that is not a vital part of the work itself is not permitted on the matting, frame or work.

3. **Copyrights:** Works of art are covered by federal copyright laws. The work of others **must** not be copied. Copies of work from other artists will not be accepted.
4. **Framing:** A frame is required. Glass is not permitted. The back of the item must be easily accessible for judging so paper lining should not be used on the back of a frame. If the back is covered, the student must remove the back covering before submitting the entry for judging.
  - a. Students should not have entries framed professionally. The frame is not considered in the judging of the artwork. Professional or non-standard framing is an unnecessary expense. After Competition is the time to have the work professionally framed. The Competition strongly recommends the use of a strip frame.
  - b. Strip frames are plain (one color), simple, non-textured, light weight and inexpensive frames one to two inches wide. **The frames must be exterior frames, visible from the front and sides of the art work (not gallery wraps).** They are readily available from a variety of suppliers and frame shops. Matting alone **is not** an acceptable substitute for framing.
  - c. The maximum size for the entry, including matting and the frame, may not exceed **30 inches** in any direction. No multi-framed entries will be accepted. Entry must be contained within one frame. No double-matted entries are permitted. **No entry is to exceed 15 pounds.**
  - d. Hanging: All artwork must be ready to hang on display when submitted for competition. Securely attach a **hook and eye** on opposite sides of the frame and connect with **wire**. This is the required method for hanging.
5. When entries are submitted, they must include the following:
  - a. Project Information form (typed)
  - b. 8" x 2" **Information card** typed and securely attached to the art work on the lower right hand corner of the entry
  - c. 8" x 2" **Title card** typed and securely attached to the art work on the upper left hand corner of the entry
6. **NOTE:** Because **acrylics** are opaque and watercolors are transparent, they are judged according to different criteria. Be sure to enter your piece in the correct category.

**Check-in:** All entries must be submitted for judging by the time indicated on the schedule. The Project Information form, Information Card (securely attached to the entry), Title Card (securely attached to the entry), and proper framing must accompany the student's work in order to qualify. Entries that do not meet the standards and guidelines of the competition will be automatically disqualified by the event facilitator **prior to judging**. The Competition will not provide frames or hanging devices for entries at check-in. **The student does not need to submit copies of the judging form with the entry.**

### **Judging:**

1. Winners will be awarded point values as stated in the overall rules. If, in the opinion of the judges, an entry does not meet minimum standards, it will not be placed nor have points awarded, even if there are fewer than six entries.
2. When judging art, the following are some of the criteria that the judges consider:

#### **Selection**

- a. **Standard:** adheres to Christian values and Competition standards
- b. **Originality:** must be the original work of the student; copied work of other artists will not be accepted. **Only new work which began after the previous year's competition (May 29, 2011) is eligible for submission.**
- c. **Preparation:** selection demonstrates effort, time and thought in preparation

#### **Presentation/Technique**

- a. **Composition:** the arrangement of the elements of art into a unified whole; apparent focal point; appropriate use of space; creates a natural flow of image(s) for the eye
- b. **Finished presentation:** demonstrates completeness; overall size is not larger than 30 x 30 inches; entry does not project beyond the width of the frame; appropriately matted and framed; clean appearance; free of smudges; without major flaws
- c. **Technique:** proper use of medium to produce the desired effect
- d. **Color/values:** use of harmonies, shading, contrast and/or gradation that appeal to the content of the subject matter and create emphasis and interest
- e. **Consistency:** consistent use of medium, i.e. effective choice and manipulation of materials
- f. **Balance:** the arrangement of the art elements in a piece of artwork so that visual equilibrium (radial, informal, symmetrical, or asymmetrical) is created

#### **Communication:**

- a. **Concept:** self explanatory; avoids overused ideas or concepts; message and purpose is easily understood
- b. **Impact:** provides initial visual impact; is visually persuasive i.e. influences or affects the senses, emotions and/or intellect
- c. **Appeal:** relevant; captures the interest of a wide variety of audiences

## MIXED MEDIA – 305

1. **Standard:** All entries must adhere to Christian values and to the Competition standards. For example, entries must neither glorify nor edify non-Christian personalities, nor portray an anti-Christian theme. If your subject matter is questionable, submit a copy to the Competition Coordinator before spending time on an entry which may not qualify for competition. The Competition has the right to refuse any item that does not conform to the standards.

2. **Originality:** All work must be the original work of the student. Other than general instructions, the student must receive no outside assistance. **Only new work which began after the previous year's competition (May 29, 2011) is eligible for submission.**

Each piece of work must be self-explanatory. Any writing that is not a vital part of the work itself is not permitted on the matting, frame or work.

3. **Copyrights:** Works of art are covered by federal copyright laws. The work of others **must** not be copied. Copies of work from other artists will not be accepted.
4. **Framing:** A frame is required. Glass is not permitted. The back of the item must be easily accessible for judging so paper lining should not be used on the back of a frame. If the back is covered, the student must remove the back covering before submitting the entry for judging.
  - a. Students should not have entries framed professionally. The frame is not considered in the judging of the artwork. Professional or non-standard framing is an unnecessary expense. After Competition is the time to have the work professionally framed. The Competition strongly recommends the use of a strip frame.
  - b. Strip frames are plain (one color), simple, non-textured, light weight and inexpensive frames one to two inches wide. **The frames must be exterior frames, visible from the front and sides of the art work (not gallery wraps).** They are readily available from a variety of suppliers and frame shops. Matting alone **is not** an acceptable substitute for framing.
  - c. The maximum size for the entry, including matting and the frame, may not exceed **30 inches** in any direction. No multi-framed entries will be accepted. Entry must be contained within one frame **and must not project beyond the width of the frame.** No double-matted entries are permitted. **No entry is to exceed 15 pounds.**
  - d. Hanging: All artwork must be ready to hang on display when submitted for competition. Securely attach a **hook and eye** on opposite sides of the frame and connect with **wire**. This is the required method for hanging.
- When entries are submitted, they must include the following:
  - a. Project Information form (typed)
  - b. 8" x 2" **Information card** typed and securely attached to the art work on the lower right hand corner of the entry
  - c. 8" x 2" **Title card** typed and securely attached to the art work on the upper left hand corner of the entry

6. Any two or more media may be used to produce a two-dimensional piece of artwork. (The piece should not be three-dimensional.) There should be no part of the artwork that sticks out from the base of the project beyond the width of the frame or above the base plane of the project, which would make the project three-dimensional. Examples of acceptable two-dimensional Mixed Media projects would be producing a piece using colored pencils, crayons and paint; drawing a picture and then adding photos and magazine pictures on top of your drawing for a collage effect; or drawing a picture and using a variety of differently textured colored fabrics as parts of the picture.

Media choices would include:

- a. Colored pencils, crayons, oil pastels, any type of paint, colored glues, pen and ink, coffee, tea, markers, chalk, polymers (Elmer's glue and water mixture), or sealants (varnished, shellac, polyurethanes)
- b. Magazine pictures, portions of drawings or portions of photographs, colored tissue paper

**Check-in:** All entries must be submitted for judging by the time indicated on the schedule. The Project Information form, Information Card (securely attached to the entry), Title Card (securely attached to the entry), and proper framing must accompany the student's work in order to qualify. Entries that do not meet the standards and guidelines of the competition will be automatically disqualified by the event facilitator **prior to judging**. The Competition will not provide frames or hanging devices for entries at check-in. **The student does not need to submit copies of the judging form with the entry.**

### Judging:

1. Winners will be awarded point values as stated in the overall rules. If, in the opinion of the judges, an entry does not meet minimum standards, it will not be placed nor have points awarded, even if there are fewer than six entries.
2. When judging art, the following are some of the criteria that the judges consider:

#### Selection

- a. **Standard:** adheres to Christian values and Competition standards
- b. **Originality:** must be the original work of the student; copied work of other artists will not be accepted. **Only new work which began after the previous year's competition (May 29, 2011) is eligible for submission.**
- c. **Preparation:** selection demonstrates effort, time and thought in preparation

#### Presentation/Technique

- a. **Composition:** the arrangement of the elements of art into a unified whole; apparent focal point; appropriate use of space; creates a natural flow of image(s) for the eye
- b. **Finished presentation:** demonstrates completeness; overall size is not larger than 30 x 30 inches; entry does not project beyond the width of the frame; appropriately matted and framed; clean appearance; free of smudges; without major flaws
- c. **Technique:** proper use of medium to produce the desired effect
- d. **Color/values:** use of harmonies, shading, contrast and/or gradation that appeal to the content of the subject matter and create emphasis and interest
- e. **Consistency:** consistent use of medium, i.e. effective choice and manipulation of materials
- f. **Balance:** the arrangement of the art elements in a piece of artwork so that visual equilibrium (radial, informal, symmetrical, or asymmetrical) is created

#### Communication

- a. **Concept:** self explanatory; avoids overused ideas or concepts; message and purpose is easily understood

- b. **Impact:** provides initial visual impact; is visually persuasive i.e. influences or affects the senses, emotions and/or intellect
- c. **Appeal:** relevant; captures the interest of a wide variety of audiences

## OIL PAINTING – 310

1. **Standard:** All entries must adhere to Christian values and to the Competition standards. For example, entries must neither glorify nor edify non-Christian personalities, nor portray an anti-Christian theme. If your subject matter is questionable, submit a copy to the Competition Coordinator before spending time on an entry which may not qualify for competition. The Competition has the right to refuse any item that does not conform to the standards.
2. **Originality:** All work must be the original work of the student. Other than general instructions, the student must receive no outside assistance. **Only new work which began after the previous year's competition (May 29, 2011) is eligible for submission.**

Each piece of work must be self-explanatory. Any writing that is not a vital part of the work itself is not permitted on the matting, frame or work.

3. **Copyrights:** Works of art are covered by federal copyright laws. The work of others **must** not be copied. Copies of work from other artists will not be accepted.
4. **Framing:** A frame is required. Glass is not permitted. The back of the item must be easily accessible for judging so paper lining should not be used on the back of a frame. If the back is covered, the student must remove the back covering before submitting the entry for judging.
  - a. Students should not have entries framed professionally. The frame is not considered in the judging of the artwork. Professional or non-standard framing is an unnecessary expense. After Competition is the time to have the work professionally framed. The Competition strongly recommends the use of a strip frame.
  - b. Strip frames are plain (one color), simple, non-textured, light weight and inexpensive frames one to two inches wide. **The frames must be exterior frames, visible from the front and sides of the art work (not gallery wraps).** They are readily available from a variety of suppliers and frame shops. Matting alone **is not** an acceptable substitute for framing.
  - c. The maximum size for the entry, including matting and the frame, may not exceed **30 inches** in any direction. No multi-framed entries will be accepted. Entry must be contained within one frame. No double-matted entries are permitted. **No entry is to exceed 15 pounds.**
  - d. Hanging: All artwork must be ready to hang on display when submitted for competition. Securely attach a **hook and eye** on opposite sides of the frame and connect with **wire**. This is the required method for hanging.
5. When entries are submitted, they must include the following:
  - a. Project Information form (typed)
  - b. 8" x 2" **Information card** typed and securely attached to the art work on the lower right hand corner of the entry
  - c. 8" x 2" **Title card** typed and securely attached to the art work on the upper left hand corner of the entry

**Check-in:** All entries must be submitted for judging by the time indicated on the schedule. The Project Information form, Information Card (securely attached to the entry), Title Card (securely attached to the entry), and proper framing must accompany the student's work in order to qualify. Entries that do not



meet the standards and guidelines of the competition will be automatically disqualified by the event facilitator **prior to judging**. The Competition will not provide frames or hanging devices for entries at check-in. **The student does not need to submit copies of the judging form with the entry.**

### Judging:

1. Winners will be awarded point values as stated in the overall rules. If, in the opinion of the judges, an entry does not meet minimum standards, it will not be placed nor have points awarded, even if there are fewer than six entries.

2. When judging art, the following are some of the criteria that the judges consider:

#### Selection

- a. **Standard:** adheres to Christian values and Competition standards
- b. **Originality:** must be the original work of the student; copied work of other artists will not be accepted. **Only new work which began after the previous year's competition (May 29, 2011) is eligible for submission.**
- c. **Preparation:** selection demonstrates effort, time and thought in preparation

#### Presentation/Technique

- a. **Composition:** the arrangement of the elements of art into a unified whole; apparent focal point; appropriate use of space; creates a natural flow of image(s) for the eye
- b. **Finished presentation:** demonstrates completeness; overall size is not larger than 30 x 30 inches; entry does not project beyond the width of the frame; appropriately matted and framed; clean appearance; free of smudges; without major flaws
- c. **Technique:** proper use of medium to produce the desired effect
- d. **Color/values:** use of harmonies, shading, contrast and/or gradation that appeal to the content of the subject matter and create emphasis and interest
- e. **Consistency:** consistent use of medium, i.e. effective choice and manipulation of materials
- f. **Balance:** the arrangement of the art elements in a piece of artwork so that visual equilibrium (radial, informal, symmetrical, or asymmetrical) is created

#### Communication

- a. **Concept:** self explanatory; avoids overused ideas or concepts; message and purpose is easily understood
- b. **Impact:** provides initial visual impact; is visually persuasive i.e. influences or affects the senses, emotions and/or intellect
- c. **Appeal:** relevant; captures the interest of a wide variety of audiences

## PASTEL – 315

1. **Standard:** All entries must adhere to Christian values and to the Competition standards. For example, entries must neither glorify nor edify non-Christian personalities, nor portray an anti-Christian theme. If your subject matter is questionable, submit a copy to the Competition Coordinator before spending time on an entry which may not qualify for competition. The Competition has the right to refuse any item that does not conform to the standards.
2. **Originality:** All work must be the original work of the student. Other than general instructions, the student must receive no outside assistance. **Only new work which began after the previous year's competition (May 29, 2011) is eligible for submission.**

Each piece of work must be self-explanatory. Any writing that is not a vital part of the work itself is not permitted on the matting, frame or work.

3. **Copyrights:** Works of art are covered by federal copyright laws. The work of others **must** not be copied. Copies of work from other artists will not be accepted.
4. **Framing:** A frame is required. Glass is not permitted. The back of the item must be easily accessible for judging so paper lining should not be used on the back of a frame. If the back is covered, the student must remove the back covering before submitting the entry for judging.
  - a. Students should not have entries framed professionally. The frame is not considered in the judging of the artwork. Professional or non-standard framing is an unnecessary expense. After Competition is the time to have the work professionally framed. The Competition strongly recommends the use of a strip frame.
  - b. Strip frames are plain (one color), simple, non-textured, light weight and inexpensive frames one to two inches wide. **The frames must be exterior frames, visible from the front and sides of the art work (not gallery wraps).** They are readily available from a variety of suppliers and frame shops. Matting alone **is not** an acceptable substitute for framing.
  - c. The maximum size for the entry, including matting and the frame, may not exceed **30 inches** in any direction. No multi-framed entries will be accepted. Entry must be contained within one frame. No double-matted entries are permitted. **No entry is to exceed 15 pounds.**
  - d. Hanging: All artwork must be ready to hang on display when submitted for competition. Securely attach a **hook and eye** on opposite sides of the frame and connect with **wire**. This is the required method for hanging.
5. When entries are submitted, they must include the following:
  - a. Project Information form (typed)
  - b. 8" x 2" **Information card** typed and securely attached to the art work on the lower right hand corner of the entry
  - c. 8" x 2" **Title card** typed and securely attached to the art work on the upper left hand corner of the entry
6. **NOTE:** Oil-based chalk must not be used.

**Check-in:** All entries must be submitted for judging by the time indicated on the schedule. The Project Information form, Information Card (securely attached to the entry), Title Card (securely attached to the entry), and proper framing must accompany the student's work in order to qualify. Entries that do not meet the standards and guidelines of the competition will be automatically disqualified by the event facilitator **prior to judging**. The Competition will not provide frames or hanging devices for entries at check-in. **The student does not need to submit copies of the judging form with the entry.**

### **Judging:**

1. Winners will be awarded point values as stated in the overall rules. If, in the opinion of the judges, an entry does not meet minimum standards, it will not be placed nor have points awarded, even if there are fewer than six entries.
2. When judging art, the following are some of the criteria that the judges consider:

#### **Selection**

- a. **Standard:** adheres to Christian values and Competition standards
- b. **Originality:** must be the original work of the student; copied work of other artists will not be accepted. **Only new work which began after the previous year's competition (May 29, 2011) is eligible for submission.**
- c. **Preparation:** selection demonstrates effort, time and thought in preparation

#### **Presentation/Technique**

- a. **Composition:** the arrangement of the elements of art into a unified whole; apparent focal point; appropriate use of space; creates a natural flow of image(s) for the eye
- b. **Finished presentation:** demonstrates completeness; overall size is not larger than 30 x 30 inches; entry does not project beyond the width of the frame; appropriately matted and framed; clean appearance; free of smudges; without major flaws
- c. **Technique:** proper use of medium to produce the desired effect
- d. **Color/values:** use of harmonies, shading, contrast and/or gradation that appeal to the content of the subject matter and create emphasis and interest
- e. **Consistency:** consistent use of medium, i.e. effective choice and manipulation of materials
- f. **Balance:** the arrangement of the art elements in a piece of artwork so that visual equilibrium (radial, informal, symmetrical, or asymmetrical) is created

#### **Communication**

- a. **Concept:** self explanatory; avoids overused ideas or concepts; message and purpose is easily understood
- b. **Impact:** provides initial visual impact; is visually persuasive i.e. influences or affects the senses, emotions and/or intellect
- c. **Appeal:** relevant; captures the interest of a wide variety of audiences

## PEN AND INK – 320

1. **Standard:** All entries must adhere to Christian values and to the Competition standards. For example, entries must neither glorify nor edify non-Christian personalities, nor portray an anti-Christian theme. If your subject matter is questionable, submit a copy to the Competition Coordinator before spending time on an entry which may not qualify for competition. The Competition has the right to refuse any item that does not conform to the standards.
2. **Originality:** All work must be the original work of the student. Other than general instructions, the student must receive no outside assistance. **Only new work which began after the previous year's competition (May 29, 2011) is eligible for submission.**

Each piece of work must be self-explanatory. Any writing that is not a vital part of the work itself is not permitted on the matting, frame or work.

3. **Copyrights:** Works of art are covered by federal copyright laws. The work of others **must** not be copied. Copies of work from other artists will not be accepted.
4. **Framing:** A frame is required. Glass is not permitted. The back of the item must be easily accessible for judging so paper lining should not be used on the back of a frame. If the back is covered, the student must remove the back covering before submitting the entry for judging.
  - a. Students should not have entries framed professionally. The frame is not considered in the judging of the artwork. Professional or non-standard framing is an unnecessary expense. After Competition is the time to have the work professionally framed. The Competition strongly recommends the use of a strip frame.
  - b. Strip frames are plain (one color), simple, non-textured, light weight and inexpensive frames one to two inches wide. **The frames must be exterior frames, visible from the front and sides of the art work (not gallery wraps).** They are readily available from a variety of suppliers and frame shops. Matting alone **is not** an acceptable substitute for framing.
  - c. The maximum size for the entry, including matting and the frame, may not exceed **30 inches** in any direction. No multi-framed entries will be accepted. Entry must be contained within one frame. No double-matted entries are permitted. **No entry is to exceed 15 pounds.**
  - d. Hanging: All artwork must be ready to hang on display when submitted for competition. Securely attach a **hook and eye** on opposite sides of the frame and connect with **wire**. This is the required method for hanging.
5. When entries are submitted, they must include the following:
  - a. Project Information form (typed)
  - b. 8" x 2" **Information card** typed and securely attached to the art work on the lower right hand corner of the entry
  - c. 8" x 2" **Title card** typed and securely attached to the art work on the upper left hand corner of the entry
6. **NOTE:** Black liquid ink, black markers, and black ball point pens may be used.

**Color is not permissible.**

**Check-in:** All entries must be submitted for judging by the time indicated on the schedule. The Project Information form, Information Card (securely attached to the entry), Title Card (securely attached to the entry), and proper framing must accompany the student's work in order to qualify. Entries that do not meet the standards and guidelines of the competition will be automatically disqualified by the event facilitator **prior to judging**. The Competition will not provide frames or hanging devices for entries at check-in. **The student does not need to submit copies of the judging form with the entry.**

### Judging:

1. Winners will be awarded point values as stated in the overall rules. If, in the opinion of the judges, an entry does not meet minimum standards, it will not be placed nor have points awarded, even if there are fewer than six entries.
2. When judging art, the following are some of the criteria that the judges consider:

#### Selection

- a. **Standard:** adheres to Christian values and Competition standards
- b. **Originality:** must be the original work of the student; copied work of other artists will not be accepted. **Only new work which began after the previous year's competition (May 29, 2011) is eligible for submission.**
- c. **Preparation:** selection demonstrates effort, time and thought in preparation

#### Presentation/Technique

- a. **Composition:** the arrangement of the elements of art into a unified whole; apparent focal point; appropriate use of space; creates a natural flow of image(s) for the eye
- b. **Finished presentation:** demonstrates completeness; overall size is not larger than 30 x 30 inches; entry does not project beyond the width of the frame; appropriately matted and framed; clean appearance; free of smudges; without major flaws
- c. **Technique:** proper use of medium to produce the desired effect
- d. **Color/values:** use of harmonies, shading, contrast and/or gradation that appeal to the content of the subject matter and create emphasis and interest
- e. **Consistency:** consistent use of medium, i.e. effective choice and manipulation of materials
- f. **Balance:** the arrangement of the art elements in a piece of artwork so that visual equilibrium (radial, informal, symmetrical, or asymmetrical) is created

#### Communication

- a. **Concept:** self explanatory; avoids overused ideas or concepts; message and purpose is easily understood
- b. **Impact:** provides initial visual impact; is visually persuasive i.e. influences or affects the senses, emotions and/or intellect
- c. **Appeal:** relevant; captures the interest of a wide variety of audiences

## SKETCHING – 325

1. **Standard:** All entries must adhere to Christian values and to the Competition standards. For example, entries must neither glorify nor edify non-Christian personalities, nor portray an anti-Christian theme. If your subject matter is questionable, submit a copy to the Competition Coordinator before spending time on an entry which may not qualify for competition. The Competition has the right to refuse any item that does not conform to the standards.
2. **Originality:** All work must be the original work of the student. Other than general instructions, the student must receive no outside assistance. **Only new work which began after the previous year's competition (May 29, 2011) is eligible for submission.**

Each piece of work must be self-explanatory. Any writing that is not a vital part of the work itself is not permitted on the matting, frame or work.

3. **Copyrights:** Works of art are covered by federal copyright laws. The work of others **must** not be copied. Copies of work from other artists will not be accepted.
4. **Framing:** A frame is required. Glass is not permitted. The back of the item must be easily accessible for judging so paper lining should not be used on the back of a frame. If the back is covered, the student must remove the back covering before submitting the entry for judging.
  - a. Students should not have entries framed professionally. The frame is not considered in the judging of the artwork. Professional or non-standard framing is an unnecessary expense. After Competition is the time to have the work professionally framed. The Competition strongly recommends the use of a strip frame.
  - b. Strip frames are plain (one color), simple, non-textured, light weight and inexpensive frames one to two inches wide. **The frames must be exterior frames, visible from the front and sides of the art work (not gallery wraps).** They are readily available from a variety of suppliers and frame shops. Matting alone **is not** an acceptable substitute for framing.
  - c. The maximum size for the entry, including matting and the frame, may not exceed **30 inches** in any direction. No multi-framed entries will be accepted. Entry must be contained within one frame. No double-matted entries are permitted. **No entry is to exceed 15 pounds.**
  - d. Hanging: All artwork must be ready to hang on display when submitted for competition. Securely attach a **hook and eye** on opposite sides of the frame and connect with **wire**. This is the required method for hanging.
5. When entries are submitted, they must include the following:
  - a. Project Information form (typed)
  - b. 8" x 2" **Information card** typed and securely attached to the art work on the lower right hand corner of the entry
  - c. 8" x 2" **Title card** typed and securely attached to the art work on the upper left hand corner of the entry

6. Includes:
- a. Charcoal
  - b. White charcoal
  - c. Pencil drawings
  - d. Black Conté crayon

**Color is not permitted.**

**Check-in:** All entries must be submitted for judging by the time indicated on the schedule. The Project Information form, Information Card (securely attached to the entry), Title Card (securely attached to the entry), and proper framing must accompany the student's work in order to qualify. Entries that do not meet the standards and guidelines of the competition will be automatically disqualified by the event facilitator **prior to judging**. The Competition will not provide frames or hanging devices for entries at check-in. **The student does not need to submit copies of the judging form with the entry.**

### **Judging:**

1. Winners will be awarded point values as stated in the overall rules. If, in the opinion of the judges, an entry does not meet minimum standards, it will not be placed nor have points awarded, even if there are fewer than six entries.
2. When judging art, the following are some of the criteria that the judges consider:

#### **Selection**

- a. **Standard:** adheres to Christian values and Competition standards
- b. **Originality:** must be the original work of the student; copied work of other artists will not be accepted. **Only new work which began after the previous year's competition (May 29, 2011) is eligible for submission.**
- c. **Preparation:** selection demonstrates effort, time and thought in preparation

#### **Presentation/Technique**

- a. **Composition:** the arrangement of the elements of art into a unified whole; apparent focal point; appropriate use of space; creates a natural flow of image(s) for the eye
- b. **Finished presentation:** demonstrates completeness; overall size is not larger than 30 x 30 inches; entry does not project beyond the width of the frame; appropriately matted and framed; clean appearance; free of smudges; without major flaws
- c. **Technique:** proper use of medium to produce the desired effect
- d. **Color/values:** use of harmonies, shading, contrast and/or gradation that appeal to the content of the subject matter and create emphasis and interest
- e. **Consistency:** consistent use of medium, i.e. effective choice and manipulation of materials
- f. **Balance:** the arrangement of the art elements in a piece of artwork so that visual equilibrium (radial, informal, symmetrical, or asymmetrical) is created

#### **Communication**

- a. **Concept:** self explanatory; avoids overused ideas or concepts; message and purpose is easily understood
- b. **Impact:** provides initial visual impact; is visually persuasive i.e. influences or affects the senses, emotions and/or intellect
- c. **Appeal:** relevant; captures the interest of a wide variety of audiences



## WATERCOLOR – 330

1. **Standard:** All entries must adhere to Christian values and to the Competition standards. For example, entries must neither glorify nor edify non-Christian personalities, nor portray an anti-Christian theme. If your subject matter is questionable, submit a copy to the Competition Coordinator before spending time on an entry which may not qualify for competition. The Competition has the right to refuse any item that does not conform to the standards.
2. **Originality:** All work must be the original work of the student. Other than general instructions, the student must receive no outside assistance. **Only new work which began after the previous year's competition (May 29, 2011) is eligible for submission.**

Each piece of work must be self-explanatory. Any writing that is not a vital part of the work itself is not permitted on the matting, frame or work.

3. **Copyrights:** Works of art are covered by federal copyright laws. The work of others **must** not be copied. Copies of work from other artists will not be accepted.
4. **Framing:** A frame is required. Glass is not permitted. The back of the item must be easily accessible for judging so paper lining should not be used on the back of a frame. If the back is covered, the student must remove the back covering before submitting the entry for judging.
  - a. Students should not have entries framed professionally. The frame is not considered in the judging of the artwork. Professional or non-standard framing is an unnecessary expense. After Competition is the time to have the work professionally framed. The Competition strongly recommends the use of a strip frame.
  - b. Strip frames are plain (one color), simple, non-textured, light weight and inexpensive frames one to two inches wide. **The frames must be exterior frames, visible from the front and sides of the art work (not gallery wraps).** They are readily available from a variety of suppliers and frame shops. Matting alone **is not** an acceptable substitute for framing.
  - c. The maximum size for the entry, including matting and the frame, may not exceed **30 inches** in any direction. No multi-framed entries will be accepted. Entry must be contained within one frame. No double-matted entries are permitted. **No entry is to exceed 15 pounds.**
  - d. Hanging: All artwork must be ready to hang on display when submitted for competition. Securely attach a **hook and eye** on opposite sides of the frame and connect with **wire**. This is the required method for hanging.
5. When entries are submitted, they must include the following:
  - a. Project Information form (typed)
  - b. 8" x 2" **Information card** typed and securely attached to the art work on the lower right hand corner of the entry
  - c. 8" x 2" **Title card** typed and securely attached to the art work on the upper left hand corner of the entry
6. May use watercolor pencils, liquid watercolor, semi-moist or dry pan watercolor paints or watercolor paint in tubes.



**Check-in:** All entries must be submitted for judging by the time indicated on the schedule. The Project Information form, Information Card (securely attached to the entry), Title Card (securely attached to the entry), and proper framing must accompany the student's work in order to qualify. Entries that do not meet the standards and guidelines of the competition will be automatically disqualified by the event facilitator **prior to judging**. The Competition will not provide frames or hanging devices for entries at check-in. **The student does not need to submit copies of the judging form with the entry.**

### **Judging:**

1. Winners will be awarded point values as stated in the overall rules. If, in the opinion of the judges, an entry does not meet minimum standards, it will not be placed nor have points awarded, even if there are fewer than six entries.
2. When judging art, the following are some of the criteria that the judges consider:

#### **Selection**

- a. **Standard:** adheres to Christian values and Competition standards
- b. **Originality:** must be the original work of the student; copied work of other artists will not be accepted. **Only new work which began after the previous year's competition (May 29, 2011) is eligible for submission.**
- c. **Preparation:** selection demonstrates effort, time and thought in preparation

#### **Presentation/Technique**

- a. **Composition:** the arrangement of the elements of art into a unified whole; apparent focal point; appropriate use of space; creates a natural flow of image(s) for the eye
- b. **Finished presentation:** demonstrates completeness; overall size is not larger than 30 x 30 inches; entry does not project beyond the width of the frame; appropriately matted and framed; clean appearance; free of smudges; without major flaws
- c. **Technique:** proper use of medium to produce the desired effect
- d. **Color/values:** use of harmonies, shading, contrast and/or gradation that appeal to the content of the subject matter and create emphasis and interest
- e. **Consistency:** consistent use of medium, i.e. effective choice and manipulation of materials
- f. **Balance:** the arrangement of the art elements in a piece of artwork so that visual equilibrium (radial, informal, symmetrical, or asymmetrical) is created

#### **Communication**

- a. **Concept:** self explanatory; avoids overused ideas or concepts; message and purpose is easily understood
- b. **Impact:** provides initial visual impact; is visually persuasive i.e. influences or affects the senses, emotions and/or intellect
- c. **Appeal:** relevant; captures the interest of a wide variety of audiences

## COMPUTER GRAPHICS – 335

1. **Standard:** All entries must adhere to Christian values and to the Competition standards. For example, entries must neither glorify nor edify non-Christian personalities, nor portray an anti-Christian theme. If your subject matter is questionable, submit a copy to the Competition Coordinator before spending time on an entry which may not qualify for competition. The Competition has the right to refuse any item that does not conform to the standards.
2. **Originality:** All work must be the original work of the student. Other than general instructions, the student must receive no outside assistance. **Only new work which began after the previous year's competition (May 29, 2011) is eligible for submission.**

Each piece of work must be self-explanatory. Any writing that is not a vital part of the work itself is not permitted on the matting, frame or work.

3. **Copyrights:** Works of art are covered by federal copyright laws. The work of others **must** not be copied. Copies of work from other artists will not be accepted.
4. **Framing:** A frame is required. Glass is not permitted. The back of the item must be easily accessible for judging so paper lining should not be used on the back of a frame. If the back is covered, the student must remove the back covering before submitting the entry for judging.
  - a. Students should not have entries framed professionally. The frame is not considered in the judging of the artwork. Professional or non-standard framing is an unnecessary expense. After Competition is the time to have the work professionally framed. The Competition strongly recommends the use of a strip frame.
  - b. Strip frames are plain (one color), simple, non-textured, light weight and inexpensive frames one to two inches wide. **The frames must be exterior frames, visible from the front and sides of the art work (not gallery wraps).** They are readily available from a variety of suppliers and frame shops. Matting alone **is not** an acceptable substitute for framing.
  - c. The maximum size for the entry, including matting and the frame, may not exceed **30 inches** in any direction. No multi-framed entries will be accepted. Entry must be contained within one frame. No double-matted entries are permitted. **No entry is to exceed 15 pounds.**
  - d. Hanging: All artwork must be ready to hang on display when submitted for competition. Securely attach a **hook and eye** on opposite sides of the frame and connect with **wire**. This is the required method for hanging.
5. When entries are submitted, they must include the following:
  - a. Project Information form (typed)
  - b. 8" x 2" **Information card** typed and securely attached to the art work on the lower right hand corner of the entry
  - c. 8" x 2" **Title card** typed and securely attached to the art work on the upper left hand corner of the entry
6. The entirety of the composition must be arranged in the computer. **Text must be used in the entry.**

7. The concept and design of the entry must be completely original.
8. Entries must be commercially purposed and reproducible:
  - a. Advertisements (e.g. poster, door hanger, billboard...)
  - b. Layouts (e.g. brochure, magazine layout, CD insert...)
  - c. Logos
  - d. **Business cards**
9. All photography and art incorporated must be original. **A CD-Rom or printed copy of all images used must be submitted with the entry. Stock photography is acceptable. If you do use stock photography, the website of origin must be included. No more than 50% of a stock image may be used, and the entire entry may be made of no more than 50% stock images.**

**Check-in:** All entries must be submitted for judging by the time indicated on the schedule. The Project Information form, Information Card (securely attached to the entry), Title Card (securely attached to the entry), and proper framing must accompany the student's work in order to qualify. Entries that do not meet the standards and guidelines of the competition will be automatically disqualified by the event facilitator **prior to judging**. The Competition will not provide frames or hanging devices for entries at check-in. **The student does not need to submit copies of the judging form with the entry.**

#### **Judging:**

1. Winners will be awarded point values as stated in the overall rules. If, in the opinion of the judges, an entry does not meet minimum standards, it will not be placed nor have points awarded, even if there are fewer than six entries.
2. When judging art, the following are some of the criteria that the judges consider:

##### **Selection**

- a. **Standard:** adheres to Christian values and Competition standards
- b. **Originality:** must be the original work of the student; copied work of other artists will not be accepted. **Only new work which began after the previous year's competition (May 29, 2011) is eligible for submission.**
- c. **Preparation:** selection demonstrates effort, time and thought in preparation

##### **Presentation/Technique**

- a. **Composition:** the arrangement of the elements of art into a unified whole; apparent focal point; appropriate use of space; creates a natural flow of image(s) for the eye
- b. **Finished presentation:** demonstrates completeness; overall size is not larger than 30 x 30 inches; entry does not project beyond the width of the frame; appropriately matted and framed; clean appearance; free of smudges; without major flaws
- c. **Technique:** proper use of medium to produce the desired effect
- d. **Color/values:** use of harmonies, shading, contrast and/or gradation that appeal to the content of the subject matter and create emphasis and interest
- e. **Consistency:** consistent use of medium, i.e. effective choice and manipulation of materials
- f. **Balance:** the arrangement of the art elements in a piece of artwork so that visual equilibrium (radial, informal, symmetrical, or asymmetrical) is created

##### **Communication**

- a. **Concept:** self explanatory; avoids overused ideas or concepts; message and purpose is easily understood

- b. **Impact:** provides initial visual impact; is visually persuasive i.e. influences or affects the senses, emotions and/or intellect
- c. **Appeal:** relevant; captures the interest of a wide variety of audiences

## CALLIGRAPHY – 340

1. **Standard:** All entries must adhere to Christian values and to the Competition standards. For example, entries must neither glorify nor edify non-Christian personalities, nor portray an anti-Christian theme. If your subject matter is questionable, submit a copy to the Competition Assistant before spending time on an entry which may not qualify for competition. The Competition has the right to refuse any item that does not conform to the standards.
2. **Originality:** All work must be the original work of the student. Other than general instructions, the student must receive no outside assistance. **Only new work which began after the previous year's competition (May 29, 2011) is eligible for submission.**

Each piece of work must be self-explanatory. Any writing that is not a vital part of the work itself is not permitted on the matting, frame or work.

3. **Copyrights:** Works of art are covered by federal copyright laws. The work of others **must** not be copied. Copies of work from other artists will not be accepted.
4. **Framing:** A frame is required. Glass is not permitted. The back of the item must be easily accessible for judging so paper lining should not be used on the back of a frame. If the back is covered, the student must remove the back covering before submitting the entry for judging.
  - a. Students should not have entries framed professionally. The frame is not considered in the judging of the artwork. Professional or non-standard framing is an unnecessary expense. After Competition is the time to have the work professionally framed. The Competition strongly recommends the use of a strip frame.
  - b. Strip frames are plain (one color), simple, non-textured, light weight and inexpensive frames one to two inches wide. **The frames must be exterior frames, visible from the front and sides of the art work (not gallery wraps).** They are readily available from a variety of suppliers and frame shops. Matting alone **is not** an acceptable substitute for framing.
  - c. The maximum size for the entry, including matting and the frame, may not exceed **30 inches** in any direction. No multi-framed entries will be accepted. Entry must be contained within one frame. No double-matted entries are permitted. **No entry is to exceed 15 pounds.**
  - d. Hanging: All artwork must be ready to hang on display when submitted for competition. Securely attach a **hook and eye** on opposite sides of the frame and connect with **wire**. This is the required method for hanging.
5. When entries are submitted, they must include the following:
  - a. Project Information form (typed)
  - b. 8" x 2" **Information card** typed and securely attached to the art work on the lower right hand corner of the entry
  - c. 8" x 2" **Title card** typed and securely attached to the art work on the upper left hand corner of the entry
6. Entries may be submitted on decorative paper.

7. Drawn decorations or other enhancements may be included **only** if calligraphy colored ink and pen tips (different shapes and sizes) are used. Drawn decorations or other enhancements using any other type of media are considered Mixed Media.

**Check-in:** All entries must be submitted for judging by the time indicated on the schedule. The Project Information form, Information Card (securely attached to the entry), Title Card (securely attached to the entry), and proper framing must accompany the student's work in order to qualify. Entries that do not meet the standards and guidelines of the competition will be automatically disqualified by the event facilitator **prior to judging**. The Competition will not provide frames or hanging devices for entries at check-in. **The student does not need to submit copies of the judging form with the entry.**

### Judging:

1. Winners will be awarded point values as stated in the overall rules. If, in the opinion of the judges, an entry does not meet minimum standards, it will not be placed nor have points awarded, even if there are fewer than six entries.
2. When judging art, the following are some of the criteria that the judges consider:

#### Selection

- a. **Standard:** adheres to Christian values and Competition standards
- b. **Originality:** must be the original work of the student; copied work of other artists will not be accepted. **Only new work which began after the previous year's competition (May 29, 2011) is eligible for submission.**
- c. **Preparation:** selection demonstrates effort, time and thought in preparation

#### Presentation/Technique

- a. **Composition:** the arrangement of the elements of art into a unified whole; apparent focal point; appropriate use of space; creates a natural flow of image(s) for the eye
- b. **Finished presentation:** demonstrates completeness; overall size is not larger than 30 x 30 inches; entry does not project beyond the width of the frame; appropriately matted and framed; clean appearance; free of smudges; without major flaws
- c. **Technique:** proper use of medium to produce the desired effect
- d. **Color/values:** use of harmonies, shading, contrast and/or gradation that appeal to the content of the subject matter and create emphasis and interest
- e. **Consistency:** consistent use of medium, i.e. effective choice and manipulation of materials
- f. **Balance:** the arrangement of the art elements in a piece of artwork so that visual equilibrium (radial, informal, symmetrical, or asymmetrical) is created

#### Communication

- a. **Concept:** self explanatory; avoids overused ideas or concepts; message and purpose is easily understood
- b. **Impact:** provides initial visual impact; is visually persuasive i.e. influences or affects the senses, emotions and/or intellect
- c. **Appeal:** relevant; captures the interest of a wide variety of audiences

## ON-SITE ART – 345

1. Each participant will be expected to draw from a given subject matter:
  - a. Still life
  - b. Live model
  - c. Landscape
2. Choice of drawing media may be one of the following:
  - a. Pen and ink
  - b. Charcoal
  - c. Pencil (all black and white)
  - d. Colored pencil
  - e. Conté crayon (black or brown)
3. Non-participants will be allowed to view the event; however, coaching or instruction will not be permitted.
4. Students must bring the following items to the event site:
  - a. Drawing Pad (maximum 14" x 17"; minimum 11" x 14")
  - b. Drawing board (Optional)
  - c. Appropriate media (see list above)
  - d. Matting (sized to fit the chosen drawing paper)
  - e. Sturdy hanging device
  - f. 8" x 2" Information card typed and securely attached to the art work
  - g. 8" x 2" Title card typed and securely attached to the art work
5. The time limit for drawing is two hours. Additional time will be given for assembling the entry in the mat and submitting it to the event coordinator.

**NOTE: It is extremely helpful if the drawing pad used is a standard size so that the finished piece can be matted correctly with a standard sized mat.**

## COLORED PENCIL – 350

1. **Standard:** All entries must adhere to Christian values and to the Competition standards. For example, entries must neither glorify nor edify non-Christian personalities, nor portray an anti-Christian theme. If your subject matter is questionable, submit a copy to the Competition Coordinator before spending time on an entry which may not qualify for competition. The Competition has the right to refuse any item that does not conform to the standards.
2. **Originality:** All work must be the original work of the student. Other than general instructions, the student must receive no outside assistance. **Only new work which began after the previous year's competition (May 29, 2011) is eligible for submission.**

Each piece of work must be self-explanatory. Any writing that is not a vital part of the work itself is not permitted on the matting, frame or work.

3. **Copyrights:** Works of art are covered by federal copyright laws. The work of others **must** not be copied. Copies of work from other artists will not be accepted.
4. **Framing:** A frame is required. Glass is not permitted. The back of the item must be easily accessible for judging so paper lining should not be used on the back of a frame. If the back is covered, the student must remove the back covering before submitting the entry for judging.
  - a. Students should not have entries framed professionally. The frame is not considered in the judging of the artwork. Professional or non-standard framing is an unnecessary expense. After Competition is the time to have the work professionally framed. The Competition strongly recommends the use of a strip frame.
  - b. Strip frames are plain (one color), simple, non-textured, light weight and inexpensive frames one to two inches wide. **The frames must be exterior frames, visible from the front and sides of the art work (not gallery wraps).** They are readily available from a variety of suppliers and frame shops. Matting alone **is not** an acceptable substitute for framing.
  - c. The maximum size for the entry, including matting and the frame, may not exceed **30 inches** in any direction. No multi-framed entries will be accepted. Entry must be contained within one frame. No double-matted entries are permitted. **No entry is to exceed 15 pounds.**
  - d. **Hanging:** All artwork must be ready to hang on display when submitted for competition. Securely attach a **hook and eye** on opposite sides of the frame and connect with **wire**. This is the required method for hanging.
5. When entries are submitted, they must include the following:
  - a. Project Information form (typed)
  - b. 8" x 2" **Information card** typed and securely attached to the art work on the lower right hand corner of the entry
  - c. 8" x 2" **Title card** typed and securely attached to the art work on the upper left hand corner of the entry
6. Regular sketching techniques must be used (Layering, shading, etc.)
7. Wax pigment or regular color pencils may be used



8. Watercolor or oil based pencils are not permissible.

**Check-in:** All entries must be submitted for judging by the time indicated on the schedule. The Project Information form, Information Card (securely attached to the entry), Title Card (securely attached to the entry), and proper framing must accompany the student's work in order to qualify. Entries that do not meet the standards and guidelines of the competition will be automatically disqualified by the event facilitator **prior to judging**. The Competition will not provide frames or hanging devices for entries at check-in. **The student does not need to submit copies of the judging form with the entry.**

### Judging:

1. Winners will be awarded point values as stated in the overall rules. If, in the opinion of the judges, an entry does not meet minimum standards, it will not be placed nor have points awarded, even if there are fewer than six entries.
2. When judging art, the following are some of the criteria that the judges consider:

#### Selection

- a. **Standard:** adheres to Christian values and Competition standards
- b. **Originality:** must be the original work of the student; copied work of other artists will not be accepted. **Only new work which began after the previous year's competition (May 29, 2011) is eligible for submission.**
- c. **Preparation:** selection demonstrates effort, time and thought in preparation

#### Presentation/Technique

- a. **Composition:** the arrangement of the elements of art into a unified whole; apparent focal point; appropriate use of space; creates a natural flow of image(s) for the eye
- b. **Finished presentation:** demonstrates completeness; overall size is not larger than 30 x 30 inches; entry does not project beyond the width of the frame; appropriately matted and framed; clean appearance; free of smudges; without major flaws
- c. **Technique:** proper use of medium to produce the desired effect
- d. **Color/values:** use of harmonies, shading, contrast and/or gradation that appeal to the content of the subject matter and create emphasis and interest
- e. **Consistency:** consistent use of medium, i.e. effective choice and manipulation of materials
- f. **Balance:** the arrangement of the art elements in a piece of artwork so that visual equilibrium (radial, informal, symmetrical, or asymmetrical) is created

#### Communication

- a. **Concept:** self explanatory; avoids overused ideas or concepts; message and purpose is easily understood
- b. **Impact:** provides initial visual impact; is visually persuasive i.e. influences or affects the senses, emotions and/or intellect
- c. **Appeal:** relevant; captures the interest of a wide variety of audiences

## BANNERS – 405

1. **Subject matter: The year's banner should focus on **LIGHT** and how you can use your gifts to serve God and humanity in a variety of contexts.**

**The topic for this year's Banner competition is based on the theme for CSFC 2012, **Walk in the Light**. The banner should artistically communicate the theme and incorporate the theme scripture, I John 1:7 - But if we walk in the light, as he is in the light, we have fellowship with one another, and the blood of Jesus, his Son, purifies us from all sin. (NIV).**

**New this year, the Banner event will be a team project requiring four or more students to participate in designing and crafting the final entry. As a team project, Banners will be eligible for double points.**

2. Banners may be of any fabric; paper is not acceptable.
3. Edges need to be finished, and any frayed edges need to be intentional.
4. Work must be student's original design and color selection.
5. Pattern must be included.
6. Kits or commercial patterns are not permissible.
7. Words and symbols may be sewn, painted or glued.
8. Banners may be one, two or three dimensional.
9. Banners may not exceed 10 feet in length. (The pole length is not included in the banner measurement.)
10. Width may be any measurement less than 10 feet.
11. Banners must be submitted on a **STURDY** rod or pole with two inches of excess on each side of the banner.
12. When entries are submitted, they must include the following:
  - a. Project Information form (typed)
  - b. 8" x 2" Information card typed and securely attached to the art work
  - c. 8" x 2" Title card typed and securely attached to the art work
  - d. Pattern

## COMPUTER ART – 410

1. **Standard:** All entries must adhere to Christian values and to the Competition standards. For example, entries must neither glorify nor edify non-Christian personalities, nor portray an anti-Christian theme. If your subject matter is questionable, submit a copy to the Competition Coordinator before spending time on an entry which may not qualify for competition. The Competition has the right to refuse any item that does not conform to the standards.
2. **Originality:** All work must be the original work of the student. Other than general instructions, the student must receive no outside assistance. **Only new work which began after the previous year's competition (May 29, 2011) is eligible for submission.**

Each piece of work must be self-explanatory. Any writing that is not a vital part of the work itself is not permitted on the matting, frame or work.

3. **Copyrights:** Works of art are covered by federal copyright laws. The work of others **must** not be copied. Copies of work from other artists will not be accepted.
4. **Framing:** A frame is required. Glass is not permitted. The back of the item must be easily accessible for judging so paper lining should not be used on the back of a frame. If the back is covered, the student must remove the back covering before submitting the entry for judging.
  - a. Students should not have entries framed professionally. The frame is not considered in the judging of the artwork. Professional or non-standard framing is an unnecessary expense. After Competition is the time to have the work professionally framed. The Competition strongly recommends the use of a strip frame.
  - b. Strip frames are plain (one color), simple, non-textured, light weight and inexpensive frames one to two inches wide. **The frames must be exterior frames, visible from the front and sides of the art work (not gallery wraps).** They are readily available from a variety of suppliers and frame shops. Matting alone **is not** an acceptable substitute for framing.
  - c. The maximum size for the entry, including matting and the frame, may not exceed **30 inches** in any direction. No multi-framed entries will be accepted. Entry must be contained within one frame. No double-matted entries are permitted. **No entry is to exceed 15 pounds.**
  - d. **Hanging:** All artwork must be ready to hang on display when submitted for competition. Securely attach a **hook and eye** on opposite sides of the frame and connect with **wire**. This is the required method for hanging.
5. When entries are submitted, they must include the following:
  - a. Project Information form (typed)
  - b. 8" x 2" **Information card** typed and securely attached to the art work on the lower right hand corner of the entry
  - c. 8" x 2" **Title card** typed and securely attached to the art work on the upper left hand corner of the entry

6. Concept and design must be completely original.
7. Good examples: computer illustrations, collages, mosaics
8. The work of art entered must be totally composed within the computer.
  - a. The student's own original art work may be scanned into the computer and colorized, texturized or redesigned within the computer.
  - b. Artworks incorporating scanned art or photos **must** enclose a copy of the original art or photos.
  - c. No commercial photography or clipart may appear in the composition (including commercial photography with computer filters and effects used/placed on them).
  - d. Stock photography may be used if a CD-Rom or printed copy of all images and website addresses used are included with the entry.
9. Any software used must be listed on the Project Information Form.
10. The entry must be printed using either a color or black/white printer.

**Check-in:** All entries must be submitted for judging by the time indicated on the schedule. The Project Information form, Information Card (securely attached to the entry), Title Card (securely attached to the entry), and proper framing must accompany the student's work in order to qualify. Entries that do not meet the standards and guidelines of the competition will be automatically disqualified by the event facilitator **prior to judging**. The Competition will not provide frames or hanging devices for entries at check-in. **The student does not need to submit copies of the judging form with the entry.**

### Judging:

1. Winners will be awarded point values as stated in the overall rules. If, in the opinion of the judges, an entry does not meet minimum standards, it will not be placed nor have points awarded, even if there are fewer than six entries.
2. When judging art, the following are some of the criteria that the judges consider:

#### Selection

- a. **Standard:** adheres to Christian values and Competition standards
- b. **Originality:** must be the original work of the student; copied work of other artists will not be accepted. **Only new work which began after the previous year's competition (May 29, 2011) is eligible for submission.**
- c. **Preparation:** selection demonstrates effort, time and thought in preparation

#### Presentation/Technique

- a. **Composition:** the arrangement of the elements of art into a unified whole; apparent focal point; appropriate use of space; creates a natural flow of image(s) for the eye
- b. **Finished presentation:** demonstrates completeness; overall size is not larger than 30 x 30 inches; entry does not project beyond the width of the frame; appropriately matted and framed; clean appearance; free of smudges; without major flaws
- c. **Technique:** proper use of medium to produce the desired effect
- d. **Color/values:** use of harmonies, shading, contrast and/or gradation that appeal to the content of the subject matter and create emphasis and interest
- e. **Consistency:** consistent use of medium, i.e. effective choice and manipulation of materials
- f. **Balance:** the arrangement of the art elements in a piece of artwork so that visual equilibrium (radial, informal, symmetrical, or asymmetrical) is created

#### Communication

- a. **Concept:** self explanatory; avoids overused ideas or concepts; message and purpose is easily understood
- b. **Impact:** provides initial visual impact; is visually persuasive i.e. influences or affects the senses, emotions and/or intellect
- c. **Appeal:** relevant; captures the interest of a wide variety of audiences

## STAINED GLASS – 420

1. Entries must have a wooden or lead frame
2. An eye hook and chain must be attached for hanging
3. The student must cut the glass and solder all the necessary pieces together to complete the project
4. Pattern must be submitted
5. The entry must be a flat piece, ready for hanging
6. Entry may not exceed 3' x 4'
7. Painted-on colors or oven-baked entries are not permissible
8. Work must be the student's original design and color selection
9. Commercial patterns may be used, but the student must choose his or her own colors, glass, texture, etc. in order for the design to be considered an original design
10. Kits are not permissible
11. When entries are submitted, they must include the following:
  - a. Project Information form (typed)
  - b. 8" x 2" Information card typed and securely attached to the art work
  - c. 8" x 2" Title card typed and securely attached to the art work

## **POTTERY – 430**

1. The student must begin with clay
2. Clay must be formed and fired
3. Project may be painted or glazed
4. Piece must not exceed 12" in any direction
5. When entries are submitted, they must include the following:
  - a. Project Information form (typed)
  - b. 8" x 2" Information card typed and securely attached to the art work
  - c. 8" x 2" Title card typed and securely attached to the art work

## **CLOTHING PRODUCTION– 440-480**

### **Guidelines**

Clothing Production entries must be accompanied by the pattern envelope which contains a picture of the finished garment. However, the actual pattern need not be submitted. There is an exception to this guideline: If the garment is originally designed by the student, then a sketch of the finished garment and the original pattern must be submitted. The entire entry must be sewn by the student.

Points will be given or taken away for neatness and technique on such items as putting in zippers, sewing on buttons, seam-finishing, hems, facings and linings. Neatness of sewing and overall skill will be of utmost importance in the final judging of entry.

Other than general instruction and supervision, students must not receive assistance with the project. A student may enter as many divisions as desired, but there must be no more than one entry per division per school.

### **Items Needed to Accompany All Clothing Design Entries**

A large zippered bag containing the following items should be attached to the entry:

1. Two judging forms with the upper portion completed.
2. Pattern envelope (or pattern and sketch, if original design).
3. Clothing should have the name of the contestant sewn in on the back inside neckline. Submissions should be in a clear, plastic garment bag (or some sort of bag/covering for protection) during transportation.

A critique will be conducted during the week of Competition to discuss entries.

### **Pick up**

Entries must be picked up on Friday at the designated time noted on the competition schedule. Students are responsible for packaging, transporting and proper handling of their own entries. The Competition assumes no responsibility for lost, stolen or damaged property.



## CLOTHING PRODUCTION – 440

### Guidelines

Clothing Production entries must be accompanied by the pattern envelope which contains a picture of the finished garment. However, the actual pattern need not be submitted. There is an exception to this guideline: If the garment is originally designed by the student, then a sketch of the finished garment and the original pattern must be submitted. The entire entry must be sewn by the student.

Points will be given or taken away for neatness and technique on such items as putting in zippers, sewing on buttons, seam-finishing, hems, facings and linings. Neatness of sewing and overall skill will be of utmost importance in the final judging of entry.

Other than general instruction and supervision, students must not receive assistance with the project. A student may enter as many divisions as desired, but there must be no more than one entry per division per school.

1. Students may enter one garment of their choice. The garment may be any one piece of clothing.
2. Students may not submit a **hat. Hats** will be entries under the Design Project category this year.
3. Entries will be judged by effectiveness of the production, accuracy to the pattern and sewing technique.
4. Embellishments can be added.
5. When checking in the entry, students will be asked to select a time at which they will return to model the piece for the judges. The student may choose to have another individual model the garment.

### Items Needed to Accompany All Clothing Design Entries

A large zippered bag containing the following items should be attached to the entry:

1. **Two judging forms with the upper portion completed.**
2. Pattern envelope (or pattern and sketch, if original design).
3. Clothing should have the name of the contestant sewn in on the back inside neckline. Submissions should be in a clear, plastic garment bag (or some sort of bag/covering for protection) during transportation.

A critique will be conducted during the week of Competition to discuss entries.

### Pick up

Entries must be picked up on Friday at the designated time noted on the competition schedule. Students are responsible for packaging, transporting and proper handling of their own entries. The Competition assumes no responsibility for lost, stolen or damaged property.

## DESIGN PROJECT – 480

### Guidelines

Clothing Production entries must be accompanied by the pattern envelope which contains a picture of the finished garment. However, the actual pattern need not be submitted. There is an exception to this guideline: If the garment is originally designed by the student, then a sketch of the finished garment and the original pattern must be submitted. The entire entry must be sewn by the student.

Points will be given or taken away for neatness and technique on such items as putting in zippers, sewing on buttons, seam-finishing, hems, facings and linings. Neatness of sewing and overall skill will be of utmost importance in the final judging of entry.

Other than general instruction and supervision, students must not receive assistance with the project. A student may enter as many divisions as desired, but there must be no more than one entry per division per school.

1. This year's project is a **hat**. The scarf can be part of an outfit, a fashion accessory that could be use with several outfits or be a functional winter accessory (for warmth). The scarf can be knitted, crocheted, sewn, embroidered, beaded, woven, etc.
2. Patterns must be submitted and may be either a commercial or original design
3. Entries will be judged by: effectiveness of the production, accuracy to the pattern and workmanship

### Items Needed to Accompany All Clothing Design Entries

A large zippered bag containing the following items should be attached to the entry:

1. **Two judging forms with the upper portion completed.**
2. Pattern envelope (or pattern and sketch, if original design).
3. Clothing should have the name of the contestant sewn in on the back inside neckline. Submissions should be in a clear, plastic garment bag (or some sort of bag/covering for protection) during transportation.

A critique will be conducted during the week of Competition to discuss entries.

### Pick up

Entries must be picked up on Friday at the designated time noted on the competition schedule. Students are responsible for packaging, transporting and proper handling of their own entries. The Competition assumes no responsibility for lost, stolen or damaged property.

## FASHION SKETCHES – 490


The purpose of this event is to display creativity and build skill in fashion design.

Student competitors will submit original sketches of a subject in four settings. The subject should be nondescript and may not be a known person or dramatic or literary character. The student will choose four of the five settings listed below.

1. Formal
2. Professional
3. Casual
4. Costume
5. Transitional (day wear that can transition into night-out style(s))

Within each setting, the subject should be shown from both the front and back views. There should be a total of 4 settings and 8 sketches.

All sketches should be completed on sketch paper and should be drawn entirely with colored pencil, pen/ink, and/or watercolor paints. A combination of these media may be used. All sketches should be no smaller than 8.5" X 11" and mounted on a tri-fold project display board (like those used for science fair displays). Each sketch should be labeled according to the style it portrays. A sturdy thin protective cover (e.g. Plexiglas material or a transparency) is recommended to protect the sketches. Fabric swatches should also be added.



**Sketches will be judged according to the following guidelines:**

1. Style
  - a. Do the designs portray a sense of style?
  - b. Is the style unique/original?
  - c. Is there a similar pattern/style that flows through each sketch?

## 2. Technique

- a. Have the designs been sketched using the accepted media only (see list above)?
- b. Are the sketches drawn according to a consistent scale?
- c. Do the sketches include appropriate detail?
- d. Have the sketches been drawn effectively?

Sketches may not be traced, copied or otherwise reproduced from published or unpublished photographs. All work must be original and inspired by the student. The student's advisor will document this on the Fashion Sketches Project Information form to be attached to the entry at the time of submission. An 8" x 2" Information card should be typed and securely attached to the entry. An 8" x 2" Title card should be typed and securely attached to the entry as well.

## PHOTOGRAPHY 500-599

The Photography events demonstrate the artistic ability to capture God's unique creations in aesthetically pleasing compositions.

NOTE: Photography entries may be "send-in" entries.

NOTE: Only one photograph (either color or black/white) per category per school may be entered.

### Guidelines for Photography

1. **Standard:** The photography competition is an opportunity to demonstrate the unique point of view of the competitor. All entries must adhere to Christian values for content and to the Competition standards. For example, entries must neither glorify nor edify non-Christian personalities, nor portray an anti-Christian theme. If your subject matter is questionable, submit a copy to the Competition Coordinator for a ruling before spending time on an entry which may not qualify for competition. The Competition has the right to refuse any item that does not conform to the standards.
2. **Originality:**
  - a. All work must be the original work of the student. Other than general Instructions, the student must receive no outside assistance. **Only photographs taken after the previous year's competition (May 29, 2011) are eligible for submission.**
  - b. Each piece of work must be self-explanatory. Writing, that is not a vital part of the photograph itself, is not permitted. Writing is not permitted on the matting or frame.
3. **Copyrights:** Photographs are considered works of art and are protected by federal copyright laws. The work of others must not be copied. This includes copying photographs. The student must expose the negative or positive used to make the print in the camera.
4. **Types and Sizes of Photographs:** Photographs may be made by using various types of cameras, including digital. Photographs may not be modified or improved through either traditional or electronic means after the photograph has been taken. If a digital camera is used, the image must not be altered in any way. **For each category listed below, photographs may be black/white or color. All photographs must be 8" x 10" in size.** Cropping pictures is allowed as long as the final size of the cropped photograph meets the size requirement. (Be sure to crop out the date.)
5. **Matting:** For display purposes, photographs should be single matted with picture matting board (available in the framing section of arts and crafts stores.) **Black and white photographs should be matted in white matting and color photographs should be matted in black matting.** Matting should not exceed 3" in width. The "window" may be cut in any shape (e.g. oval, rectangular, round, etc.). Refer to the Competition Web site for matting instructions.
6. **Framing:** **All photographs must be framed with no glass.** The frame should be a narrow black frame, either metal or wood with no additional colors or embellishments. The frame must be assembled with the **glass removed**. If you have any questions, please contact the Competition Coordinator or the event facilitator. Pictures of acceptable frames may be found on the Competition Web site.
7. **Hanging for Display:** All photography entries must be ready to hang on display when submitted for competition. Frames should have a hook and wire **securely** attached for hanging.

8. **Check-in:** All entries must be submitted for judging by the time indicated on the competition schedule. Each school may submit only one entry per category. The entry may be black/white or color. The Project Information Form, the Information Card, and the Identification Card must accompany the student's work in order to qualify. Entries which do not meet the standards and guidelines of the Competition will be automatically disqualified by the event facilitator **prior to judging**. When checking in, please ensure entries are ready to hang. The Competition will not provide materials for mounting, matting or hanging at check-in. The student does not need to submit copies of the judging form with the entry.

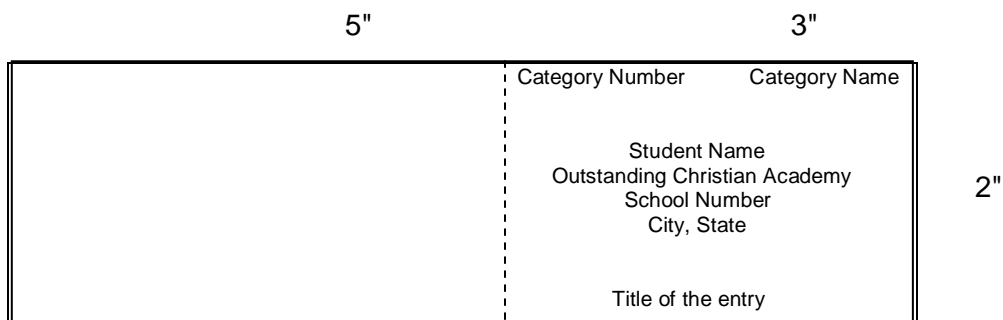
#### Items to Accompany Entry:

1. The Project Information Form must be completely and properly filled out and signed by the student and supervisor. It will be submitted with the entry at check-in.
2. An 8" x 2" Information Card with the following information typed on the right 3" end of the card:

Top Left:	Category Number
Top right:	Category Name
Center:	Student Name, School Number, City and State
Bottom (Centered):	Title

This card should be **securely** attached to the back lower right hand corner of your photograph so that the 3" portion with writing extends beyond the frame and is completely visible and readable from the front of the photograph when it is displayed. This card will serve as the only identification card for the photograph. Therefore, photos without an Information Card will be disqualified.

Sample Information Card (Card Stock)



LENGTH 8" x WIDTH 2"

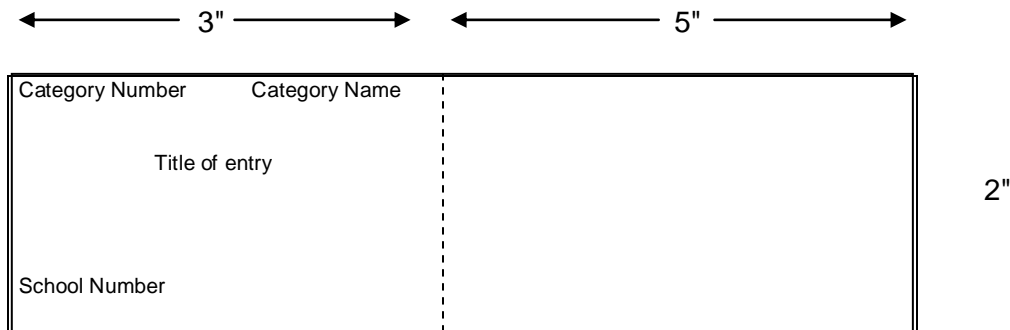
3. An 8" x 2" Title Card should have the following information **TYPED** on the left 3" end of the card:

Top Left:	Category Number
Top right:	Category Name
Center:	The Title of the Entry
Bottom (Centered):	School Number

This card should be **securely** attached to the back upper left hand corner of your artwork so that the 3" portion with writing extends beyond the frame and is completely visible and readable from the front of

the artwork when it is displayed. This card will serve as the identification card for the artwork during judging. Therefore, artwork without an Identification Card will be disqualified.

#### Sample Title Card (Card Stock)



### Judging

Winners will be selected from each category. These placements are awarded point values as stated in the overall rules. If, in the opinion of the judges, an entry does not meet minimum standards, it will not place nor have points awarded, even if there are fewer than six entries.

When judging photography, the following are some of the things that the judges consider:

#### Selection

- Standard:** adheres to Christian values and Competition standards
- Originality:** must be the original work of the student; copied work of other artists will not be accepted. **Only new work which began after the previous year's competition (May 29, 2011) is eligible for submission.**
- Preparation:** selection demonstrates effort, time and thought in preparation

#### Presentation/Technique

- Composition:** the arrangement of the elements of art into a unified whole; apparent focal point; appropriate use of space; creates a natural flow of image(s) for the eye
- Finished presentation:** demonstrates completeness; overall size is not larger than 30 x 30 inches; entry does not project beyond the width of the frame; appropriately matted and framed; clean appearance; free of smudges; without major flaws
- Technique:** proper use of medium to produce the desired effect
- Color/values:** use of harmonies, shading, contrast and/or gradation that appeal to the content of the subject matter and create emphasis and interest
- Consistency:** consistent use of medium, i.e. effective choice and manipulation of materials
- Balance:** the arrangement of the art elements in a piece of artwork so that visual equilibrium (radial, informal, symmetrical, or asymmetrical) is created

#### Communication

- Concept:** self explanatory; avoids overused ideas or concepts; message and purpose is easily understood
- Impact:** provides initial visual impact; is visually persuasive i.e. influences or affects the senses, emotions and/or intellect
- Appeal:** relevant; captures the interest of a wide variety of audiences

**Critique Session**

Students and sponsors are encouraged to attend the photography critique session. The judges share valuable information and suggestions with the students and sponsors at this time.

**Pick up**

Entries must be picked up on Friday at the designated time noted on the competition schedule. Students are responsible for packaging, transporting and proper handling of their own entries. The Competition cannot assume responsibility for any lost, stolen or damaged property.



## ACTION PHOTOGRAPHY – 500

Photograph depicting action may include:

- a. Peak action
- b. The split second in which real action slows or stops
- c. A moment in which the action reaches a peak but continued action is indicated
- d. Blurred movement
- e. The impression of movement of just the subject and not the whole photograph
- f. Live subjects

1. **Standard:** The photography competition is an opportunity to demonstrate the unique point of view of the competitor. All entries must adhere to Christian values for content and to the Competition standards. For example, entries must neither glorify nor edify non-Christian personalities, nor portray an anti-Christian theme. If your subject matter is questionable, submit a copy to the Competition Coordinator for a ruling before spending time on an entry which may not qualify for competition. The Competition has the right to refuse any item that does not conform to the standards.
2. **Originality:**
  - a. All work must be the original work of the student. Other than general Instructions, the student must receive no outside assistance. **Only photographs taken after the previous year's competition (May 29, 2011) are eligible for submission.**
  - b. Each piece of work must be self-explanatory. Writing, that is not a vital part of the photograph itself, is not permitted. Writing is not permitted on the matting or frame.
3. **Copyrights:** Photographs are considered works of art and are protected by federal copyright laws. The work of others must not be copied. This includes copying photographs. The student must expose the negative or positive used to make the print in the camera.
4. **Types and Sizes of Photographs:** Photographs may be made by using various types of cameras, including digital. Photographs may not be modified or improved through either traditional or electronic means after the photograph has been taken. If a digital camera is used, the image must not be altered in any way. For each category listed below, photographs may be black/white or color. **All photographs must be 8" x 10" in size.** Photographs may be cropped with matting as long as photographs and matting meet size requirements. Cropping pictures is allowed as long as photographs meet size requirements. (Be sure to crop out the date.)
5. **Matting:** For display purposes, photographs should be single matted in white or black picture matting board (available in the framing section of arts and crafts stores.) **Black and White photographs should be matted in white matting and color photographs should be matted in black matting.** Matting should not exceed 3" in width. The "window" may be cut in any shape (e.g. oval, rectangular, round, etc.). Refer to the Competition Web site for matting instructions.
6. **Framing:** **All photographs must be framed with no glass.** The frame should be a narrow black frame, either metal or wood with no additional colors or embellishments. The frame must be assembled with the **glass removed**. If you have any questions, please contact the Competition Coordinator or the event facilitator. Pictures of acceptable frames may be found on the Competition Web site.

7. **Hanging for Display:** All photography entries must be ready to hang on display when submitted for competition. Frames should have a hook and wire **securely** attached for hanging.
8. **Check-in:** All entries must be submitted for judging by the time indicated on the competition schedule. Each school may submit only one entry per category. The entry may be black/white or color. The Project Information Form, the Information Card, and the Title Card must accompany the student's work in order to qualify. Entries that do not meet the standards and guidelines of the Competition will be automatically disqualified by the event facilitator **prior to judging**. When checking in, please ensure entries are ready to hang. The Competition will not provide materials for mounting, matting or hanging at check-in. The student does not need to submit copies of the judging form with the entry.

#### Items to Accompany Entry:

1. The Project Information Form must be completely and properly filled out and signed by the student and supervisor. It will be submitted with the entry at check-in.
2. An 8" x 2" Information Card should be **securely** attached to the back lower right hand corner of your photograph
3. An 8" x 2" Title Card should be **securely** attached to the back upper left hand corner of your photograph

#### Judging

Winners will be selected from each category. These placements are awarded point values as stated in the overall rules. If, in the opinion of the judges, an entry does not meet minimum standards, it will not place nor have points awarded, even if there are fewer than six entries.

When judging photography, the following are some of the things that the judges consider:

##### Selection

- a. **Standard:** adheres to Christian values and Competition standards
- b. **Originality:** must be the original work of the student; copied work of other artists will not be accepted. **Only new work which began after the previous year's competition (May 29, 2011) is eligible for submission.**
- c. **Preparation:** selection demonstrates effort, time and thought in preparation

##### Presentation/Technique

- a. **Composition:** the arrangement of the elements of art into a unified whole; apparent focal point; appropriate use of space; creates a natural flow of image(s) for the eye
- b. **Finished presentation:** demonstrates completeness; overall size is not larger than 30 x 30 inches; entry does not project beyond the width of the frame; appropriately matted and framed; clean appearance; free of smudges; without major flaws
- c. **Technique:** proper use of medium to produce the desired effect
- d. **Color/values:** use of harmonies, shading, contrast and/or gradation that appeal to the content of the subject matter and create emphasis and interest
- e. **Consistency:** consistent use of medium, i.e. effective choice and manipulation of materials
- f. **Balance:** the arrangement of the art elements in a piece of artwork so that visual equilibrium (radial, informal, symmetrical, or asymmetrical) is created

##### Communication

- a. **Concept:** self explanatory; avoids overused ideas or concepts; message and purpose is easily understood
- b. **Impact:** provides initial visual impact; is visually persuasive i.e. influences or affects the senses, emotions and/or intellect
- c. **Appeal:** relevant; captures the interest of a wide variety of audiences

**Critique Session:** Students and sponsors are encouraged to attend the photography critique session. The judges share valuable information and suggestions with the students and sponsors at this time.

**Pick up:** Entries must be picked up on Friday at the designated time noted on the competition schedule. Students are responsible for packaging, transporting and proper handling of their own entries. The Competition cannot assume responsibility for any lost, stolen or damaged property.

## STILL PHOTOGRAPHY – 510

Any photograph using pre-arranged objects which are no larger than 4 feet x 4 feet only. This means all objects in photograph have been arranged by the photographer.

Live subjects (humans, animals, insects, etc.) may not be included

Photographer is responsible for arranging everything in the photo

1. **Standard:** The photography competition is an opportunity to demonstrate the unique point of view of the competitor. All entries must adhere to Christian values for content and to the Competition standards. For example, entries must neither glorify nor edify non-Christian personalities, nor portray an anti-Christian theme. If your subject matter is questionable, submit a copy to the Competition Coordinator for a ruling before spending time on an entry which may not qualify for competition. The Competition has the right to refuse any item that does not conform to the standards.
2. **Originality:**
  - a. All work must be the original work of the student. Other than general Instructions, the student must receive no outside assistance. **Only photographs taken after the previous year's competition (May 29, 2011) are eligible for submission.**
  - b. Each piece of work must be self-explanatory. Writing, that is not a vital part of the photograph itself, is not permitted. Writing is not permitted on the matting or frame.
3. **Copyrights:** Photographs are considered works of art and are protected by federal copyright laws. The work of others must not be copied. This includes copying photographs. The student must expose the negative or positive used to make the print in the camera.
4. **Types and Sizes of Photographs:** Photographs may be made by using various types of cameras, including digital. Photographs may not be modified or improved through either traditional or electronic means after the photograph has been taken. If a digital camera is used, the image must not be altered in any way. For each category listed below, photographs may be black/white or color. **All photographs must be 8" x 10" in size. Photographs may be cropped with matting as long as photographs and matting meet size requirements. Cropping pictures is allowed as long as photographs meet size requirements. (Be sure to crop out the date.)**
5. **Matting:** For display purposes, photographs should be single matted in white or black picture matting board (available in the framing section of arts and crafts stores.) **Black and white photographs should be matted in white matting and color photographs should be matted in black matting.** Matting should not exceed 3" in width. The "window" may be cut in any shape (e.g. oval, rectangular, round, etc.). Refer to the Competition Web site for matting instructions.
6. **Framing:** **All photographs must be framed with no glass.** The frame should be a narrow black frame, either metal or wood with no additional colors or embellishments. The frame must be assembled with the **glass removed**. If you have any questions, please contact the Competition Coordinator or the event facilitator. Pictures of acceptable frames may be found on the Competition Web site.
7. **Hanging for Display:** All photography entries must be ready to hang on display when submitted for competition. Frames should have a hook and wire **securely** attached for hanging.

8. **Check-in:** All entries must be submitted for judging by the time indicated on the competition schedule. Each school may submit only one entry per category. The entry may be black/white or color. The Project Information Form, the Information Card, and the Title Card must accompany the student's work in order to qualify. Entries that do not meet the standards and guidelines of the Competition will be automatically disqualified by the event facilitator **prior to judging**. When checking in, please ensure entries are ready to hang. The Competition will not provide materials for mounting, matting or hanging at check-in. The student does not need to submit copies of the judging form with the entry.

#### Items to Accompany Entry:

1. The Project Information Form must be completely and properly filled out and signed by the student and supervisor. It will be submitted with the entry at check-in.
2. An 8" x 2" Information Card should be **securely** attached to the back lower right hand corner of your photograph
3. An 8" x 2" Title Card should be **securely** attached to the back upper left hand corner of your photograph

#### Judging

Winners will be selected from each category. These placements are awarded point values as stated in the overall rules. If, in the opinion of the judges, an entry does not meet minimum standards, it will not place nor have points awarded, even if there are fewer than six entries.

When judging photography, the following are some of the things that the judges consider:

##### Selection

- a. **Standard:** adheres to Christian values and Competition standards
- b. **Originality:** must be the original work of the student; copied work of other artists will not be accepted. **Only new work which began after the previous year's competition (May 29, 2011) is eligible for submission.**
- c. **Preparation:** selection demonstrates effort, time and thought in preparation

##### Presentation/Technique

- a. **Composition:** the arrangement of the elements of art into a unified whole; apparent focal point; appropriate use of space; creates a natural flow of image(s) for the eye
- b. **Finished presentation:** demonstrates completeness; overall size is not larger than 30 x 30 inches; entry does not project beyond the width of the frame; appropriately matted and framed; clean appearance; free of smudges; without major flaws
- c. **Technique:** proper use of medium to produce the desired effect
- d. **Color/values:** use of harmonies, shading, contrast and/or gradation that appeal to the content of the subject matter and create emphasis and interest
- e. **Consistency:** consistent use of medium, i.e. effective choice and manipulation of materials
- f. **Balance:** the arrangement of the art elements in a piece of artwork so that visual equilibrium (radial, informal, symmetrical, or asymmetrical) is created

##### Communication

- a. **Concept:** self explanatory; avoids overused ideas or concepts; message and purpose is easily understood
- b. **Impact:** provides initial visual impact; is visually persuasive i.e. influences or affects the senses, emotions and/or intellect
- c. **Appeal:** relevant; captures the interest of a wide variety of audiences

**Critique Session:** Students and sponsors are encouraged to attend the photography critique session. The judges share valuable information and suggestions with the students and sponsors at this time.

**Pick up:** Entries must be picked up on Friday at the designated time noted on the competition schedule. Students are responsible for packaging, transporting and proper handling of their own entries. The Competition cannot assume responsibility for any lost, stolen or damaged property.

## NATURAL PHOTOGRAPHY – 515

Any photograph capturing a setting that has not been pre-arranged by the photographer. There is no size limit to the objects in the photograph.

Live subjects (humans, animals, insects, etc.) may not be included; but plants may be included in the photograph

An example of this type of photograph is one where the subject is a rusted out abandoned car with daisies growing out of the engine block

1. **Standard:** The photography competition is an opportunity to demonstrate the unique point of view of the competitor. All entries must adhere to Christian values for content and to the Competition standards. For example, entries must neither glorify nor edify non-Christian personalities, nor portray an anti-Christian theme. If your subject matter is questionable, submit a copy to the Competition Coordinator for a ruling before spending time on an entry which may not qualify for competition. The Competition has the right to refuse any item that does not conform to the standards.
2. **Originality:**
  - a. All work must be the original work of the student. Other than general Instructions, the student must receive no outside assistance. **Only photographs taken after the previous year's competition (May 29, 2011) are eligible for submission.**
  - b. Each piece of work must be self-explanatory. Writing, that is not a vital part of the photograph itself, is not permitted. Writing is not permitted on the matting or frame.
3. **Copyrights:** Photographs are considered works of art and are protected by federal copyright laws. The work of others must not be copied. This includes copying photographs. The student must expose the negative or positive used to make the print in the camera.
4. **Types and Sizes of Photographs:** Photographs may be made by using various types of cameras, including digital. Photographs may not be modified or improved through either traditional or electronic means after the photograph has been taken. If a digital camera is used, the image must not be altered in any way. For each category listed below, photographs may be black/white or color. **All photographs must be 8" x 10" in size.** Photographs may be cropped with matting as long as photographs and matting meet size requirements. Cropping pictures is allowed as long as photographs meet size requirements. (Be sure to crop out the date.)
5. **Matting:** For display purposes, photographs should be single matted in white or black picture matting board (available in the framing section of arts and crafts stores.) **Black and white photographs should be matted in white matting and color photographs should be matted in black matting.** Matting should not exceed 3" in width. The "window" may be cut in any shape (e.g. oval, rectangular, round, etc.). Refer to the Competition Web site for matting instructions.
6. **Framing:** **All photographs must be framed with no glass.** The frame should be a narrow black frame, either metal or wood with no additional colors or embellishments. The frame must be assembled with the **glass removed**. If you have any questions, please contact the Competition Coordinator or the event facilitator. Pictures of acceptable frames may be found on the Competition Web site.

7. **Hanging for Display:** All photography entries must be ready to hang on display when submitted for competition. Frames should have a hook and wire **securely** attached for hanging.
8. **Check-in:** All entries must be submitted for judging by the time indicated on the competition schedule. Each school may submit only one entry per category. The entry may be black/white or color. The Project Information Form, the Information Card, and the Title Card must accompany the student's work in order to qualify. Entries that do not meet the standards and guidelines of the Competition will be automatically disqualified by the event facilitator **prior to judging**. When checking in, please ensure entries are ready to hang. The Competition will not provide materials for mounting, matting or hanging at check-in. The student does not need to submit copies of the judging form with the entry.

#### Items to Accompany Entry:

1. The Project Information Form must be completely and properly filled out and signed by the student and supervisor. It will be submitted with the entry at check-in.
2. An 8" x 2" Information Card should be **securely** attached to the back lower right hand corner of your photograph
3. An 8" x 2" Title Card should be **securely** attached to the back upper left hand corner of your photograph

#### Judging

Winners will be selected from each category. These placements are awarded point values as stated in the overall rules. If, in the opinion of the judges, an entry does not meet minimum standards, it will not place nor have points awarded, even if there are fewer than six entries.

When judging photography, the following are some of the things that the judges consider:

##### Selection

- a. **Standard:** adheres to Christian values and Competition standards
- b. **Originality:** must be the original work of the student; copied work of other artists will not be accepted. **Only new work which began after the previous year's competition (May 29, 2011) is eligible for submission.**
- c. **Preparation:** selection demonstrates effort, time and thought in preparation

##### Presentation/Technique

- a. **Composition:** the arrangement of the elements of art into a unified whole; apparent focal point; appropriate use of space; creates a natural flow of image(s) for the eye
- b. **Finished presentation:** demonstrates completeness; overall size is not larger than 30 x 30 inches; entry does not project beyond the width of the frame; appropriately matted and framed; clean appearance; free of smudges; without major flaws
- c. **Technique:** proper use of medium to produce the desired effect
- d. **Color/values:** use of harmonies, shading, contrast and/or gradation that appeal to the content of the subject matter and create emphasis and interest
- e. **Consistency:** consistent use of medium, i.e. effective choice and manipulation of materials
- f. **Balance:** the arrangement of the art elements in a piece of artwork so that visual equilibrium (radial, informal, symmetrical, or asymmetrical) is created

##### Communication

- a. **Concept:** self explanatory; avoids overused ideas or concepts; message and purpose is easily understood
- b. **Impact:** provides initial visual impact; is visually persuasive i.e. influences or affects the senses, emotions and/or intellect
- c. **Appeal:** relevant; captures the interest of a wide variety of audiences



**Critique Session:** Students and sponsors are encouraged to attend the photography critique session. The judges share valuable information and suggestions with the students and sponsors at this time.

**Pick up:** Entries must be picked up on Friday at the designated time noted on the competition schedule. Students are responsible for packaging, transporting and proper handling of their own entries. The Competition cannot assume responsibility for any lost, stolen or damaged property.

## ARCHITECTURE – 520

Photographs of man-made structures such as:

- a. Residential
- b. Commercial
- c. Governmental
- d. Historical

Emphasize lines, shape, form, texture

Does not include sculpture unless the sculpture is an integral part of the structure

1. **Standard:** The photography competition is an opportunity to demonstrate the unique point of view of the competitor. All entries must adhere to Christian values for content and to the Competition standards. For example, entries must neither glorify nor edify non-Christian personalities, nor portray an anti-Christian theme. If your subject matter is questionable, submit a copy to the Competition Coordinator for a ruling before spending time on an entry which may not qualify for competition. The Competition has the right to refuse any item that does not conform to the standards.
2. **Originality:**
  - a. All work must be the original work of the student. Other than general Instructions, the student must receive no outside assistance. **Only photographs taken after the previous year's competition (May 29, 2011) are eligible for submission.**
  - b. Each piece of work must be self-explanatory. Writing, that is not a vital part of the photograph itself, is not permitted. Writing is not permitted on the matting or frame.
3. **Copyrights:** Photographs are considered works of art and are protected by federal copyright laws. The work of others must not be copied. This includes copying photographs. The student must expose the negative or positive used to make the print in the camera.
4. **Types and Sizes of Photographs:** Photographs may be made by using various types of cameras, including digital. Photographs may not be modified or improved through either traditional or electronic means after the photograph has been taken. If a digital camera is used, the image must not be altered in any way. For each category listed below, photographs may be black/white or color. **All photographs must be 8" x 10" in size.** Photographs may be cropped with matting as long as photographs and matting meet size requirements. Cropping pictures is allowed as long as photographs meet size requirements. (Be sure to crop out the date.)
5. **Matting:** For display purposes, photographs should be single matted in white or black picture matting board (available in the framing section of arts and crafts stores.) **Black and white photographs should be matted in white matting and color photographs should be matted in black matting.** Matting should not exceed 3" in width. The "window" may be cut in any shape (e.g. oval, rectangular, round, etc.). Refer to the Competition Web site for matting instructions.
6. **Framing:** **All photographs must be framed with no glass.** The frame should be a narrow black frame, either metal or wood with no additional colors or embellishments. The frame must be assembled with the **glass removed**. If you have any questions, please contact the Competition Coordinator or the event facilitator. Pictures of acceptable frames may be found on the Competition Web site.

7. **Hanging for Display:** All photography entries must be ready to hang on display when submitted for competition. Frames should have a hook and wire **securely** attached for hanging.
8. **Check-in:** All entries must be submitted for judging by the time indicated on the competition schedule. Each school may submit only one entry per category. The entry may be black/white or color. The Project Information Form, the Information Card, and the Title Card must accompany the student's work in order to qualify. Entries that do not meet the standards and guidelines of the Competition will be automatically disqualified by the event facilitator **prior to judging**. When checking in, please ensure entries are ready to hang. The Competition will not provide materials for mounting, matting or hanging at check-in. The student does not need to submit copies of the judging form with the entry.

#### Items to Accompany Entry:

1. The Project Information Form must be completely and properly filled out and signed by the student and supervisor. It will be submitted with the entry at check-in.
2. An 8" x 2" Information Card should be **securely** attached to the back lower right hand corner of your photograph
3. An 8" x 2" Title Card should be **securely** attached to the back upper left hand corner of your photograph

#### Judging

Winners will be selected from each category. These placements are awarded point values as stated in the overall rules. If, in the opinion of the judges, an entry does not meet minimum standards, it will not place nor have points awarded, even if there are fewer than six entries.

When judging photography, the following are some of the things that the judges consider:

##### Selection

- a. **Standard:** adheres to Christian values and Competition standards
- b. **Originality:** must be the original work of the student; copied work of other artists will not be accepted. **Only new work which began after the previous year's competition (May 29, 2011) is eligible for submission.**
- c. **Preparation:** selection demonstrates effort, time and thought in preparation

##### Presentation/Technique

- a. **Composition:** the arrangement of the elements of art into a unified whole; apparent focal point; appropriate use of space; creates a natural flow of image(s) for the eye
- b. **Finished presentation:** demonstrates completeness; overall size is not larger than 30 x 30 inches; entry does not project beyond the width of the frame; appropriately matted and framed; clean appearance; free of smudges; without major flaws
- c. **Technique:** proper use of medium to produce the desired effect
- d. **Color/values:** use of harmonies, shading, contrast and/or gradation that appeal to the content of the subject matter and create emphasis and interest
- e. **Consistency:** consistent use of medium, i.e. effective choice and manipulation of materials
- f. **Balance:** the arrangement of the art elements in a piece of artwork so that visual equilibrium (radial, informal, symmetrical, or asymmetrical) is created

##### Communication

- a. **Concept:** self explanatory; avoids overused ideas or concepts; message and purpose is easily understood
- b. **Impact:** provides initial visual impact; is visually persuasive i.e. influences or affects the senses, emotions and/or intellect
- c. **Appeal:** relevant; captures the interest of a wide variety of audiences

**Critique Session:** Students and sponsors are encouraged to attend the photography critique session. The judges share valuable information and suggestions with the students and sponsors at this time.

**Pick up:** Entries must be picked up on Friday at the designated time noted on the competition schedule. Students are responsible for packaging, transporting and proper handling of their own entries. The Competition cannot assume responsibility for any lost, stolen or damaged property.

## LAND/SEASCAPES – 530

Photograph depicting vast scenes such as:

- a. Mountains
- b. Beaches
- c. Deserts
- d. Forests
- e. Sunsets

No people should be in the photograph

May not include live subjects or arranged settings

1. **Standard:** The photography competition is an opportunity to demonstrate the unique point of view of the competitor. All entries must adhere to Christian values for content and to the Competition standards. For example, entries must neither glorify nor edify non-Christian personalities, nor portray an anti-Christian theme. If your subject matter is questionable, submit a copy to the Competition Coordinator for a ruling before spending time on an entry which may not qualify for competition. The Competition has the right to refuse any item that does not conform to the standards.
2. **Originality:**
  - a. All work must be the original work of the student. Other than general Instructions, the student must receive no outside assistance. **Only photographs taken after the previous year's competition (May 29, 2011) are eligible for submission.**
  - b. Each piece of work must be self-explanatory. Writing, that is not a vital part of the photograph itself, is not permitted. Writing is not permitted on the matting or frame.
3. **Copyrights:** Photographs are considered works of art and are protected by federal copyright laws. The work of others must not be copied. This includes copying photographs. The student must expose the negative or positive used to make the print in the camera.
4. **Types and Sizes of Photographs:** Photographs may be made by using various types of cameras, including digital. Photographs may not be modified or improved through either traditional or electronic means after the photograph has been taken. If a digital camera is used, the image must not be altered in any way. For each category listed below, photographs may be black/white or color. **All photographs must be 8" x 10" in size.** Photographs may be cropped with matting as long as photographs and matting meet size requirements. Cropping pictures is allowed as long as photographs meet size requirements. (Be sure to crop out the date.)
5. **Matting:** For display purposes, photographs should be single matted in white or black picture matting board (available in the framing section of arts and crafts stores.) **Black and white photographs should be matted in white matting and color photographs should be matted in black matting.** Matting should not exceed 3" in width. The "window" may be cut in any shape (e.g. oval, rectangular, round, etc.). Refer to the Competition Web site for matting instructions.
6. **Framing:** **All photographs must be framed with no glass.** The frame should be a narrow black frame, either metal or wood with no additional colors or embellishments. The frame must be assembled with the **glass removed**. If you have any questions, please contact the Competition

Coordinator or the event facilitator. Pictures of acceptable frames may be found on the Competition Web site.

7. **Hanging for Display:** All photography entries must be ready to hang on display when submitted for competition. Frames should have a hook and wire **securely** attached for hanging.
8. **Check-in:** All entries must be submitted for judging by the time indicated on the competition schedule. Each school may submit only one entry per category. The entry may be black/white or color. The Project Information Form, the Information Card, and the Title Card must accompany the student's work in order to qualify. Entries that do not meet the standards and guidelines of the Competition will be automatically disqualified by the event facilitator **prior to judging**. When checking in, please ensure entries are ready to hang. The Competition will not provide materials for mounting, matting or hanging at check-in. The student does not need to submit copies of the judging form with the entry.

#### **Items to Accompany Entry:**

1. The Project Information Form must be completely and properly filled out and signed by the student and supervisor. It will be submitted with the entry at check-in.
2. An 8" x 2" Information Card should be **securely** attached to the back lower right hand corner of your photograph
3. An 8" x 2" Title Card should be **securely** attached to the back upper left hand corner of your photograph

#### **Judging**

Winners will be selected from each category. These placements are awarded point values as stated in the overall rules. If, in the opinion of the judges, an entry does not meet minimum standards, it will not place nor have points awarded, even if there are fewer than six entries.

When judging photography, the following are some of the things that the judges consider:

##### **Selection**

- a. **Standard:** adheres to Christian values and Competition standards
- b. **Originality:** must be the original work of the student; copied work of other artists will not be accepted. **Only new work which began after the previous year's competition (May 29, 2011) is eligible for submission.**
- c. **Preparation:** selection demonstrates effort, time and thought in preparation

##### **Presentation/Technique**

- a. **Composition:** the arrangement of the elements of art into a unified whole; apparent focal point; appropriate use of space; creates a natural flow of image(s) for the eye
- b. **Finished presentation:** demonstrates completeness; overall size is not larger than 30 x 30 inches; entry does not project beyond the width of the frame; appropriately matted and framed; clean appearance; free of smudges; without major flaws
- c. **Technique:** proper use of medium to produce the desired effect
- d. **Color/values:** use of harmonies, shading, contrast and/or gradation that appeal to the content of the subject matter and create emphasis and interest
- e. **Consistency:** consistent use of medium, i.e. effective choice and manipulation of materials
- f. **Balance:** the arrangement of the art elements in a piece of artwork so that visual equilibrium (radial, informal, symmetrical, or asymmetrical) is created

##### **Communication**

- a. **Concept:** self explanatory; avoids overused ideas or concepts; message and purpose is easily understood

- b. **Impact:** provides initial visual impact; is visually persuasive i.e. influences or affects the senses, emotions and/or intellect
- c. **Appeal:** relevant; captures the interest of a wide variety of audiences

**Critique Session:** Students and sponsors are encouraged to attend the photography critique session. The judges share valuable information and suggestions with the students and sponsors at this time.

**Pick up:** Entries must be picked up on Friday at the designated time noted on the competition schedule. Students are responsible for packaging, transporting and proper handling of their own entries. The Competition cannot assume responsibility for any lost, stolen or damaged property.

## PORTRAIT – 540

Photograph of an individual or group of people (like a family portrait)

Captures the feelings and personality of the subject(s)

Either natural or planned settings

Eyes must be in focus

1. **Standard:** The photography competition is an opportunity to demonstrate the unique point of view of the competitor. All entries must adhere to Christian values for content and to the Competition standards. For example, entries must neither glorify nor edify non-Christian personalities, nor portray an anti-Christian theme. If your subject matter is questionable, submit a copy to the Competition Coordinator for a ruling before spending time on an entry which may not qualify for competition. The Competition has the right to refuse any item that does not conform to the standards.
2. **Originality:**
  - a. All work must be the original work of the student. Other than general Instructions, the student must receive no outside assistance. **Only photographs taken after the previous year's competition (May 29, 2011) are eligible for submission.**
  - b. Each piece of work must be self-explanatory. Writing, that is not a vital part of the photograph itself, is not permitted. Writing is not permitted on the matting or frame.
3. **Copyrights:** Photographs are considered works of art and are protected by federal copyright laws. The work of others must not be copied. This includes copying photographs. The student must expose the negative or positive used to make the print in the camera.
4. **Types and Sizes of Photographs:** Photographs may be made by using various types of cameras, including digital. Photographs may not be modified or improved through either traditional or electronic means after the photograph has been taken. If a digital camera is used, the image must not be altered in any way. For each category listed below, photographs may be black/white or color. **All photographs must be 8" x 10" in size.** Photographs may be cropped with matting as long as photographs and matting meet size requirements. Cropping pictures is allowed as long as photographs meet size requirements. (Be sure to crop out the date.)
5. **Matting:** For display purposes, photographs should be single matted in white or black picture matting board (available in the framing section of arts and crafts stores.) **Black and white photographs should be matted in white matting and color photographs should be matted in black matting.** Matting should not exceed 3" in width. The "window" may be cut in any shape (e.g. oval, rectangular, round, etc.). Refer to the Competition Web site for matting instructions.
6. **Framing:** **All photographs must be framed with no glass.** The frame should be a narrow black frame, either metal or wood with no additional colors or embellishments. The frame must be assembled with the **glass removed**. If you have any questions, please contact the Competition Coordinator or the event facilitator. Pictures of acceptable frames may be found on the Competition Web site.



7. **Hanging for Display:** All photography entries must be ready to hang on display when submitted for competition. Frames should have a hook and wire **securely** attached for hanging.
8. **Check-in:** All entries must be submitted for judging by the time indicated on the competition schedule. Each school may submit only one entry per category. The entry may be black/white or color. The Project Information Form, the Information Card, and the Title Card must accompany the student's work in order to qualify. Entries that do not meet the standards and guidelines of the Competition will be automatically disqualified by the event facilitator **prior to judging**. When checking in, please ensure entries are ready to hang. The Competition will not provide materials for mounting, matting or hanging at check-in. The student does not need to submit copies of the judging form with the entry.

#### Items to Accompany Entry:

1. The Project Information Form must be completely and properly filled out and signed by the student and supervisor. It will be submitted with the entry at check-in.
2. An 8" x 2" Information Card should be **securely** attached to the back lower right hand corner of your photograph
3. An 8" x 2" Title Card should be **securely** attached to the back upper left hand corner of your photograph

#### Judging

Winners will be selected from each category. These placements are awarded point values as stated in the overall rules. If, in the opinion of the judges, an entry does not meet minimum standards, it will not place nor have points awarded, even if there are fewer than six entries.

When judging photography, the following are some of the things that the judges consider:

##### Selection

- a. **Standard:** adheres to Christian values and Competition standards
- b. **Originality:** must be the original work of the student; copied work of other artists will not be accepted. **Only new work which began after the previous year's competition (May 29, 2011) is eligible for submission.**
- c. **Preparation:** selection demonstrates effort, time and thought in preparation

##### Presentation/Technique

- a. **Composition:** the arrangement of the elements of art into a unified whole; apparent focal point; appropriate use of space; creates a natural flow of image(s) for the eye
- b. **Finished presentation:** demonstrates completeness; overall size is not larger than 30 x 30 inches; entry does not project beyond the width of the frame; appropriately matted and framed; clean appearance; free of smudges; without major flaws
- c. **Technique:** proper use of medium to produce the desired effect
- d. **Color/values:** use of harmonies, shading, contrast and/or gradation that appeal to the content of the subject matter and create emphasis and interest
- e. **Consistency:** consistent use of medium, i.e. effective choice and manipulation of materials
- f. **Balance:** the arrangement of the art elements in a piece of artwork so that visual equilibrium (radial, informal, symmetrical, or asymmetrical) is created

##### Communication

- a. **Concept:** self explanatory; avoids overused ideas or concepts; message and purpose is easily understood
- b. **Impact:** provides initial visual impact; is visually persuasive i.e. influences or affects the senses, emotions and/or intellect
- c. **Appeal:** relevant; captures the interest of a wide variety of audiences

**Critique Session:** Students and sponsors are encouraged to attend the photography critique session. The judges share valuable information and suggestions with the students and sponsors at this time.

**Pick up:** Entries must be picked up on Friday at the designated time noted on the competition schedule. Students are responsible for packaging, transporting and proper handling of their own entries. The Competition cannot assume responsibility for any lost, stolen or damaged property.

## ANIMALS – 550

Photograph of animal life (includes mammals, reptiles, fish, insects, birds, amphibians)

Either natural or planned settings

1. **Standard:** The photography competition is an opportunity to demonstrate the unique point of view of the competitor. All entries must adhere to Christian values for content and to the Competition standards. For example, entries must neither glorify nor edify non-Christian personalities, nor portray an anti-Christian theme. If your subject matter is questionable, submit a copy to the Competition Coordinator for a ruling before spending time on an entry which may not qualify for competition. The Competition has the right to refuse any item that does not conform to the standards.
2. **Originality:**
  - a. All work must be the original work of the student. Other than general Instructions, the student must receive no outside assistance. **Only photographs taken after the previous year's competition (May 29, 2011) are eligible for submission.**
  - b. Each piece of work must be self-explanatory. Writing, that is not a vital part of the photograph itself, is not permitted. Writing is not permitted on the matting or frame.
3. **Copyrights:** Photographs are considered works of art and are protected by federal copyright laws. The work of others must not be copied. This includes copying photographs. The student must expose the negative or positive used to make the print in the camera.
4. **Types and Sizes of Photographs:** Photographs may be made by using various types of cameras, including digital. Photographs may not be modified or improved through either traditional or electronic means after the photograph has been taken. If a digital camera is used, the image must not be altered in any way. For each category listed below, photographs may be black/white or color. **All photographs must be 8" x 10" in size.** Photographs may be cropped with matting as long as photographs and matting meet size requirements. Cropping pictures is allowed as long as photographs meet size requirements. (Be sure to crop out the date.)
5. **Matting:** For display purposes, photographs should be single matted in white or black picture matting board (available in the framing section of arts and crafts stores.) **Black and white photographs should be matted in white matting and color photographs should be matted in black matting.** Matting should not exceed 3" in width. The "window" may be cut in any shape (e.g. oval, rectangular, round, etc.). Refer to the Competition Web site for matting instructions.
6. **Framing:** **All photographs must be framed with no glass.** The frame should be a narrow black frame, either metal or wood with no additional colors or embellishments. The frame must be assembled with the **glass removed**. If you have any questions, please contact the Competition Coordinator or the event facilitator. Pictures of acceptable frames may be found on the Competition Web site.
7. **Hanging for Display:** All photography entries must be ready to hang on display when submitted for competition. Frames should have a hook and wire **securely** attached for hanging.

8. **Check-in:** All entries must be submitted for judging by the time indicated on the competition schedule. Each school may submit only one entry per category. The entry may be black/white or color. The Project Information Form, the Information Card, and the Title Card must accompany the student's work in order to qualify. Entries that do not meet the standards and guidelines of the Competition will be automatically disqualified by the event facilitator **prior to judging**. When checking in, please ensure entries are ready to hang. The Competition will not provide materials for mounting, matting or hanging at check-in. The student does not need to submit copies of the judging form with the entry.

#### Items to Accompany Entry:

1. The Project Information Form must be completely and properly filled out and signed by the student and supervisor. It will be submitted with the entry at check-in.
2. An 8" x 2" Information Card should be **securely** attached to the back lower right hand corner of your photograph
3. An 8" x 2" Title Card should be **securely** attached to the back upper left hand corner of your photograph

#### Judging

Winners will be selected from each category. These placements are awarded point values as stated in the overall rules. If, in the opinion of the judges, an entry does not meet minimum standards, it will not place nor have points awarded, even if there are fewer than six entries.

When judging photography, the following are some of the things that the judges consider:

##### Selection

- a. **Standard:** adheres to Christian values and Competition standards
- b. **Originality:** must be the original work of the student; copied work of other artists will not be accepted. **Only new work which began after the previous year's competition (May 29, 2011) is eligible for submission.**
- c. **Preparation:** selection demonstrates effort, time and thought in preparation

##### Presentation/Technique

- a. **Composition:** the arrangement of the elements of art into a unified whole; apparent focal point; appropriate use of space; creates a natural flow of image(s) for the eye
- b. **Finished presentation:** demonstrates completeness; overall size is not larger than 30 x 30 inches; entry does not project beyond the width of the frame; appropriately matted and framed; clean appearance; free of smudges; without major flaws
- c. **Technique:** proper use of medium to produce the desired effect
- d. **Color/values:** use of harmonies, shading, contrast and/or gradation that appeal to the content of the subject matter and create emphasis and interest
- e. **Consistency:** consistent use of medium, i.e. effective choice and manipulation of materials
- f. **Balance:** the arrangement of the art elements in a piece of artwork so that visual equilibrium (radial, informal, symmetrical, or asymmetrical) is created

##### Communication

- a. **Concept:** self explanatory; avoids overused ideas or concepts; message and purpose is easily understood
- b. **Impact:** provides initial visual impact; is visually persuasive i.e. influences or affects the senses, emotions and/or intellect
- c. **Appeal:** relevant; captures the interest of a wide variety of audiences

**Critique Session:** Students and sponsors are encouraged to attend the photography critique session. The judges share valuable information and suggestions with the students and sponsors at this time.

**Pick up:** Entries must be picked up on Friday at the designated time noted on the competition schedule. Students are responsible for packaging, transporting and proper handling of their own entries. The Competition cannot assume responsibility for any lost, stolen or damaged property.

## PHOTO JOURNALISM – 560

Photograph with informative content and emotional impact

- a. Human interest
- b. Documentary
- c. Spot news

1. **Standard:** The photography competition is an opportunity to demonstrate the unique point of view of the competitor. All entries must adhere to Christian values for content and to the Competition standards. For example, entries must neither glorify nor edify non-Christian personalities, nor portray an anti-Christian theme. If your subject matter is questionable, submit a copy to the Competition Coordinator for a ruling before spending time on an entry which may not qualify for competition. The Competition has the right to refuse any item that does not conform to the standards.
2. **Originality:**
  - a. All work must be the original work of the student. Other than general Instructions, the student must receive no outside assistance. **Only photographs taken after the previous year's competition (May 28, 2011) are eligible for submission.**
  - b. Each piece of work must be self-explanatory. Writing, that is not a vital part of the photograph itself, is not permitted. Writing is not permitted on the matting or frame.
3. **Copyrights:** Photographs are considered works of art and are protected by federal copyright laws. The work of others must not be copied. This includes copying photographs. The student must expose the negative or positive used to make the print in the camera.
4. **Types and Sizes of Photographs:** Photographs may be made by using various types of cameras, including digital. Photographs may not be modified or improved through either traditional or electronic means after the photograph has been taken. If a digital camera is used, the image must not be altered in any way. For each category listed below, photographs may be black/white or color. **All photographs must be 8" x 10" in size.** Photographs may be cropped with matting as long as photographs and matting meet size requirements. Cropping pictures is allowed as long as photographs meet size requirements. (Be sure to crop out the date.)
5. **Matting:** For display purposes, photographs should be single matted in white or black picture matting board (available in the framing section of arts and crafts stores.) **Black and white photographs should be matted in white matting and color photographs should be matted in black matting.** Matting should not exceed 3" in width. The "window" may be cut in any shape (e.g. oval, rectangular, round, etc.). Refer to the Competition Web site for matting instructions.
6. **Framing:** **All photographs must be framed with no glass.** The frame should be a narrow black frame, either metal or wood with no additional colors or embellishments. The frame must be assembled with the **glass removed**. If you have any questions, please contact the Competition Coordinator or the event facilitator. Pictures of acceptable frames may be found on the Competition Web site.
7. **Hanging for Display:** All photography entries must be ready to hang on display when submitted for competition. Frames should have a hook and wire **securely** attached for hanging.

8. **Check-in:** All entries must be submitted for judging by the time indicated on the competition schedule. Each school may submit only one entry per category. The entry may be black/white or color. The Project Information Form, the Information Card, and the Title Card must accompany the student's work in order to qualify. Entries that do not meet the standards and guidelines of the Competition will be automatically disqualified by the event facilitator **prior to judging**. When checking in, please ensure entries are ready to hang. The Competition will not provide materials for mounting, matting or hanging at check-in. The student does not need to submit copies of the judging form with the entry.

#### Items to Accompany Entry:

1. The Project Information Form must be completely and properly filled out and signed by the student and supervisor. It will be submitted with the entry at check-in.
2. An 8" x 2" Information Card should be **securely** attached to the back lower right hand corner of your photograph
3. An 8" x 2" Title Card should be **securely** attached to the back upper left hand corner of your photograph

#### Judging

Winners will be selected from each category. These placements are awarded point values as stated in the overall rules. If, in the opinion of the judges, an entry does not meet minimum standards, it will not place nor have points awarded, even if there are fewer than six entries.

When judging photography, the following are some of the things that the judges consider:

##### Selection

- a. **Standard:** adheres to Christian values and Competition standards
- b. **Originality:** must be the original work of the student; copied work of other artists will not be accepted. **Only new work which began after the previous year's competition (May 29, 2011) is eligible for submission.**
- c. **Preparation:** selection demonstrates effort, time and thought in preparation

##### Presentation/Technique

- a. **Composition:** the arrangement of the elements of art into a unified whole; apparent focal point; appropriate use of space; creates a natural flow of image(s) for the eye
- b. **Finished presentation:** demonstrates completeness; overall size is not larger than 30 x 30 inches; entry does not project beyond the width of the frame; appropriately matted and framed; clean appearance; free of smudges; without major flaws
- c. **Technique:** proper use of medium to produce the desired effect
- d. **Color/values:** use of harmonies, shading, contrast and/or gradation that appeal to the content of the subject matter and create emphasis and interest
- e. **Consistency:** consistent use of medium, i.e. effective choice and manipulation of materials
- f. **Balance:** the arrangement of the art elements in a piece of artwork so that visual equilibrium (radial, informal, symmetrical, or asymmetrical) is created

##### Communication

- a. **Concept:** self explanatory; avoids overused ideas or concepts; message and purpose is easily understood
- b. **Impact:** provides initial visual impact; is visually persuasive i.e. influences or affects the senses, emotions and/or intellect
- c. **Appeal:** relevant; captures the interest of a wide variety of audiences

**Critique Session:** Students and sponsors are encouraged to attend the photography critique session. The judges share valuable information and suggestions with the students and sponsors at this time.

**Pick up:** Entries must be picked up on Friday at the designated time noted on the competition schedule. Students are responsible for packaging, transporting and proper handling of their own entries. The Competition cannot assume responsibility for any lost, stolen or damaged property.



## ATHLETICS

### 600-899

Developing the body through training and execution of team sports in athletic events, the Competition offers a wide variety of options.

### Rules

The National High School Federation Rule Book will be used for all athletic events unless otherwise stated in this Competition Handbook. The Federation Rule Book can be purchased at most sporting goods stores or online at <http://www.nfhs.org>.

### Practice Times

Practice times will be available in the Aerobics Center during Competition week according to the established schedule. Practices may not be conducted in the Aerobics Center or on campus prior to Competition week. All coaches must sign up in advance at the Aerobics Center desk. Preference for sign-ups will be given to those schools that will be competing the following day.

1. During practice sessions, teams must have a sponsor with them at all times.
2. For bracketed events, the team appearing on the top section of the bracket will wear the "white" uniform, and the teams appearing on the bottom of the bracket will wear the "dark" uniforms.

### Eligibility

Only those competitors who meet established standards will be eligible to compete in the following events: High Jump, Weightlifting, Cheerleading and Cross Country. Eligibility Forms for these events may be found on the Competition Web site and must be submitted at registration.

### Brackets

1. Out of fairness to all competitors, special requests concerning bracketing cannot be honored.
2. After the Competition has begun, all bracketing changes will be handled through the facilitators of the specific event. In this process, it will be the coaches' responsibility to communicate with any and all parties involved if a change is made.
3. The only teams that will be seeded are those that placed in the last year's competition. After those teams have been seeded, the other teams will be randomly placed into the brackets.

### Track and Field

1. The National Federation of State High School Associations Track and Field Rules Book will be used. It may be obtained from:  
National Federation of State High School Associations  
PO Box 361246  
Indianapolis, IN 46236  
Phone (800) 776-3462  
<http://www.nfhs.com> (Online Orders)
2. Schools must provide or arrange their own transportation to the track, located within 10-15 minutes driving distance of ORU.
3. Prior to the Track and Field Competition, there will be a scratch meeting to determine substitutions. These will be the only substitutions permitted. **No day-of-the-event substitutions, including those for injuries, will be allowed.**

4. The only individuals allowed on the infield of the track are those competitors who've been called to get ready to participate in their event, one coach or trainer per school, and officials running the track meet. Spectators are not permitted on the infield at any time.

### **Track and Field General Rules**

1. A competitor may enter no more than a total of five events (including relays): a maximum of three running or three field events in the total of five events.
2. Only one participant from a school may enter each event.
3. Runnercard software will be used to schedule the meet. Instructions to enter your athletes in track events will be given closer to the Competition date. **It is very important for each school to include the track entries on Form D as well as in the Runnercard software. This will prevent unnecessary added event fees.**
4. It is the responsibility of the competitor to be present when his or her event is run. Competitors will be disqualified if they miss their event.
5. Schools may designate six runners for each relay. Any four of the runners may run the relay. However, the same team members that ran when the relay qualified for the finals must run in the finals, unless there is an injury, sickness or emergency. In this case one of the other designated runners may be substituted as long as they have not exceeded the allowable number of events entered as stipulated in General Rule 1. **No other substitutions may be made.**
6. All substitutions must be approved by the Meet Director. Changes to original rosters should be called in to the Competition Coordinator prior to arrival at competition or, as a last resort, reported at the Coaches (scratch) Meeting which is held the first day of Competition.
7. Competitors must wear shoes on both feet during all events. Shoes must conform to the standard requirements for track and field meets.
8. In all field events, it is the contestant's responsibility to check in with the chief judge before competition begins.
9. Any competitor performing in a field event must immediately report to the starting place for his or her race when his or her running event is announced over the public address system. However, he or she must tell the chief field judge of his or her whereabouts and report back to the same field judge when the event is over. Each competitor shall begin competition where he or she left off.
10. Track meet running events are final.
11. One false start per runner will be permitted before disqualifications begin.
12. A runner shall run within his or her assigned lane. If a runner steps over his or her lane line for three or more consecutive steps with either one foot or both feet, it will result in a disqualification.
13. A runner must be one full stride ahead of or behind another runner before he or she may move to another lane. If a runner is flagged for cutting in too early, it will result in disqualification from that specific event.

14. Concluding each race, all runners must stay in their own lanes.
15. Scoring for all final individual events shall be as follows:
- |              |           |              |          |
|--------------|-----------|--------------|----------|
| First place  | 10 points | Fourth place | 4 points |
| Second place | 8 points  | Fifth place  | 2 points |
| Third place  | 6 points  | Sixth place  | 1 point  |
- All relays will be double-point events.
16. All measurements are to be recorded to the nearest lesser quarter of an inch except in the discus, where the measurements will be recorded by the judges to the nearest lesser inch. Times are to be recorded in hundredths.
17. Starting blocks may be used. The site will furnish all the starting blocks for all running events. No other starting blocks from other schools will be permitted during the running events.
18. In all events that involve measuring (except the high jump), all ties are to be decided the following way:
- Ties by identical measurements shall be separated by the second-best performance of the competitors tied.
  - If a tie still exists, it shall be decided by the third performance.
19. Spectators are not allowed on the track field. Only one coach or trainer allowed in the infield with their team.
20. The decision of the head referee for the track and field events will be considered final, unless his or her decision is in conflict with the Competition handbook and/or the National Federation Track and Field Rules Book.
21. All sports events: Spandex sportswear is allowed if shorts are worn over it.
22. If shoes with cleats are worn, 1/8 inch cleats must be used. Regular running shoes without cleats may be used.
23. All schools compete in one division in track and field events.

**TRACK EVENTS**  
**600-635 (Boys) and 700-735 (Girls)**

**RELAYS**

1. In each relay, you may designate six members of the relay team. (See General Rules for further explanation.)
2. Each member must run at least one and no more than one leg of the relay.
3. A baton must be carried and passed, not thrown, in succession to each runner. The baton must not be more than 12 inches in length.
4. In each relay, a runner must pass the baton to the next runner inside of the 22-meter-long passing zone. Any passing of the baton before reaching the zone or out of the zone disqualifies that team.
5. After passing the baton, runners must continue straight ahead so as not to interfere with others.
6. The baton must be carried by hand.
7. If any relay person runs any part of the race without a baton, his or her team shall be disqualified.
8. A dropped baton must be recovered by the person who dropped it without interfering with other runners. Disqualification occurs for interfering with another runner.
9. A member of a relay team cannot run outside the passing zone to take the baton from a fallen member. It is the team member's responsibility to locate the proper exchange lane.
10. A runner who is to receive the baton may start his or her running no more than 11 meters outside the 22-meter passing zone. A runner may also start his or her running anywhere inside the 22-meter passing zone.
11. In the 400-meter relay, the runners must remain within their lanes throughout the race.
12. The 800-meter relay teams shall run in their own lanes the entire race.
13. In the 1600-meter relay, the first runner shall run in his or her lane the entire lap. The second runner may move to the inside lanes after passing the solid white line after the first curve. Runners for the second and third exchanges will be arranged from the inside.
14. A 400-meter relay shall consist of four runners, each running approximately 100 meters.
15. An 800-meter relay shall consist of four runners, each running approximately 200 meters.
16. A 1600-meter relay shall consist of four runners, each running approximately 400 meters.

If, prior to competition, a runner becomes physically incapable of participating in the relay, his or her coach may select an alternate from the other designated members of the relay team. Substitutes may not exceed the maximum number of track events allowed (three). See General Guidelines for more information.

## **HURDLES**

Hurdles specifications are as follows. For details on all hurdles events, see Rule 5, Section 23, Articles 1-3 in the National Federation Track and Field Rule Book.

### **HURDLES (BOYS)-616 (110 METERS)**

1. Height: 39 inches
2. 10 hurdles
3. 13.716 meters (45 feet) from start line to first hurdle
4. 9.111 meters (30 feet) between hurdles
5. 13.988 meters (45 feet, 10 5/8 inches) from last hurdle to finish line

### **HURDLES (BOYS)-617 (300 METERS)**

1. Height: 36 inches
2. 8 hurdles
3. 45 meters from start line to first hurdle
4. 35 meters between hurdles
5. 10 meters from last hurdle to finish line

### **HURDLES (GIRLS)-716 (100 METERS)**

1. Height: 33 inches
2. 10 hurdles
3. 13 meters from start line to first hurdle
4. 8.5 meters between hurdles
5. 10.5 meters from last hurdle to finish line

### **HURDLES (GIRLS)-717 (300 METERS)**

1. Height: 30 inches
2. 8 hurdles
3. 45 meters from start line to first hurdle
4. 35 meters between hurdles
5. 10 meters from last hurdle to finish line

**FIELD EVENTS**  
**640-655 (Boys) and 740-755 (Girls)**

**SHOT PUT-640 AND 740**

1. **Competitors must bring their own shots.** All shots are to be weighed by the chief judge of the shot put competition.
2. Male competitors must use a 12-pound or 5.5K shot; females will use an 8-pound 13 oz or 4K shot.
3. The competitor with the longest put shall be declared the winner.
4. Each contestant is allowed four puts. They are to be taken in succession or in the order recorded by the judge. The competitor may choose either one of the two accepted styles of throwing the shot. The top six puts will place.
5. A contestant may not leave the circle until his or her put has been marked by the officials.
6. A legal put must land in the designated area. The competitor's foot must not touch the out-of-bound circle or, if using a stop board, the top surface area of the stop board. Any area outside the circle is also illegal until the put has been marked by the officials.
7. All puts by each competitor are to be recorded.
8. It is not a foul if any part of the competitor swings outside the circle without touching the ground.
9. The measurement of a put shall be from the nearest edge of the first mark made by the shot to the inside edge of the stop board nearest such mark, measured along the extended radius of the circle. Measurements in the shot put shall be to the nearest lesser 1/4 inch.

**DISCUS-645 AND 745**

1. **Competitors must bring their own standard high school regulation discs.** Each discus is to be weighed by the chief judge of the discus competition.  
Weight of the discus:  
Boys: 3 pounds, 3.8438 ounces or 1.6K  
Girls: 2 pounds, 2.3274 ounces or 1K
2. Each competitor is allowed four throws. The top six throws will place. They are to be taken in succession or in the order recorded by the judge.
3. The competitor may not leave the designated throw circle until his or her throw has been marked by the officials.
4. The competitor with the longest throw shall be declared the winner.
5. It is not a foul if any part of the competitor swings outside the circle without touching the ground.
6. The measurement of a throw shall be from the nearest edge of the first mark made by the discus to the inside edge of the throwing circle nearest such mark, measured along an extended radius of the circle. Measurements shall be recorded to the nearest lesser inch.

## HIGH JUMP-650 AND 750

1. A participant must have had a qualifying jump in a previous meet or a certified jump of:

Boys qualifying height . . . . 5' 0"

Girls qualifying height . . . . 4' 2"

The qualifying jump must be certified by his or her coach and verified by the school's administrator. Refer to Eligibility Form on the Competition Web site.

2. The distance between the vertical uprights that hold the crossbar must be at least 12 feet.
3. The horizontal supports that hold the crossbar must be parallel with the takeoff surface. The measurements for the supports should be 1½ inches wide by 2½ inches long. The crossbar must rest on the narrow dimension, with the longer dimensions pointing toward each other.
4. The landing pit must be of a composition which will provide a completely safe and comfortable landing.
5. Before competition, each competitor may take one trial jump at the starting height: five feet, zero inches for Boys, four feet, two inches for Girls.
6. A competitor is eliminated as soon as there have been three consecutive unsuccessful trials, regardless of the height or heights at which the unsuccessful trials were attempted.
7. A successful jump is one in which a jumper clears the crossbar without knocking the crossbar off the uprights. An unsuccessful attempt is when the competitor knocks the crossbar off with any part of his or her body or clothing.
8. One face of the crossbar should be marked so the same side is always facing up.
9. A legal jump is one in which the jumper takes off or jumps from one foot.
10. The high jump crossbar shall be raised two inches at a time until there are only two competitors remaining. From then on, the height shall be raised one inch at a time.
11. Unless the competitor has had three unsuccessful trials at a given height, the competitor may elect to pass a height and take the remaining trial or trials at a subsequent height.
12. A record of failures and successes shall be marked for all competitors. A zero will stand for a miss, an X will stand for a successful attempt, and a P will stand for a pass. (See example below.)

<b>Example:</b>	5'0"	5'2"	5'4"	5'6"
John Doe	X _ _	0 0 X	P _ _	0 0 0

13. A try at a height shall be scored when any competitor touches the crossbar, upright supports or landing area on an official run.
14. The winner shall be the person who has made the highest jump. In the case of a tie, the competitor with the lowest number of trials for the height at which the tie occurs shall be awarded the higher place. If the tie still remains, the competitor with the lowest total number of unsuccessful trials throughout the

competition (up to and including the height last cleared) shall be awarded the higher place. If the tie still remains a jump off shall occur and shall be judged in the same manner.

15. After all other competitors' jumps have been unsuccessful, the one competitor who remains has the right to continue jumping until he has three consecutive misses.

### **LONG JUMP-655 AND 755**

1. Each contestant is allowed four jumps. The top six jumps place.
2. Before competition starts, each competitor is allowed one practice jump.
3. A foul jump occurs when the takeoff foot extends beyond the scratch line. The edge of the takeoff board nearest the landing pit shall be the scratch or foul line.
4. A foul jump occurs if the competitor touches any area outside the landing pit closer to the takeoff area than his or her nearest break in the landing pit.
5. Measurements shall be made at right angles to the scratch line from the nearest break in the landing pit made by the competitor's feet, hands, body or clothing.
6. The landing pit must be raked smooth by one of the officials following each jump.
7. All jumps are to be recorded by the chief judge.

### **TRIPLE JUMP-656 AND 756**

1. Each contestant is allowed four jumps. The top six jumps place.
2. The scratch line shall be located by measuring from the nearer edge of the landing pit a distance of approximately 32 feet for Boys and 21 feet for Girls.
3. The hop shall be made so that the competitors shall first land upon the same foot with which they have taken off. In the step, they shall land on the other foot from which the jump is subsequently performed. In all other respects, the rules for the running long jump shall apply.



**ORU CHRISTIAN SCHOOL FINALS TRACK AND FIELD COMPETITION  
SCHEDULE OF EVENTS (All Events Finals)**

100-Meter Hurdles Girls  
110-Meter Hurdles Boys  
1600-Meter Run Girls  
1600-Meter Run Boys  
4 x 100 (400-meter) Relay Girls  
4 x 100 (400-meter) Relay Boys  
400-Meter Dash Girls  
400-Meter Dash Boys  
800-Meter Run Girls  
800-Meter Run Boys  
100-Meter Dash Girls  
100-Meter Dash Boys  
4 x 200 (800-Meter) Relay Girls  
4 x 200 (800-Meter) Relay Boys  
300-Meter Hurdles Girls  
300-Meter Hurdles Boys  
200-Meter Dash Girls  
200-Meter Dash Boys  
3200-Meter Run Girls  
3200-Meter Run Boys  
4 x 400 (1600-Meter) Relay Girls  
4 x 400 (1600-Meter) Relay Boys

Only contestants warming up for their event will be allowed on the infield as well as one coach/trainer per school. Spectators are not permitted on the infield.

## **TABLE TENNIS SINGLES 660 (Boys) and 760 (Girls)**

Table Tennis requires the quickest of reflexes and hand-eye coordination. Competitive matches, made up of three games, are played under "Expedite System" conditions and are exciting to watch.

For an in-depth description of the sport of table tennis, please see: <http://www.tabletennis.gr/rules-of-table-tennis.html>

### **Equipment**

1. Standard ping pong tables, nets, supports and balls are used.
2. A standard table tennis racquet (paddle) with a dark-colored, matt surface must be used. The blade shall be of wood, continuous, even in thickness, rigid and flat. If covered, material used may be dimpled rubber or sandpaper. Padding between wood and covering is acceptable. Each contestant is responsible for bringing his or her own paddle to the Competition.

### **Order of Play**

1. Players have two options when determining the server/receiver at the start of each match.
2. A coin toss prior to the beginning of each match to determine the server/receiver with the winner of the toss becoming the server, or (2) Players may play out one point of "ping" (each letter p-i-n-g is spelled-out by alternating hits and after "g" the winner of the point is the server). Once the beginning server has been determined, the receiver then determines the end of the table he or she would like to start from.
3. At the start of the second and third games, the players alternate ends. Should they forget, they should switch as soon as they remember, unless they've completed a full game, in which case this becomes a moot point. Regardless, points are not replayed.
4. If any player is more than five minutes late for his or her match, and a representative from the player's school has not shown to reschedule due to a team game time conflict, it is considered a forfeit. The tournament director holds the right to adapt this rule at the beginning of each tournament, however once the first precedent (i.e., extension of time prior to a default/forfeit) has been set, it remains the rule for the remainder of that year's tournament.

### **Service**

1. After every five points, the receiver becomes the server and vice versa until the end of the game. The player who served first in a game shall be receiver first in the subsequent game, and so on until the end of a match.
2. If a player serves out of turn, play should be interrupted and the rightful server should serve. However, no points should be replayed.

### **Interference**

Only moving spectators, neighboring players or sudden noises that interfere with the match will cause the play to be considered a let. The point will be replayed.

### **Ball Fractured in Play**

If the ball splits, cracks or becomes otherwise fractured in play, affecting a player's return, the rally is a let. It is the umpire's duty to stop play; recording a let, when he has reason to believe that the ball in

play is fractured or imperfect. The umpire will also decide when the point should be scored in those cases in which the faulty ball is clearly fractured in actually going out of play and in no way handicaps the player's return. In all cases of doubt, however, the umpire should declare a let.

**A Game**

A game shall be won by the player who first wins 21 points. The game must be won by two points.

**Expedite System**

If a game is unfinished 15 minutes after it has begun, the rest of that game and the remaining games of the match proceed under the Expedite System. Thereafter, if the service and 12 following strokes of the server are returned in play by the receiver, the server shall lose the point.

**A Match**

A match shall consist of the best of three games.

## **TENNIS COMPETITION (SINGLES/DOUBLES) 665/667 (Boys) and 765/767 (Girls)**

Singles and doubles competitions for girls and boys offer those with speed, power, finesse and accuracy the opportunity to sharpen their skills on the court.

For an in-depth description of the sport of tennis, please see <http://www.usta.com/>

### **Entries**

Schools may enter one student in Boys Singles and one team in Boys Doubles; one student in Girls Singles and one team in Girls Doubles.

### **Equipment**

1. All matches will be played on standard tennis courts.
2. Each individual entered in the tennis tourney should bring one new unopened can of yellow tennis balls and turn them in to the Event Coordinator.
3. The racquet must conform to standards of the United States Tennis Association. It may be strung with either nylon or gut strings. The participant shall provide his or her own racquet.

### **Order of Play**

1. Coin toss or racquet spin shall be executed in order to determine the first server, receiver or side of court. The winner of the toss (spin) may elect one of the following: (1) To serve first; (2) To receive serve; or (3) To choose a side of the court to begin play. Players shall switch sides of court (net) after each odd-numbered game, including Game 1.
2. If any player is more than 10 minutes late for his or her scheduled time, the game will be considered a forfeit. The tournament director holds the right to adapt this rule at the beginning of each tournament, however once the first precedent (i.e., extension of time prior to a default/forfeit) has been set, it remains the rule for the remainder of that year's tournament.

### **Scoring**

1. The server's score is always called first. A point may be made by either side on each play.
2. Units of scoring:
  - a. Game Explanation for "no ad" scoring  
A game consists of seven points. The first contestant to reach four points is the winner. Due to time constraints, "ad" points are not played.
  - b. Set  
A set consists of a player winning six games, provided he or she is at least two games ahead of their opponent. If the score becomes 6 games a piece, then a 12 point tie-breaker is initiated to determine the winner.
  - c. Match  
With the exception of the Finals match, only one set is played per round to determine who advances. In the Finals, however, the winner will be determined by the best of three sets.

### Tie-Break Scoring

1. **Singles:** The player who first wins seven points wins the game and the set, provided the lead is by a margin of at least two points. If the score reaches six points all, the game is extended until a two-point lead is achieved. Numerical scoring (1, 2, 3, 4, 5, etc.) is used throughout the tie-break game.
  - a. The player whose turn it is to serve is the server for the first point from the deuce court. The opponent serves the second (ad court) and third (deuce court) points. The original server serves the fourth point (ad court) and the fifth point (deuce court). Each player continues to serve two points in rotation until the tiebreaker ends.
  - b. Players change ends after every six points and at the conclusion of the tie-break game, at which time the final set score is called "7-6."
2. **Doubles:** The procedure for singles applies in doubles as well. The player whose turn it is to serve is the server for the first point. Thereafter, each player serves in rotation for two points, in the same order as previously in that set, until the winners of the game and set have been decided.
3. **Rotation of service:** The player (or pair in doubles) who served first in the tie-break game receives service in the first game of the following set. **This applies only to the 2 out of 3 set final matches – all matches prior to final matches are one set only.**

## **BASKETBALL COMPETITION 670 (Boys) and 770 (Girls)**

### **Guidelines**

1. The basketball competition offers a single elimination tournament. Preliminary brackets shall be determined prior to competition and posted on the Competition Web site.
2. All teams must be ready to play at scheduled time. If any team is more than 15 minutes late for its scheduled time, it will forfeit the game.
3. The high school basketball rules of the state in which the Competition is held will govern the tournament. Boys Basketball rules of the state of Oklahoma will govern both the Boys and Girls Competition. The following exceptions are made:
  - a. No running clock
  - b. Two 12-minute halves
  - c. Three time-outs per game. No more than 2 used per half. One additional time-out per overtime.
  - d. Two-minute overtime
  - e. Warm-up as time allow
  - f. "No jump ball" rule
  - g. Three-point line enforced for Girls and Boys
  - h. Dunking is not allowed during warm-ups or before the game starts. Dunking is allowed during a game. However, it is not acceptable to hang from the rim, which will result in a technical foul (unless hanging is used to protect the player from harm or injury).
  - i. Girls will use the small ball
  - j. The championship games will have four 8 minute quarters.
4. If any team must play a second game immediately, a 30-minute rest delay will be allowed prior to the start of that game.

## **VOLLEYBALL COMPETITION 675 (Boys) and 775 (Girls)**

The volleyball competition offers teams to compete in tournament style play.

### **Guidelines**

#### **Games/Scoring**

1. **First and Second Games**

The "rally point" system will be employed for all games. A point will be awarded each time the ball is put into play regardless of who serves. The first and second games will be played to 25 points. The team must win by two points. A match consists of two out of three games.

2. **Third Game Situation**

For the deciding third game of the match, a point will be awarded each time the ball is put into play regardless of who serves. The game will be played to 15 points. The team must win by two points. Time-outs in the third game will be strictly held to 30 seconds. Example: When a fault is committed by the receiving team, a point is awarded to the serving team.

3. **Rally Point System**

The "rally point" system will be employed in the event of a deciding third game. For the deciding third game of the match, a point will be awarded each time the ball is put into play no matter who serves. The team must win by two points. Time-outs in the third game will be strictly held to 30 seconds.

Example:

- a. When a fault is committed by the receiving team, a point is awarded to the serving team.
- b. When a fault is committed by the serving team, the opponents are awarded a point and the ball for service.

4. **Substitution**

The coach, captain or incoming substitute may make a request for substitution from the referee or the umpire when the ball is dead. Time-out for substitution must be obtained prior to the substitute reporting to the scorer. The substitute reports to the scorer giving his or her name and number and the number of the player being replaced. The incoming player must take the position and place in the serving order of the player replaced. No change shall be made in order of rotation. Each team is allowed a maximum of 12 substitutions per game, regardless of which substitute is used. Substitutions may be made at any time in case of injury. If, through injury, a player is unable to continue and the available substitute has entered the game, the injured player may be replaced under the following conditions:

- a. The substitute was not in the game at the time of the injury.
- b. The substitute has not already entered the game three times although they may have played in a different position in the serving order.
- c. The injured player does not re-enter during the remainder of the game.

In case of an illegal substitution, the offending player must be removed as soon as the error is discovered. If the team in error is serving when the error is discovered, all points scored by the team while in error must be canceled and side-out shall be called. If the opponents have already served, the offending team shall incur no loss of points, but point or side-out shall be awarded in favor of the team offended.

5. If any team is more than 15 minutes late for its scheduled time, the team will forfeit the game.

## **CROSS COUNTRY**

### **680 (Boys) and 780 (Girls)**

#### **Guidelines**

1. Each team must have three members.
2. No student will be allowed to compete unless he or she has prepared for the event by running at least one mile per day, five days per week, at least four consecutive weeks prior to the event. See the Cross Country Eligibility Form on the Competition Web site. This form must be submitted at registration.
3. It is the responsibility of the competitor to be present when the event is run. If a team is five minutes late for the event, they will be disqualified.
4. Only qualified substitutions (see Item 2 above) are allowed in case of sickness, injury or family emergency.
5. All substitutions must be approved by a Competition staff member.
6. The Girls cross country run shall be **one mile**. The Boys cross country run shall be **two miles**. The course of the event will be marked.
7. Accumulated individual placings will determine team places for competition points. The team score shall be determined by totaling the places of the three contestants on each team. Team score ties will be broken by the ranking of the teams' top runner.
8. Individual awards will be given for the three fastest times; however, competition points are only awarded for team placings.



## BASEBALL – 683

### Guidelines

1. OSSAA Baseball rules are in effect for all games.
2. Home teams are responsible for keeping a scorebook for use as the official scorebook. Away teams are not required to keep a scorebook though it is recommended. Scorebooks will be provided.
3. There will be a 1½ hour time limit from the first pitch of a game, as noted by the head umpire or five innings per game. Any inning started prior to the time limit will be completed.
4. The 10 run rule will be in effect after 3 innings of play.
5. There will be a 15 run limit in effect anytime during the game.
6. Courtesy runners will be allowed for the pitcher and catcher.
7. The final game will have no time limit and will consist of seven innings, with extra innings possible in the event of a tie score at the end of the seventh inning. The run rule in effect is 15 runs through the 3<sup>rd</sup> inning and 10 runs for the remainder of the game.
8. This event is open for boys only.

Christian School Finals Competition reserves the right to cancel or modify the Baseball Competition (683) at any time determinate on the number of teams registered and the availability of facilities for the given year.

## **LIGHT/MIDDLE/HEAVY WEIGHT LIFTING--685, 686, & 690**

### **Competition Powerlifting**

This event is open for boys only.

#### **Lifters will be divided into three classifications:**

1. Lightweight – 140.49 pounds and under
2. Middleweight—140.50 – 169.49 pounds
3. Heavyweight—169.50 pounds and above

### **Equipment**

The equipment listed below is for the protection of the lifters and, as a result, any lifter without this equipment will not be permitted to participate.

1. Lifting belt
2. Athletic supporter
3. Shirt
4. Wraps for legs
5. Shoes
6. Knee wrap (knee braces, ace bandages or neoprene slip-over braces are not allowed)
7. Body suits shall be allowed for this event.

### **Requirements**

1. Each lifter must meet the following requirements:
  - a. To be able to squat at least 100 pound opener.
  - b. To be able to bench at least 100 pound opener.
  - c. To be able to dead lift at least 100 pound opener.
2. Lifters should know how to lift and be represented by a coach or a coach's helper.
3. Weight Lifting Eligibility Certification form (available through the Competition Web site) must be filled out and submitted at registration.
4. Each competitor must have a coach or sponsor with him during Weigh-In.
5. All lifters should warm up prior to competition.

### **Procedures**

Each lifter will get a chance to do three squats, three bench presses and three dead lifts. He will have approximately three minutes to make a lift. He will try to handle the most weight that he possibly can in each exercise. However, a lifter is to be credited with only his best squat, his best bench press and his best dead lift. The lifter's final total is the combination of his three best attempts.

### **Squat**

#### **1. Movement**

- a. The lifter lowers the body into a full squat position.
- b. The lifter then rises to a fully erect position by extending the knees and hips.

#### **2. Instructions**

- a. Lifter will have three spotters, one on each side of the bar and one behind him. Spotters cannot touch the bar until lift is over or lifter gets in trouble.

- b. Lifter will proceed to take weight out of rack and get set. Once lifter is ready, he will look at Center Judge, who will tell and motion with hand for lifter to squat.
- c. Lifter will squat low enough to be parallel with upper part of legs or break parallel with legs.
- d. Lifter will continue lift until he is in an upright position with legs locked out.
- e. Lifter will look at Center Judge, and the Judge will tell lifter to rack weight.
- f. Once the spotters hear "rack weight" from the Center Judge, they can help lifter put weights back in rack.
- g. Lifter should not try to put weights back in rack until Center Judge says "rack it."
- h. Lifters should not squat high.
- i. Lifters should not move once lift is completed until the Judge allows them.

### **Bench Press**

#### **1. Position**

Arms extended straight above the chest.

#### **2. Movement**

Bar is brought down to touch the chest for one second and then raised to original position.

#### **3. Instructions**

- a. A lifter can have a spotter hand him the weights. After a lifter receives weights, he can proceed with lift. During this time, a spotter cannot touch the weight until Center Judge tells lifter to rack weight. Then spotter can pull bar back in rack.
- b. Lifter has to lay flat on bench. Lifter can arch back. During lift, he cannot raise his bottom off of bench.
- c. Lifter's feet have to be flat on the floor, and he cannot move feet during lift.
- d. Once the lifter starts his lift, he has to touch his chest with bar and pause long enough for Center Judge to clap his hands. When lifter hears the clap, he can continue his lift. Once the lifter reaches the full extent of his arms, he must lock out and wait for Center Judge to say "rack it." Then the spotter can help lifter put bar back in rack. The lifter should not put the bar back in the rack until the Center Judge says "rack it."

### **Dead Lift**

#### **1. Position**

Crouch position.

#### **2. Movement**

Straighten knees and hips, and come to standing position with the barbell brought to a position across the thighs.

### 3. **Instructions**

- a. Lifter does not have to wait on Judge to tell him to lift.
- b. Lifter must pull bar to standing upright position with legs locked out and shoulders back.
- c. Lifter will be told by Center Judge to put weight down.
- d. Lifter will put weight down the same way he picked it up, with control. If the lifter drops the weight, it will be called a no-lift.
- e. Lifter cannot use any oil on legs.

### **Basic Causes of Disqualification**

#### **Squat**

1. During the lift, failure to wait for the judge's signals.
2. Any change of the position of the hands on the bar.
3. More than one recovery attempt.
4. Failure to assume an upright position at the start and completion of the lift.
5. Failure to lower the body until the tops of the thighs are parallel or below parallel.
6. Any shifting of the feet during the performance of the lift.
7. Any shifting of the bar on the body during the performance of the lift.
8. Any touching of the bar by the spotters before the judge's signal.
9. Any raising of the heels or toes.
10. Any touching of the legs with the elbows or upper arms.

#### **Bench Press**

1. During the uplifting motion, any change from the elected lifting position.
2. Any raising or shifting of the lifter's head, shoulders, buttocks, or legs from the bench or movement of the feet.
3. Any heaving or bouncing of the bar from the chest.
4. Allowing the bar to sink excessively into the lifter's chest prior to the uplifting motion.
5. Any uneven extension of the arms.
6. Any stopping of the bar during the press proper.
7. Any touching of the bar by the spotters before the referee's signal to replace the bar.
8. Failure to wait for the judge's signal.
9. Touching against the uprights of the bench with the feet.
10. Touching the shoulders against the uprights of the bench.
11. Allowing the bar to touch the uprights of the bench during the lift.

#### **Dead Lift**

1. Any stopping of the bar before it reaches the proper final position.
2. Failure to stand fully erect.
3. Failure to lock the knees at the completion of the lift.
4. Supporting the bar on the thighs.
5. Any shifting of the feet during the performance of the lift.
6. Any raising of the heels or toes.
7. Lowering the bar before the judge's signal.
8. Allowing the bar to return to the platform without maintaining control with both hands.

## Scoring

Professional scoring methods will be used by the officials, such as the following:

1. Lifters must compete in all three events.
2. Best of the three lifts in each event will count in the total.
3. The total of all three lifts will be divided by the lifter's body weight. The quotient will be his score. See sample score card below.
4. If a contestant fails in his attempt to lift the weight, that turn is lost. Only three attempts may be made in each event.
5. If a contestant fails in his first attempt, the weight attempted cannot be lessened. Lifter has three minutes to lift the same weight or pass and go to the higher weight.
6. In the contest, after all participants have had an opportunity to lift the present weight, the weight will be increased to the next higher weight, closest to the present weight on the bar, as determined by the lifter's indications on their "weight to lift next" scoring form.

### Sample Score Card

John Smith

				<u>Best Lift</u>
Squat	150	155	160	160
Bench Press	100	105	110	110
Dead Lift	170	175	180	<u>180</u>
Total				450
Body Wt.				150
Score				3.0

## Procedures

1. Lifters will be weighed with shorts only, no shoes. Their weight will be recorded on the score card. Weigh-in will be on the first full day of competition.
2. The order of events is as follows:
  - a. Squat
  - b. Bench Press
  - c. Dead Lift
3. The chief official will call everyone to attention, review the rules and ask for questions.
4. The starting weight for each lift will be determined by the lowest weight listed, from among the competitors, on the scoring forms (the weight at which they want to begin).
5. After a lift, the contestant has 60 seconds to report to the table with the weight of their next lift.

### Suggestion:

- a. The first lift should be at a weight in which the lifter has confidence.
- b. The second lift should be close to his past best lift.
- c. Third lift should equal or surpass his best past attempt.

**GOLF**  
**692 (BOYS) AND 792 (GIRLS)**

This event will be made up of five member teams. The four best scores will be utilized. It will be a par three tournament with staggered tee times which will be pre-determined.

Play will consist of nine holes of par three golf.

**Guidelines**

1. USGA rules apply.
2. 14-club rule is in effect.
3. Choking up on the golf club is allowed one grip length at any point with the exception of hazards.
4. Players proceed to drop area if ball is in water hazard off the tee. Stroke penalty applies.
5. Out of Bounds (marked with white stakes) will be treated as lateral hazard and proceed accordingly.
6. Boys and girls will have a six stroke limit.
7. Boys and girls will use the same tee position.
8. **Coaching/instruction is not permitted.**
9. Each golfer is responsible for keeping not only his or her scorecard, but also must record the scores of every golfer in his or her group.
10. Team finishes will be determined by the total scores of the team. The four best scores will be utilized.
11. Medals will be awarded to the top three finishers.

### **3-ON-3 SOCCER**

#### **695 (Boys) and 795 (Girls)**

As one of the world's favorite sports, soccer is part of the competition in 3-on-3 teams.

Teams will be made up of six players, allowing for three on the field and three substitutes. These six players must remain the same six players throughout the competition. If any team is more than five minutes late for its scheduled time, it will forfeit the game.

For in-depth information on the game of soccer (football), please refer to [www.fifa.com](http://www.fifa.com). The event will be a single-elimination tournament governed by the FIFA laws of the game except as listed below:

1. No player may score on a kickoff.
2. A goal may be scored only from a touch within a team's offensive half of the field.
3. The ball is kicked in from out-of-bounds, not thrown in.
4. No slide tackling.
5. No off-sides.
6. Shin guards must be worn.
7. If a team uses more than the allowed six players, they will forfeit the game.
8. There is no designated goalie and no player may touch the ball with his or her hands.
9. No offensive or defensive player may touch the ball with any part of their body in the goal box. A defensive touch results in a goal counted for the offensive team. An offensive touch results in a dead ball which becomes a goal kick for the other team.
10. Play will take place on a field approximately 36 yards by 44 yards, using goals that are smaller in dimension than regulation size goals (approximately 5 feet x 10 feet). The goal box is 12 feet wide x 6 feet deep. A size 5 ball will be used. The game will consist of two ten-minute halves with a three-minute halftime break.
11. Ties will end in a two minute sudden death. First team to score wins.

## CHEERLEADING - 800

Cheer squads represent their schools in an action-packed competition filled with school spirit.

### Practice Times

During the week of Competition, cheer squads may sign up at the Aerobics Center for practice times in the Gymnastics Room, the Aerobics Room, as well as the Aerobics Center floor.

Cheer squads must adopt the safety guidelines established by the AACCA Safety Manual. The Cheerleading Eligibility Certification Form (available online at the Competition Web site) must be signed by the squad's advisor and submitted at registration to qualify a squad for eligibility. Cheerleading routines must uphold the ideals and values of Christian schools, as well as the standards of the Competition.

### Guidelines

1. Safety and spotting techniques should be the foremost concern and should be considered before the degree of difficulty of a stunt or routine. ORU does not encourage unsafe stunts or impractical routines.
2. The time limit for each squad will be a two minute minimum and a two and one-half minute maximum. One full minute should be devoted to cheer with one and one-half minutes devoted to the music portion. The watch will begin when the team signals to the head judge that the squad is in place to begin the routine. The watch will stop when the designated squad member signals the head judge. Penalties will be assessed for being either under or overtime.
3. Pom-poms and music are allowed. Megaphones are allowed. Black-soled shoes may not be worn during competition unless they are non-marking athletic shoes.
4. Pyramids more than two high are not allowed. Forward rolls and throws from the pyramid are not permitted. **NOTE:** Assisted rolls may be included; however, only members of the squad (non-spotters) may assist in the completion of the stunt.
5. Cheerleading squads will be penalized five points per incident for violation of safety rules with a maximum of 10 points per judge. After the third violation, the team will be disqualified.
6. Spotters are required for the cheerleading squad and must be in a matching, coordinating uniform. Spotters are not to participate in the routine except when spotting. At all other times spotters should remain to the side of the performing area.
7. Cheers and routines used should be those that could be used on other occasions.
8. Entrances should be planned out and spirited.
9. The squad should stay in place at the end of last cheer selection until dismissed by the head judge.
10. There are a minimum number of four participants.
11. Each squad must have three judging forms with the top halves completed.
12. No coaching from the sidelines is permitted.
13. Squads may be Co-ed.



## **WINTER GUARD - 805**

This event is not a cheerleading, dance or pom-pom routine. Neither is it intended to be a spiritual musical drama production. Winter Guard is a routine performed by a group using different pieces of equipment, such as flags, rifles and sabers. Every routine is based upon a theme. Routines range from simply playing the music to delving into human emotions and illusions. Performers are costumed in outfits and makeup that reflect and enhance the routine's theme.

Equipment work, commonly called "spinning", is written to reflect the moods, accents and ideas of the routine's music and theme. A routine usually contains a significant amount of dance choreography. Along with the equipment work, a "drill" is performed, which consists of the placement of the group on the court during the routine. All of these elements come together to create a Winter Guard routine.

ORU does not encourage unsafe stunts or impractical routines.

### **General Rules**

1. Time limit is at least four minutes and no longer than 10 minutes, beginning when the judge gives the signal to begin. The team is to be in place at the introduction and ready to begin at judge's signal.
2. Each team must have three judging forms with the top halves completed.
3. Each Winter Guard team must consist of at least four members, but no more than 25.
4. Equipment may include but is not limited to flags, rifles, sabers and ribbons. Points must be padded with tape. Poles may be straight, curved or geometric in shape. Weapons are not to be loaded with either live ammunition or blanks.
5. Whenever using the American flag, the American flag code must be observed. For more information, see [http://www.legion.org/?section=our\\_flag&subsection=flag\\_code&content=flag\\_code](http://www.legion.org/?section=our_flag&subsection=flag_code&content=flag_code)
6. Routines are performed in an area approximately the size of one basketball court.
7. The team should appear neat and "polished." They should all look uniform, as one unit.
  - a. Women: knee/calf length dresses, culottes, or long pants
  - b. Men: long pants
8. Black-soled shoes may not be worn during competition unless they are athletic shoes that do not mark the floor.
9. No coaching from the sidelines is permitted.

### **Music selection and Choreography**

Winter Guard is performed to marching, classical, blues, jazz or Broadway-style music. Songs with words are permitted, so long as the words are in keeping with the Christian message. Choreography should not contain risqué or suggestive movements. Please use your best judgment and be conservative in your selection.

### **Judging Criteria**

1. **Ensemble Analysis**
  - a. Evaluates the mechanical and artistic quality of the design of staging, equipment and body.

- b. Judges also credit the technical and expressive achievement of the performers. This includes the appearance and appropriateness of costuming and make-up.

2. **Equipment**

- a. Measures the depth, range and variety of the equipment challenges, commonly referred to as the equipment vocabulary.
- b. At the same time, the competitors are credited based on the depth of their technical and expressive training and the degree of achievement of the material they are performing. This takes into account the variety of equipment and difficulty of their use. Lower technical difficulty is applied to upper body range and higher technical difficulty is acknowledged if lower or the entire body is used to maneuver equipment.

3. **Movement**

- a. Measures the depth, range and variety of the movement challenges, commonly referred to as the movement vocabulary.
- b. At the same time, the competitors are credited based on the depth of their technical and expressive training and the degree of achievement of the material they are performing. Movement also evaluates the interpretation of the music.

4. **General Effect**

- a. This embodies all components of the routine such as the overall effect of the staging, equipment/body movements, musicality, originality/imagination and entertainment quality.
- b. Credit is also awarded for the ability of the group to communicate the theme of the routine to the audience.

## **MUSIC**

### **900-999**

The music competition provides the opportunity for students to communicate through the richness of various styles of music and musical instruments, as well as to demonstrate their talents in composition.

#### **General Guidelines**

All students appearing in music events should observe these important points, since they will enter into judging in most events. Carelessness on these points could disqualify an otherwise excellent presentation.

#### **1. Appearance**

Dignity and good grooming should be apparent. School uniforms or black or navy attire is acceptable. Traditional choir clothing is also appropriate. We are aware that at times competitors coming from other events may not have time to change clothing; if this is the case, competitors should inform judges of the reason why they are dressed as they are.

#### **2. Poise and Self-confidence**

##### **a. Approach**

The approach is one of the most important elements in performance. Competitors should walk confidently and briskly to the podium or front of the room, establish eye contact, pause for five to ten seconds and begin the presentation.

##### **b. Eye contact**

Students should establish rapport with the audience with good eye contact. Avoid looking down often. Avoid looking at the ceiling or out of a window. Eyes should move up and down, back and forth over the entire audience, slowly and naturally.

##### **c. Posture and Gestures**

Students must not slouch! They should stand straight without locking the knees. Gestures should be free and flow naturally from enthusiasm. Natural movements are forceful. Forced gestures are ineffective.

##### **d. Delivery**

Vocalists should project their voices using their diaphragm.  
Instrumentalists should play loud enough to be heard by the judges.

#### **3. Preparation**

Preparation and study are prerequisites for all musical performances. Consistent practice is the key to good performance. To ensure preparation, all contests require that you provide the judges with three copies of your musical score.

#### **4. Memory**

ALL vocal numbers and instrumental solos should be from memory. Using written music will result in points deducted for the competitor.

a. Bands and instrumental ensembles will be allowed to use music.

b. Accompanists may use music.

#### **5. Music Selection**

Students or school groups may not select material they have previously presented at Competition. Sacred, approved patriotic or classical music appropriate in a church setting must be used. (If you are

in question, please submit the proposed score to the Competition Coordinator for approval before spending time on a questionable entry.)

**Vocal:**

- a. Music for vocal ensembles should lean toward more traditional festival competition numbers rather than light country or gospel sing-a-long style. Rapping is not acceptable for music selections.
- b. Choirs will be required to perform two musical selections within ten minutes. One selection must be a liturgical/classical piece, and the other selection must be a contemporary Christian piece.
- c. Male and female solos are divided into two separate categories: Liturgical/Classical and Contemporary Christian. The Liturgical/Classical selection does not have to be in a foreign language.

**Instrumental:**

Instrumentalists should choose generally accepted classical literature. It would be to your benefit to choose music written and arranged specifically for the particular instrument being used. Music performed must have a melody/lead; accompaniments alone do not qualify.

**6. Directors**

- a. Choirs and Large Vocal Ensembles may have a director standing in front to direct. Groups of eight or fewer members may not have a director or they will be disqualified.
- b. Instrumental groups of four or fewer members may not have a director or they will be disqualified.

**7. Copies of Music**

- a. Each competitor must submit three copies of the music being performed to the judges, one of which must be an original. If the selection is sung in a foreign language, copies in English will need to be provided as well. The name of the competitor's school must appear on each piece of music.
- b. **Originals retrieved electronically must include the name of the Web site from which it was retrieved, as well as a copy of the approval page for the transaction stating: The company's name, what has been purchased, how much was paid, the shipping address and any tracking information or instructions. Otherwise, electronic copies will not be allowed and the competitor will be disqualified.**
- c. Originals received via fax from a publisher or composer must be accompanied by a letter (can be faxed) from the publisher or composer granting the competitor permission to use the music.
- d. If a piece of music is **photocopied**, this statement must be written on the copy: **"This copy is for judges only and will be destroyed after judging is complete."** Without this statement, the competitor will be disqualified automatically at that time. Photocopies will not be returned to the competitor but kept and destroyed by the supervisor of the music area.

8. **Judging Forms**

There must be three judging forms filled out to accompany the three **numbered scores** of music to give to the judges. Choirs must have six judging forms, three for each piece being performed. Participants cannot compete without these forms and scores.

9. **Use of Accompaniment**

- a. Vocal competitors may use recorded accompaniment or appropriate live instrumental accompaniment.
- b. Instrumentalists may use live or recorded piano accompaniment.
- c. Backup voices will not be allowed on soundtracks and will result in disqualification of the competitor.

10. **Time Limits**

Time begins with the first sound of the presentation and ends with the last sound. Points will be deducted for time limit violations.

**Vocal**

- a. All vocal numbers must be at least two minutes long.
- b. Five minutes maximum for Small Vocal Ensembles, Quartet, Trio, Duet, Solo and Original Composition
- c. Eight minutes maximum for Large Vocal Ensemble
- d. Ten minutes maximum for Choir

**Instrumental**

- a. All instrumental numbers must be at least two minutes long.
- b. Five minutes maximum for Percussion Solo/Ensemble, Wind Solo/Ensemble, Brass Solo/Ensemble, String Solo/Ensemble and Original Composition
- c. Eight minutes maximum for Mixed Instrumental Ensemble, Handbell Choir, Piano Solo and Praise Band/Worship Team
- d. Ten minutes maximum for Band

12. **Introduction**

Competitors are to give their name, the name of their school and the name of their selection. No additional comments should be made.

13. **Instruments**

ORU has the following percussion instruments available: timpani, bass drum, a basic trap set (one 22-inch bass drum; two mounted toms with 12-inch and 13-inch heads; one 16-inch floor tom; one 14-inch snare drum; one 14-inch high hat cymbal; one 16-inch crash cymbal; and one 20-inch ride cymbal) and xylophone. (This does not include mallets or sticks.) ORU also can provide a bass amp. All other equipment, including mallets or sticks for instruments, must be provided by the school.

**The use of ORU Music Department equipment and/or instruments during Competition events requires notice prior to Competition week. The Music Equipment Request Form Q must be received by e-mail, fax or mail in the Competition office by May 11, 2012. Without prior notice a deduction will be applied to the event affected.**

**14. Sound Equipment**

Sound equipment will be provided. The sound level for microphones will be set at an appropriate level before the performance begins and will not be raised or lowered. **Schools are encouraged to provide a sponsor to advise the ORU sound technician.**

**15. Storage**

**Requests to store musical instruments and equipment in the Timko Barton building will be available. Music equipment check-in is Sunday afternoon, May 20, 2012 from 2:30 to 5:00 p.m.** Instruments and equipment must be clearly labeled and be stored as directed by the building monitor. Access to the storage area may be limited.

**16. Rehearsal and Performance Times**

Each competitor will be designated a specific time to perform. Directors may check with the door monitor or at the music information table for rehearsal times. If one competitor is entered in several events, special permission may be requested so times are staggered to permit the student sufficient time to prepare for each event. The competitor is responsible to notify the accompanist of the event time.

**Guidelines for Evaluation on Judging Forms**

Judging forms are available for reference on the Competition Web site.

**1. Accuracy**

Was the selection performed exactly as written? Performances must be presented exactly as the music appears on the score, except for vocal solos.

a. In vocal solos, first and second sections (A & B) should be sung exactly as written. Improvisations are permissible on repeats of sections. The original score must be given to the judges with the words "ad lib" written in the proper places. If there are minor changes, music should be rewritten to reflect such changes. Any changes to the printed music must be marked on the judges' copies.

b. ALL arrangements must be written out as performed, i.e., a trio in three-part harmony will have a musical score with three parts on the clef(s). Clearly define written music for parts. Mark out parts not performed. Any changes to the printed music must be marked on the judges' copies.

**2. Intonation**

Were the notes clearly in tune throughout the number? Was it a clear, round tone or a focused tone?

**3. Projection**

Was the tone supported so it could be heard? Was the competitor singing/playing so as to be heard by someone in the audience at least halfway back in the auditorium?

**4. Interpretation**

Were the tempo, volume, phrasing, fermatas, attacks, rests and style in accordance with the number?

5. **Appearance**

Does the competitor present attractive appearance in dress (shoes, tie, jacket, etc.), carriage, posture, gestures, facial expressions, awareness of listeners and other musicians?

- a. The competitor should not turn his or her back to the listeners.
- b. He or she should move quickly into place and communicate their name, the name of his or her school and the name of his or her selection. No additional comments should be made.

6. **Appropriateness**

Is the number appropriate for the size, age and ability of the performer(s) – vocal or instrumental?

**Judges will take into consideration the difficulty of the number.**

7. **Scoring and points**

No competitor can place or have his or her school earn points unless he or she scores at least AVERAGE on the Competition rating.

8. **Time Limit**

Points will be deducted for pieces under and over specified time limit. See General Guidelines for more information.

## EVENT GUIDELINES

### LITURGICAL/CLASSICAL SOLO (MALE) – 900 LITURGICAL/CLASSICAL SOLO (FEMALE) – 905

1. Performances must be no less than two minutes and no more than five minutes in length.
2. The musical selection does not have to be in a foreign language.
3. Competitors must submit three completed judging forms and three numbered scores of music to the judges.
4. Competitors may use a recorded accompaniment or appropriate live instrumental accompaniment. Soundtracks with backup voices will not be allowed.
5. Consult the General Guidelines for additional pertinent information.

### CONTEMPORARY CHRISTIAN SOLO (MALE) – 901 CONTEMPORARY CHRISTIAN SOLO (FEMALE) – 906

1. Performances must be no less than two minutes and no more than five minutes in length.
2. Competitors must submit three completed judging forms and three numbered scores of music to the judges.
3. Competitors may use a recorded accompaniment or appropriate live instrumental accompaniment. Soundtracks with backup voices will not be allowed.
4. Consult the General Guidelines for other information pertinent to this event.

## DUET – 910

1. Performances must be no less than two minutes and no more than five minutes in length.
2. Music selections must consist of sacred, approved patriotic or classical pieces appropriate for performance in a church setting. Competitors should choose traditional festival competition music, avoiding such styles as light country, gospel sing-a-long and rap.
3. Competitors may use a recorded accompaniment or appropriate live instrumental accompaniment. Soundtracks with backup voices will not be allowed.
4. Duets may not have a director or they will be disqualified.
5. Competitors must submit three completed judging forms and three numbered scores of music to the judges.
6. Consult the General Guidelines for additional pertinent information.



### **TRIO – 915**

1. Performances must be no less than two minutes and no more than five minutes in length.
2. Music selections must consist of sacred, approved patriotic or classical pieces appropriate for performance in a church setting. Competitors should choose traditional festival competition music, avoiding such styles as light country, gospel sing-a-long and rap.
3. Competitors may use a recorded accompaniment or appropriate live instrumental accompaniment. Soundtracks with backup voices will not be allowed.
4. Trios may not have a director or they will be disqualified.
5. Competitors must submit three completed judging forms and three numbered scores of music to the judges.
6. Consult the General Guidelines for additional pertinent information.

### **QUARTET – 920**

1. Performances must be no less than two minutes and no more than five minutes in length.
2. Music selections must consist of sacred, approved patriotic or classical pieces appropriate for performance in a church setting. Competitors should choose traditional festival competition music, avoiding such styles as light country, gospel sing-a-long and rap.
3. Competitors may use a recorded accompaniment or appropriate live instrumental accompaniment. Soundtracks with backup voices will not be allowed.
4. Quartets may not have a director or they will be disqualified.
5. Competitors must submit three completed judging forms and three numbered scores of music to the judges.
6. Consult the General Guidelines for additional pertinent information.

### **SMALL VOCAL ENSEMBLE – 925**

1. Small vocal ensembles must consist of five to eight persons.
2. Performances must be no less than two minutes and no more than five minutes in length.
3. Music selections must consist of sacred, approved patriotic or classical pieces appropriate for performance in a church setting. Competitors should choose traditional festival competition music, avoiding such styles as light country, gospel sing-a-long and rap.
4. Competitors may use a recorded accompaniment or appropriate live instrumental accompaniment. Soundtracks with backup voices will not be allowed.

5. Small vocal ensembles may not have a director or they will be disqualified.
6. Competitors must submit three completed judging forms and three numbered scores of music to the judges.
7. Consult the General Guidelines for additional pertinent information.

### **LARGE VOCAL ENSEMBLE – 930**

1. Large vocal ensembles must consist of **9-18 persons**.
2. Performances must be no less than two minutes and no more than eight minutes in length.
3. Music selections must consist of sacred, approved patriotic or classical pieces appropriate for performance in a church setting. Competitors should choose traditional festival competition music, avoiding such styles as light country, gospel sing-a-long and rap.
4. Competitors may use a recorded accompaniment or appropriate live instrumental accompaniment. Soundtracks with backup voices will not be allowed.
5. Large vocal ensembles may have a director.
6. Competitors must submit three completed judging forms and three numbered scores of music to the judges.
7. Consult the General Guidelines for additional pertinent information.

### **CHOIR – 935**

1. Choirs must consist of **19 or more** persons.
2. Choirs are given a maximum of ten minutes to perform two musical selections: one liturgical/classical piece and one contemporary Christian piece.
3. Choirs must provide six judging forms (three for each musical selection the choir is performing) and three numbered scores of each music selection to the judges.
4. Competitors may use a recorded accompaniment or appropriate live instrumental accompaniment. Soundtracks with backup voices will not be allowed.
5. Choirs may have a director.
6. Consult the General Guidelines for additional pertinent information.

### **PIANO SOLO – 940**

1. Performances must be no less than two minutes and no more than eight minutes in length.
2. Competitors must submit three completed judging forms and three numbered scores of music to the judges.
3. Instrumentalists may use live or recorded accompaniment.
4. Consult the General Guidelines for additional pertinent information.

### **WOODWIND SOLO – 950**

1. Performances must be no less than two minutes and no more than five minutes in length.
2. Competitors must submit three completed judging forms and three numbered scores of music to the judges.
3. Instrumentalists may use live or recorded piano accompaniment.
4. Consult the General Guidelines for additional pertinent information.

### **BRASS SOLO – 955**

1. Performances must be no less than two minutes and no more than five minutes in length.
2. Competitors must submit three completed judging forms and three numbered scores of music to the judges.
3. Instrumentalists may use live or recorded piano accompaniment.
4. Consult the General Guidelines for additional pertinent information.

### **STRING WITH BOW SOLO/ENSEMBLE – 960**

1. Performances must be no less than two minutes and no more than five minutes in length.
2. Competitors must submit three completed judging forms and three numbered scores of music to the judges.
3. Instrumentalists may use live or recorded piano accompaniment.
4. Consult the General Guidelines for additional pertinent information.

### **STRING WITHOUT BOW SOLO – 965**

1. Performances must be no less than two minutes and no more than five minutes in length.
2. Competitors must submit three completed judging forms and three numbered scores of music to the judges.
3. Instrumentalists may use live or recorded piano accompaniment.
4. Consult the General Guidelines for additional pertinent information.

### **PERCUSSION SOLO – 970**

1. Performances must be no less than two minutes and no more than five minutes in length.
2. Competitors must submit three completed judging forms to the judges.
3. For traditional percussion solos for which numbered scores of music are obtainable, three copies of numbered scores of music must be submitted to the judges. For contemporary pop, rock or Latin percussion solos for which no music score exists, the soloist must notify the judges prior to the performance that a music score does not exist for this solo.
4. Instrumentalists may use live or recorded piano accompaniment.
5. Consult the General Guidelines for additional pertinent information.

### **WOODWIND ENSEMBLE – 975**

1. Woodwind ensembles must consist of two to eight persons.
2. Instrumental groups of four or fewer members may not have a director.
3. Performances must be no less than two minutes and no more than five minutes in length.
4. Competitors must submit three completed judging forms and three numbered scores of music to the judges.
5. Instrumentalists may use live or recorded piano accompaniment.
6. Consult the General Guidelines for additional pertinent information.

### **BRASS ENSEMBLE – 980**

1. Brass ensembles must consist of two to eight persons.
2. Instrumental groups of four or fewer members may not have a director.

3. Performances must be no less than two minutes and no more than five minutes in length.
4. Competitors must submit three completed judging forms and three numbered scores of music to the judges.
5. Instrumentalists may use live or recorded piano accompaniment.
6. Consult the General Guidelines for additional pertinent information.

### **STRING WITHOUT BOW ENSEMBLE – 990**

1. String without bow ensembles must consist of two to eight persons.
2. Instrumental groups of four or fewer members may not have a director.
3. Performances must be no less than two minutes and no more than five minutes in length.
4. Competitors must submit three completed judging forms and three numbered scores of music to the judges.
5. Instrumentalists may use live or recorded piano accompaniment.
6. Consult the General Guidelines for additional pertinent information.

### **PRAISE BAND/WORSHIP TEAM – 991**

1. Teams will be composed of 3-12 members with at least one vocalist. The group may consist of all vocalists or be a combination of vocalists and instrumentalists. Instruments may include brass, woodwinds, strings and percussion.
2. Teams will perform two to three selections in a flowing, worshipful presentation. (Free form worship or singing in the spirit will not be considered as a “selection.”) Music may be selected from the entire repertoire of group/congregational worship music, from traditional hymns to the most current contemporary music. Original compositions may be used but must be completely written out with full rhythm/lead sheet, including words and melody. No extra points are awarded for original compositions and they will be judged by the same criteria as published music.
3. Selections should be appropriate for leading church group/congregational praise and worship. The text, melody and rhythms should be able to be sung by a church group/congregation. Songs more appropriate for solo or ensemble performance or personal testimonial pieces should not be entered in this event.
4. Tracks may not be used. All performances will be live.
5. Time limit for this event is 15 minutes (five minute set up, two minute sound check, **eight minutes to perform**).
6. Teams must submit to the judges three completed judging forms, three numbered scores of all music performed, and/or the original CDs containing the songs presented (for copyright information).

7. The competition will provide a sound system, trap set, all direct boxes (guitar/bass, etc.), keyboard and acoustic piano. **Schools are encouraged to provide a sponsor to advise the ORU sound technician for this and any/all music events. In addition, a Technical Needs Diagram (available on the Competition Web site) must be completed and submitted at Registration.**

### **Judging Criteria**

1. Rules follow a combination of vocal, instrumental and Dramatic Arts (drama and preaching) guidelines
2. Appropriateness of selection for group/congregational praise and worship
3. Text of song is scripturally/theologically sound
4. Projection, stage presence, appearance (non-distracting, attractive, consistent)
5. Transitions (musical continuity, limited spoken words, limited free form worship)
6. Balance (within vocalists and instrumentation and between vocals and instruments)
7. Blend
8. Intonation
9. Tone quality
10. Diction/Clarity
11. Rhythm and accuracy
12. Overall effectiveness of worship
13. Appearance
14. Sincerity

### **PERCUSSION ENSEMBLE – 995**

1. Percussion ensembles must consist of two to eight persons.
2. Instrumental groups of four or fewer members may not have a director.
3. Performances must be no less than two minutes and no more than five minutes in length.
4. Competitors must submit three completed judging forms the judges.
5. For traditional percussion ensembles for which numbered scores of music are obtainable, three copies of numbered scores of music must be submitted to the judges. For contemporary pop, rock or Latin percussion ensembles for which no music score exists, the ensemble must notify the judges prior to their performance that a music score does not exist for this performance.

6. Instrumentalists may use live or recorded piano accompaniment.
7. Consult the General Guidelines for additional pertinent information.

### **MIXED INSTRUMENTAL ENSEMBLE – 996**

1. Mixed Instrumental Ensembles must consist of two to eight persons.
2. Instrumental groups of four or fewer members may not have a director.
3. Performances must be no less than two minutes and no more than eight minutes in length.
4. Competitors must submit three completed judging forms and three numbered scores of music to the judges.
5. Instrumentalists may use live or recorded piano accompaniment.
6. Consult the General Guidelines for additional pertinent information.

### **BAND – 997**

1. Bands must consist of nine or more persons.
2. Performances must be no less than two minutes and no more than ten minutes in length.
3. Bands must submit three completed judging forms and three numbered scores of music to the judges.
4. Bands may have a director.
5. Consult the General Guidelines for additional pertinent information.

### **HANDBELL CHOIR - 998**

1. This is the only event in which handbells are used.
2. Schools are to provide their own handbells.
3. A hand bell choir will consist of five or more members.
4. Handbell Choirs may have a director.
5. Performances must be no less than two minutes and no more than eight minutes in length.
6. Competitors must submit three completed judging forms and three numbered scores of music to the judges.
7. Instrumentalists may use live or recorded piano accompaniment.

8. Consult the General Guidelines for additional pertinent information.

## **Judging Criteria**

### **1. Presentation**

- a. **Poise:** Overt attitude, personal presentation, recovery, pleasant facial expression.
- b. **Posture:** Personal carriage, platform decorum.
- c. **Style:** Do circles match? Does it look easy?
- d. **Music:** Is it memorized? Does the music hide the bells?

### **2. Selection**

- a. **Appropriateness:** Is it contest caliber? Is it within the ability of the performers? Is the sacred selection one with which audience can make word association?
- b. **Arrangement:** Variation of style appropriate for the selection is in good taste, clarity of melodic line throughout piece, shows ability of the instrument.

### **3. Interpretation**

- a. **Phrasing:** Proper use of musical sentence and/or musical thought, precise attack and release, clean damping.
- b. **Dynamics:** Crescendo, decrescendo and nuances.
- c. **Communication:** Conveying the complete understanding of musical thought, the message is coming through, mood.

### **4. Technique**

- a. **Tone Quality:** Beauty, tone (mellow or harsh).
- b. **Rhythmic Stability:** Regular, steady, consistent beat; tasteful determination of tempo for best performance of music; clarity of beat.
- c. **Precision:** Accuracy of note, precision of simultaneous ringing within one chord.
- d. **Specific Handbell Techniques:** Ring, pluck, tap pluck, thumb damp, hand damp, martellato, mallets, shake, trill, tower sing.



## ORIGINAL INSTRUMENTAL COMPOSITION - 999

1. This is an individual event. The music must be written by only one student with no collaboration.
2. Compositions must be no less than two minutes and no more than five minutes in length.
3. The composition should be performed by the composer or a friend. Composition may be performed by more than one person, if written in parts. NOTE: It must be performed live--not pre-recorded.
4. A written score must be provided to the judges and must be performed as written.
5. Three judging forms must be submitted to the judges.
6. Students must pick up their original copies immediately following their presentation. The Competition will not be held responsible for uncollected original compositions.

### Judging Criteria

1. **Overall Quality/Creativity:** This category is where the music will be judged for its overall auditory appeal.
2. **Originality:** The music should not be trite or derived from other music.
3. **Appropriateness:** The music should be consistent in following with the Christian theme of the Competition.
4. **Dynamics:** The music should cover a measurable dynamic range in order to create changes in intensity.
5. **Rhythm and Feel:** This category is where the music will be judged on its changes and/or consistencies in rhythm and tempo to add variety and freshness to the music.
6. **Communication/Mood:** The composition will be judged on its ability to create a desired effect as promoted by the composer.

## ORIGINAL VOCAL COMPOSITION - 985

1. This is an individual event. Both words and music must be written by the same student.
2. Compositions must be no less than two minutes and no more than five minutes in length.
3. A song written by a student should be performed by the composer or a friend. NOTE: It must be performed live—not pre-recorded.
4. A written score that includes the melody line and a simple accompaniment or four-part chord structure must be provided to the judges, and the melody line must be performed as written.
5. The words must follow the general rules of poetry, having a theme, poetic language, rhythm and rhyme.

6. Words
  - a. Poetic in tone; free from slang or earthy language
  - b. Having a clear rhyme scheme
  - c. Original: not trite or derived from other music
7. Music
  - a. Generally follows rules of melody writing and harmonic progress
  - b. Suitable to the words
  - c. Original: not trite or derived from other music
  - d. Accurately written down in acceptable notation
8. There must be three judging forms filled out to accompany the three numbered scores of music to give to the judges.
9. Students must pick up their original copies immediately following their presentation. The Competition will not be held responsible for uncollected original compositions.

## DRAMATIC ARTS 1000-1099

Each year audiences at the competition anticipate the performances of those with the gift of inspiration.

### GENERAL GUIDELINES

All students appearing in Dramatic Arts events should observe the following important points, since they will enter into judging in most events. Carelessness on any of these points could disqualify an otherwise excellent presentation.

The goal of each event in the Dramatic Arts category is to provide an opportunity through which a well-prepared performance displays the students' talent, understanding of character and appropriate communication through the performance medium.

#### 1. **Appearance**

Dignity and good grooming should be apparent. Students not in costume should represent themselves wearing professional attire. We are aware that at times students coming from other events may not have time to change clothing; if this is the case, competitors should inform judges of the reason why they are dressed as they are.

#### 2. **Poise/Self-confidence**

- a. **Approach:** The approach is one of the most important elements in speaking and public reading. Competitors should walk confidently and briskly to the podium or front of the room, establish eye contact, pause for five to ten seconds and begin the presentation.
- b. **Eye Contact:** Establish rapport with the audience by good eye contact. Avoid looking down often. Avoid looking at the ceiling or out of a window. Eyes should move up and down, back and forth over the entire audience, slowly and naturally.
- c. **Posture and Gestures:** Performers should stand straight without locking the knees. In the oratorical events, gestures should be free and flow naturally. Natural movements are forceful. Forced gestures are ineffective. In the acting events, posture and gestures should be in character and theatrical.
- d. **Delivery:** The performer should project his or her voice, speaking from the diaphragm.

#### 3. **Preparation**

Preparation and study are prerequisites for all Dramatic Arts. Research, organization, outline, familiarity with the subject, as well as memorization (for theatrical events) are necessary components of preparation.

Judges will not prompt or supply forgotten lines to competitors.

#### 4. **Material Selection**

Individual students or school groups may not select material they have previously presented at Competition.

- a. A selection which depends to a great extent upon elaborate lighting or technical effects for its success should be avoided in competition.

- b. It is strongly recommended that selections written for a male be performed by a male and selections written for a female be performed by a female.
- c. Avoid scripts that would be classified as "musicals."

5. **Copyright/Originality**

Materials selected for Original Entries Monologue and Dialogue must be original in that they are non-published. See the actual entries for further detail. With the exception of Classical Mime and Puppets, published scripts must be used. Some suggested sources for published material include Samuel French ([www.samuel french.com](http://www.samuel french.com)), Lillenas Publishing Company ([www.lillenas.com](http://www.lillenas.com)), Baker's Plays ([www.bakersplays.com](http://www.bakersplays.com)), Dramatists Play Service ([www.dramatists.com](http://www.dramatists.com)) and Christians in Theatre Arts (CITA). On its Web site, CITA ([www.cita.org](http://www.cita.org)) lists published playwrights as well as links to Christian performers and groups, all of which may provide more sources for published scripts.

6. **Time Limit**

Each event has a time limit. Any performance which is over or under the limit will be penalized points. Time cards are optional but may be used to help competitors keep track of time limits. If a competitor would like for the time cards to be used, he or she must inform the timekeeper prior to the start of the performance.

7. **Scripts/Outline**

All entries must present three copies of their selection/script to the judges before their performance. Plastic folders are unnecessary. **Scripts must contain author, publishing information and source of script or include, for the original events, author and year written.** If a script is photocopied, this statement must be written on the copy: "This copy is for judging only and will be destroyed after judging is complete."

8. **Judging Forms**

All entries must present three photocopied judging forms with contestant information completed on each to the judges before their performances.

9. **Props**

All students must bring their own props and/or materials. Schools should call the Competition Coordinator if they have need of a set piece that ORU may be able to furnish.

10. **Theatrical Effects**

Pre-recorded background music or sound effects may be used, but contestants must perform live all verbal communication. Judges may not be asked to "press play" on the recording.

**Guidelines for Evaluation on Judging Forms**

The following are some of the criteria judges consider. Judging forms for each event are available for reference on the Competition Web site.

- 1. **Accuracy:** Was the selection performed exactly as written? Performances must be presented exactly as written in the script or outline.
- 2. **Voice/Diction:** Did the performer(s) speak clearly? Was their voice used effectively to communicate the message?
- 3. **Interpretation:** Was the "feel" of the message conveyed? Did the performer properly interpret the author's idea?

4. **Staging:** Were movements blocked appropriately?
5. **Appearance:** Were costumes and make up appropriate? Did performer demonstrate self-confidence?
6. **Appropriateness:** Is the piece appropriate for the ability of the performer(s).  
**Judges will take into consideration the difficulty of the piece.** Is the text or theme of the selection suitable?
7. **Memory:** Refer to individual event guidelines concerning memorization requirements.
8. **Time Limit:** Points will be deducted for pieces under and over specified time limit. See General Guidelines for more information.

## ORATORY—1005

1. Combining a focus on writing and delivery, oratory shall be defined as an original, persuasive speech with a unique approach, demonstrating outstanding qualities of logic, organization, language and delivery that rises above the commonplace in its impact.
2. The competitor must develop a thesis on the topic listed below and present their arguments in a logical, organized manner. Notes or an outline may be used but the competitor may not speak from a script. Quotes should be cited and plagiarism of any kind will result in disqualification from the event.
3. The time limit for this competition is six to eight minutes.

### The topic for the Oratory Competition:

1. Are there spiritual ramifications to consider in reference to human cloning?

## POETRY-1010

1. This event is an oral interpretation of published poetry. It emphasizes the art of analyzing a selection from literature and effectively communicating all of its elements to an audience.
2. The performer must choose a poem to recite from memory. The performer should seek to create a mood and paint word pictures through vocal and facial suggestions rather than through extravagant action.
3. Time limit for this competition is three to six minutes.

## PREACHING-1015

1. Preaching shall be defined as the delivery of an original sermon demonstrating outstanding qualities of organization, practical application and biblical content that makes a beneficial impact on the audience.
2. Sermons should contain a biblical text and at least three major points with illustrations and Scripture for each. Sermons will be judged on biblical content, outline and effective delivery.
3. The time limit for preaching is six to eight minutes. Prayer should not be included in the speaking time.

## EXPRESSIVE READING-1020

1. Expressive reading is an oral interpretation of published prose which is read by the competitor. It emphasizes the art of analyzing a selection from literature and effectively communicating all of its elements to an audience.
2. Prose shall be defined as the ordinary form of written or spoken language without regulated rhyme or meter. **Famous speeches should not be used; speeches may be entered in the Monologue**

**event.** Before beginning their reading, competitors will notify the judges of where their reading was published and/or the source of the reading.

3. Readings should be bound in a black 3-ring binder.
4. Characterization should be secured through vocal and facial suggestions rather than through impersonation and acting. The contestant should avoid extravagant action. No props or costumes are allowed.
5. Time limit for this competition is three to six minutes.

### **ONE-ACT PLAY-1030**

1. A one-act play is a short literary work or a cutting from a longer work written for the stage, acted out by three to six players.
2. The script must be a published work. Please use the Original Entries Categories for non-published material. Some suggested sources for published material include:
  - a. Samuel French ([www.samuelfrench.com](http://www.samuelfrench.com))
  - b. Lillenas Publishing Company ([www.lillenas.com](http://www.lillenas.com))
  - c. Baker's Plays ([www.bakersplays.com](http://www.bakersplays.com))
  - d. Dramatists Play Service ([www.dramatists.com](http://www.dramatists.com))
  - e. Christians in Theatre Arts (CITA). On its Web site, CITA ([www.cita.org](http://www.cita.org)) lists published playwrights as well as links to Christian performers and groups, all of which may provide more sources for published scripts.

Before beginning their production, competitors will notify the judges of where the play was published and/or the source of the script.

3. Time limit for this presentation is 10-15 minutes. Three minutes setup time is allowed.

### **MONOLOGUE/DIALOGUE—1035/1040**

1. The source of the Monologue should be a published presentation in which one actor portrays one character. The performance must contain definite, blocked, motivated movements.
2. The source of the Dialogue should be a published presentation composed of two competitors performing a memorized scene or cutting. Each student may portray only one character in the scene. The characters act and react to each other during the course of the scene.
3. The script may be a cutting from a play, an adaptation from prose or a speech, but it must be from a published work or a published piece. Please use the Original Monologue/Dialogue events for non-published material. Some suggested sources for published material include:
  - a. Samuel French ([www.samuelfrench.com](http://www.samuelfrench.com))
  - b. Lillenas Publishing Company ([www.lillenas.com](http://www.lillenas.com))
  - c. Baker's Plays ([www.bakersplays.com](http://www.bakersplays.com))
  - d. Dramatists Play Service ([www.dramatists.com](http://www.dramatists.com))

- e. Christians in Theatre Arts (CITA). On its Web site, CITA ([www.cita.org](http://www.cita.org)) lists published playwrights as well as links to Christian performers and groups, all of which may provide more sources for published scripts.

Before beginning the monologue or dialogue, competitors will notify the judges of where their reading was published and/or the source of the script.

4. Monologues shall not include props that require set up time.
5. The time limit for Monologue is two to five minutes; the time limit for Dialogue is five to eight minutes. A three minute setup time is allowed for Dialogue.

### **CLASSICAL MIME SOLO/ENSEMBLE-1045/1046**

The art of mime chooses to set aside words in order to deal directly with thought(s) and feeling(s). Action, gesture, and physical expression serve as the core tools with which the story is told.

1. Action and Gesture: simple and clear movements that reveal the character's thoughts, intentions and feelings and draw the audience into the situation/story.
2. Physical Expression: posture, rhythms and attitudes that contribute to reveal the character's emotion.

Other elements which enhance the artistry of mime presentation include:

1. Statue: moments of emotional climax intended to maximize the feelings of all characters and overall impact. Should be rich and full of emotion (not empty or mechanical).
2. Illusion: stylized gesture and action which uses the imagination of the audience to create objects and surroundings.

#### **Guidelines**

1. Title cards signifying the name of the piece and/or subsections of the piece may be used, but most of the thoughts, emotions, ideas and moods should be conveyed through the art of mime.
2. Props may be used when absolutely necessary. When considering a prop for your specific situation, ask yourself, "Is it possible to effectively mime this object?" Please contact the Competition Coordinator with any questions concerning the use of props.
3. Instrumental music (music with words is not permitted) must be incorporated into at least one quarter of the piece. Sound effects may also be included within the time allotted for music. Coaches or sponsors should operate the music.
4. At least **two** moments of statue must be employed. A moment of statue must last for at least 10 seconds and should not stick out abruptly but rather follow logically and smoothly within the flow of your story. Everyone in the cast must participate in the statue (everyone must be still). Everyone must contribute emotionally to the picture created. Both statues should be designed with rich thought and feeling. Use a variety of levels. Use space creatively (some characters very close to one another, others contrastingly a distance away).



**Time Limits:**

1. Solo: 4-6 minutes (of which at least one minute and no more than two minutes must include music)
2. Ensemble (two to five persons): 8-10 minutes (of which at least two minutes and no more than four minutes must include music)

**Judging Criteria:**

1. **Blocking:** Purposeful movements? Well-designed? Balanced use of stage?
2. **Choice of material:** Is it character-building? Could this be used in a chapel service, church service or outreach event? Is the story intriguing?
3. **Characterization:** Effective communication of character to audience, man, woman, young, old, rich, poor, shy, aggressive, intellectual, etc. Is this effectively conveyed to the audience?
4. **Locale and Time established:** Indoors or out? How well do you define your surroundings to the audience? Day or night? What season of the year? Nature of the weather (especially if outdoors)?
5. **Illusion:** Convincing interaction with mimed object? Use of weight? Use of focus? (general rule regarding focus: when a mimed object is in your possession, you do not look at it; when it leaves your possession, you must look at it.) Consistent throughout?
6. **Gestures:** Should be purposeful, definitive and clear, meaningful, connected to emotions of character.
7. **Statue:** Stillness which captures the emotion of the moment; full of emotion? Interesting design? Is everyone still for at least 10 seconds? Does everyone fully participate in the emotion?
8. **Physical expression:** Thoughts and feelings effectively conveyed? Should encompass the entirety of the physical instrument (not limited to the face). Believable?
9. **Tempo:** Timing or rate of movement. Too fast? Too slow? Change appropriately? Precise timing? On cue?
10. **Climax:** Events peak or culminate to a point of highest interest?
11. **Conclusion:** Does it have a believable ending? Does it leave the audience hanging?
12. **Costume, makeup:** Does it add or detract from performance? Is it appropriate? Note: classic white face mask is certainly appropriate but not required.
13. **Use of music:** Was the music effectively used to enhance the piece?

## **ILLUSTRATED STORYTELLING-1050**

1. Illustrated storytelling is a one-person act of relating a published story in an animated, colorful manner, employing such items as flannel graphs, visual aids, costumes, sound effects and background music.
2. The storyteller should identify the intended audience. The storyteller may not pre-record his or her voice. A competitor's coach or sponsor may assist in the operation of needed background music or sound effect equipment. Recorded material must be compiled and arranged by the competitor.
3. The story should be memorized and given without notes.
4. Time limit for this competition is seven to ten minutes. Setup time is two minutes.

## **PUPPETS—1055**

Always a crowd favorite, the puppets category presents messages for all ages through colorful and lovable characters.

### **Guidelines**

1. All puppet shows must have a background to screen the puppeteers from the audience. Backgrounds must be provided by the contestants.
2. Scripts may be original or published.
3. Pre-recorded background music or sound effects may be used, but competitors must perform live all verbal communication.
4. No more than four puppeteers may participate; however, more than four puppets may be incorporated into the presentation.
5. Time Limit: The act will be limited to five to eight minutes. Set up time is five minutes.

## **ORIGINAL MONOLOGUE/DIALOGUE—1060/1065**

1. These events seek to provide a venue for original scripts.
2. The time limit for monologue (one competitor portraying one role) is two to five minutes; time limit for dialogue (two competitors each portraying one role) is five to eight minutes. A three minute setup time is allowed for Original Dialogue.
3. Entries are considered original if they have been developed by a non-published author. This may include the performer, coach or any other non-published author.
4. For the purposes of this competition, authors are considered non-published if their work is in limited release (such as the school newspaper or a Web site). A publisher is here defined as any syndicated print house.
5. Judges will analyze both the writing and the performance.  
With regard to writing, judges will analyze:

- a. Plot: Cohesive storyline (beginning, middle, end; climax or resolution)
- b. Structure: Presence of conflict (built through dialogue and action)
- c. Character development: Dialogue and character action
- d. Theme: What does it teach?
- e. Understanding of genre

With regard to performance, judges will analyze:

- a. Performance characterization
- b. Tempo
- c. Believability of action
- d. Vocal expression, projection, energy level
- e. Effectiveness of interaction with audience
- f. Concentration level
- g. Memorization
- h. Costume, makeup
- i. Diction
- j. Effective communication of character to audience

### DANCE—1070

1. Any style of dance is permissible to perform for this event.
2. The time limit for Dance Solo is two to three minutes; a three minute setup time is allowed for Dance Solo.
3. All dress for Dance Solo must be appropriate to the dancer's body, modest and to the content of the choreography.
4. The dance may be performed in silence or be accompanied by music. Only instrumental music may be used.
5. For the purpose of this competition, the choreography must be the student's work, but the student may have assistance and/or direction with creative ideas. Choreography should:
  - a. Develop from a chosen idea/theme
  - b. Should be age-appropriate
  - c. Contain respectful movement
6. Judges will analyze both the choreography and the performance.

With regard to choreography, judges will analyze:

- a. **Skill Level:** Choreography is appropriate to the level of dance experience.
- b. **Structure:** Solo has a clear sign of beginning, middle and end of the performance, and all parts are essential to the whole.
- c. **Elements of Movement:** Choreography uses a range of choices in space, shapes, qualities/dynamics and time.
- d. **Theme:** Soloist communicates the theme of the dance to the audience with interesting choices and originality.

With regard to performance, judges will analyze:

- a. **Technique:** Dancer's movement is well-rehearsed, demonstrates skill level and points to the theme of the dance.
- b. **Performance Level:** Dancer performs with confidence and uses appropriate expressiveness in movement.
- c. **Artistry:** Soloist dances with musicality, phrasing and movement quality/dynamics.

Dance Floor Dimensions are 38' x 20'.

