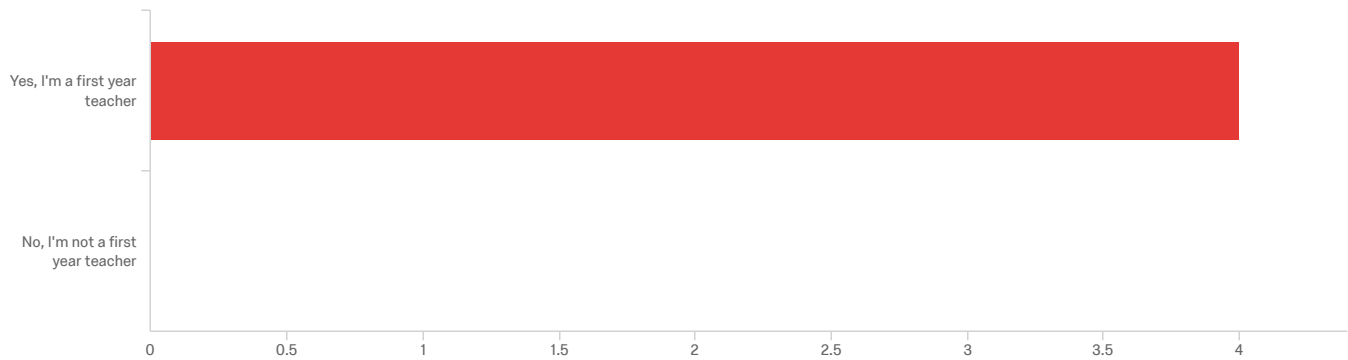


# FYT ORU Report

OEQA First Year Teacher Survey 2017-2018

June 12, 2018 6:29 PM MDT

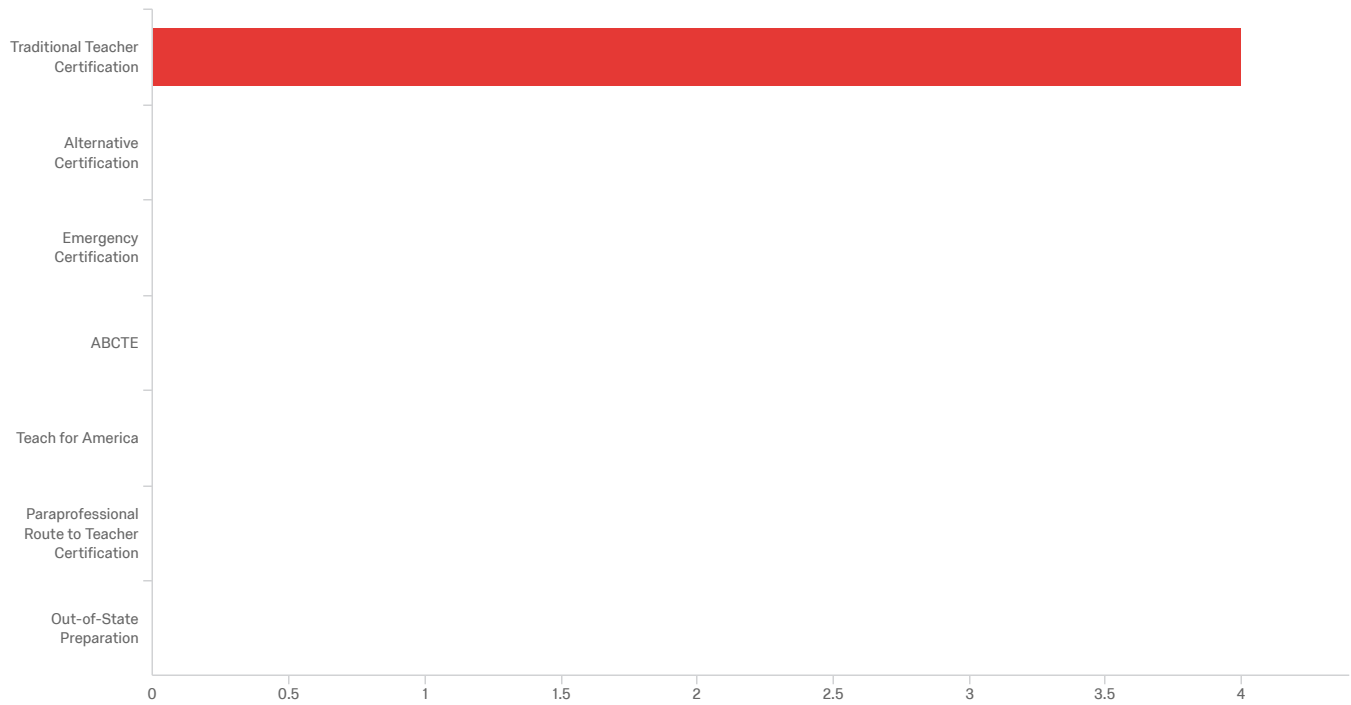
## 1. Are you a first year teacher?



#	Field	Choice Count
1	Yes, I'm a first year teacher	100.00% 4
2	No, I'm not a first year teacher	0.00% 0
		4

Showing Rows: 1 - 3 Of 3

## 2. Through which route did you receive your teaching license?



#	Field	Choice Count
1	Traditional Teacher Certification	100.00% 4
2	Alternative Certification	0.00% 0
3	Emergency Certification	0.00% 0
4	ABCTE	0.00% 0
5	Teach for America	0.00% 0
6	Paraprofessional Route to Teacher Certification	0.00% 0
7	Out-of-State Preparation	0.00% 0

4

Showing Rows: 1 - 8 Of 8

2a. In what area did you receive your degree?

In what area did you receive your degree?

---

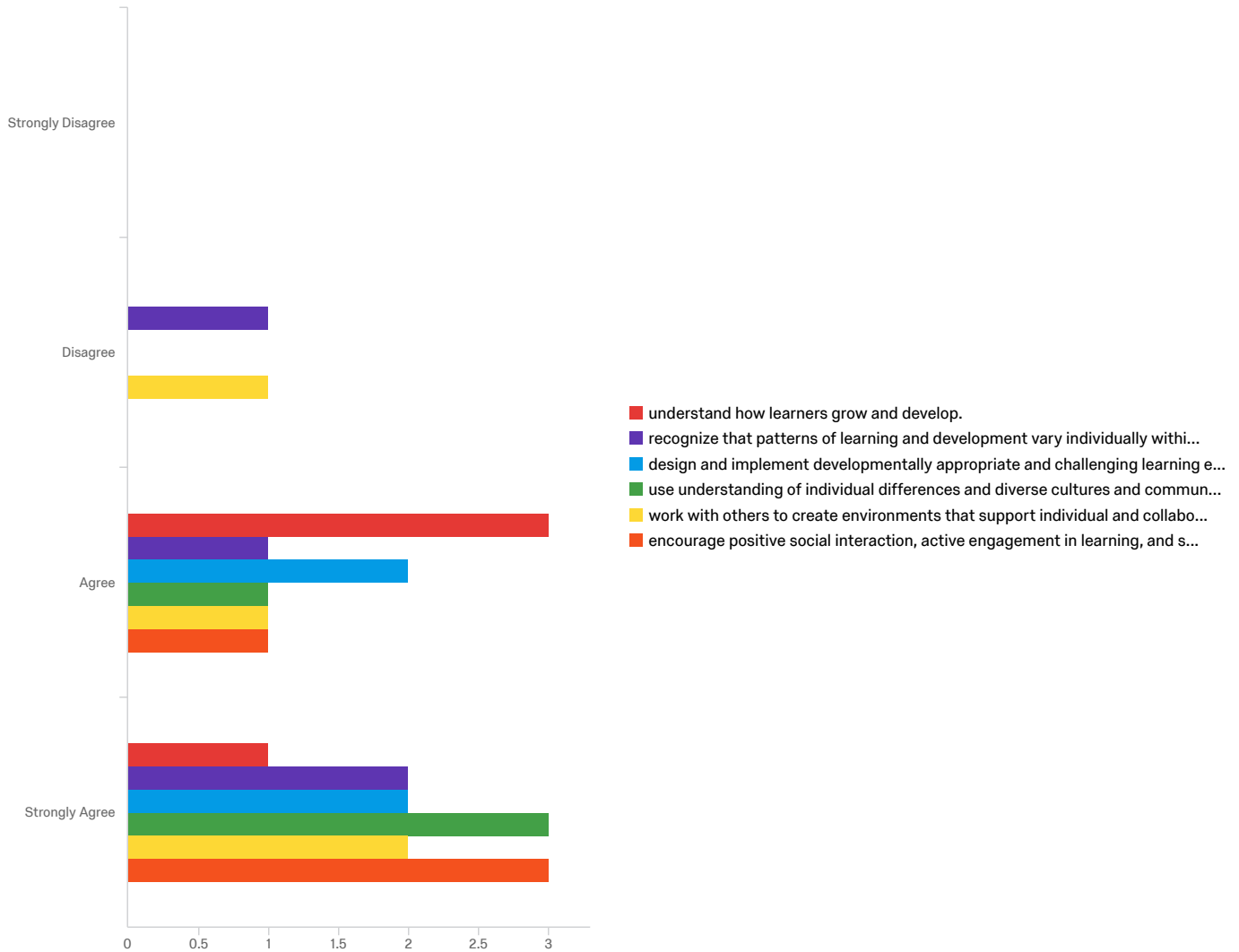
2b. In what year did you receive your degree?

In what year did you receive your degree?

---

### 3. The Learner and Learning Please rate the extent to which you agree with each

statement below. My preparation program/route to certification prepared me to:



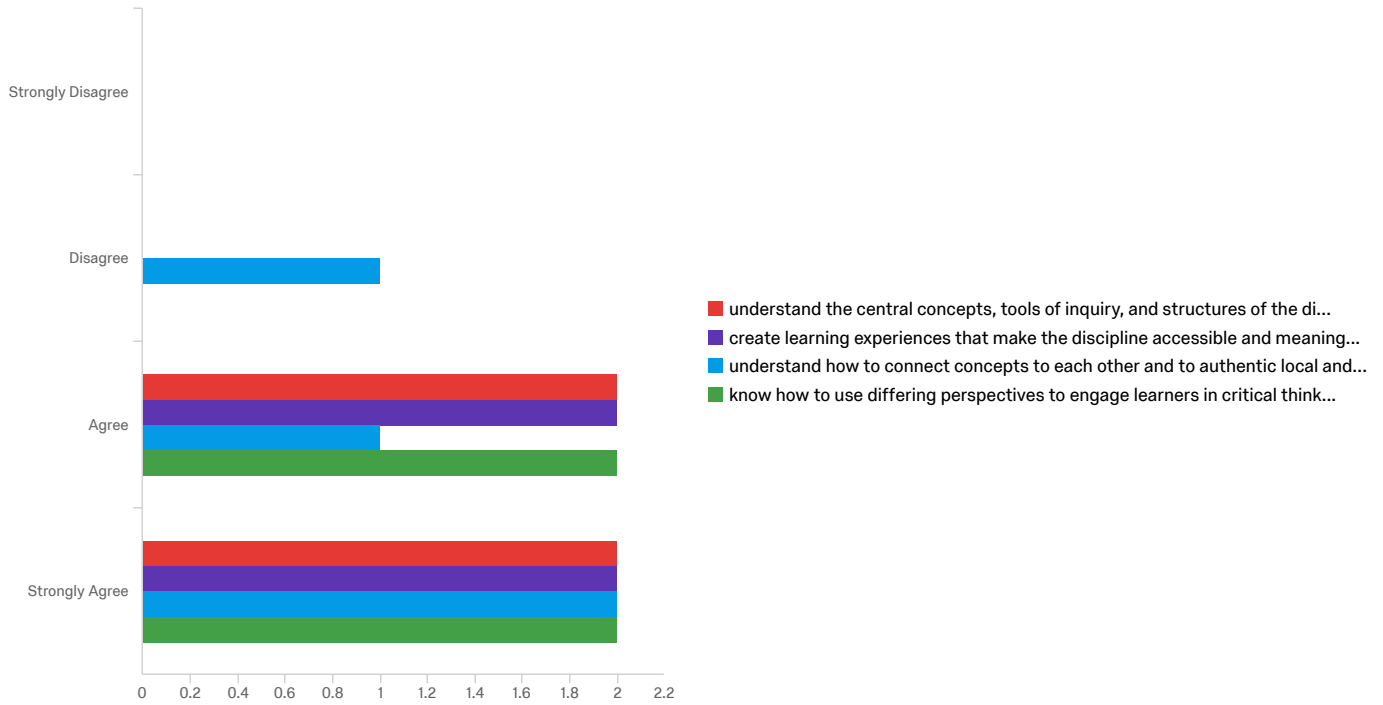
#	Field	Strongly Disagree	Disagree	Agree	Strongly Agree	Total
1	understand how learners grow and develop.	0.00% 0	0.00% 0	75.00% 3	25.00% 1	4
2	recognize that patterns of learning and development vary individually within and across the cognitive, linguistic, social, emotional, and physical areas.	0.00% 0	25.00% 1	25.00% 1	50.00% 2	4
3	design and implement developmentally appropriate and challenging learning experiences.	0.00% 0	0.00% 0	50.00% 2	50.00% 2	4
4	use understanding of individual differences and diverse cultures and communities to ensure inclusive learning environments that enable each learner to meet high standards.	0.00% 0	0.00% 0	25.00% 1	75.00% 3	4

5	work with others to create environments that support individual and collaborative learning.	0.00%	0	25.00%	1	25.00%	1	50.00%	2	4
6	encourage positive social interaction, active engagement in learning, and self-motivation.	0.00%	0	0.00%	0	25.00%	1	75.00%	3	4

Showing Rows: 1 - 6 Of 6

#### 4. Content Please rate the extent to which you agree with each statement below. My

preparation program/route to certification prepared me to:

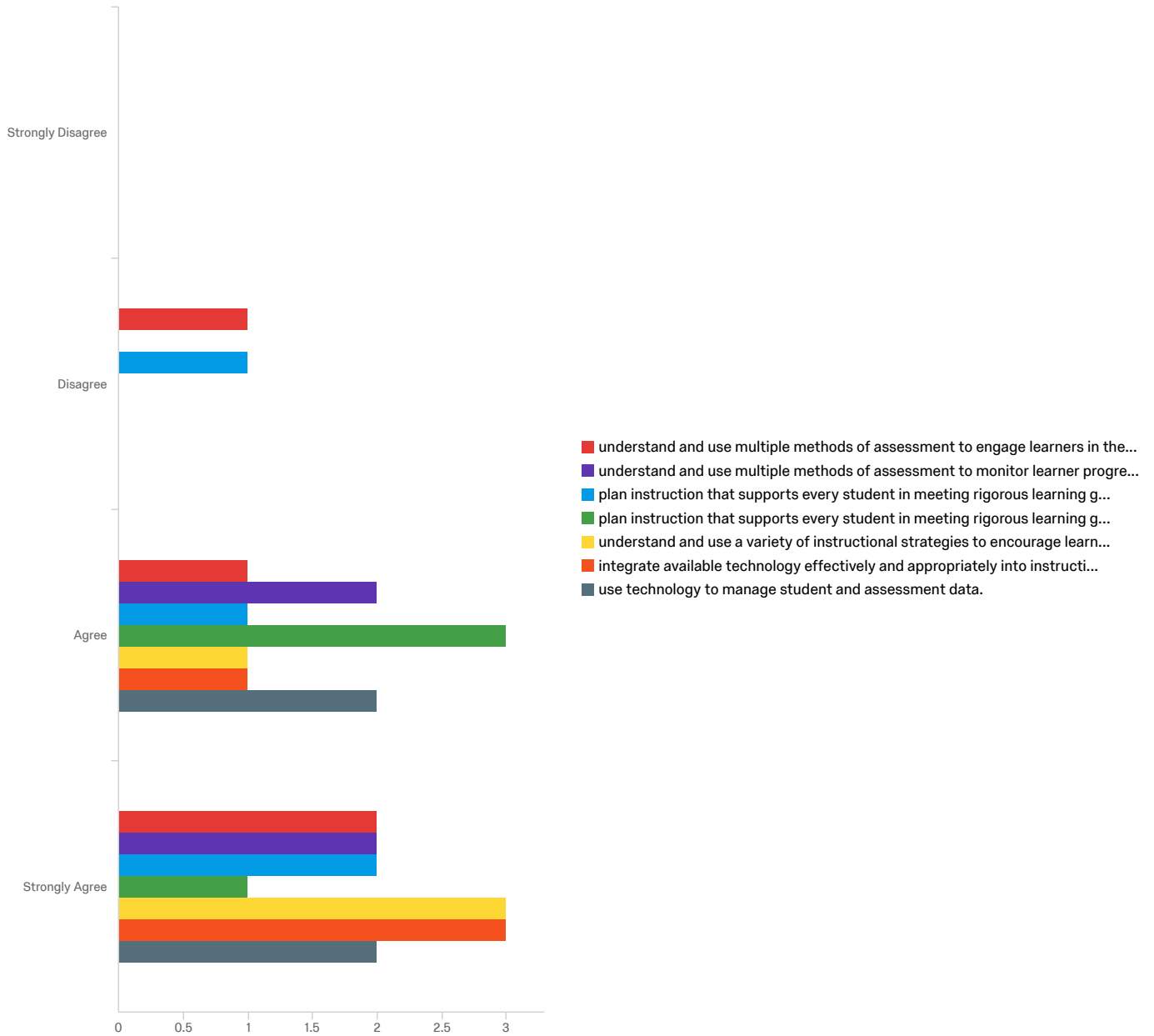


#	Field	Strongly Disagree	Disagree	Agree	Strongly Agree	Total
1	understand the central concepts, tools of inquiry, and structures of the discipline(s) I teach.	0.00% 0	0.00% 0	50.00% 2	50.00% 2	4
2	create learning experiences that make the discipline accessible and meaningful for learners to assure mastery of the content.	0.00% 0	0.00% 0	50.00% 2	50.00% 2	4
3	understand how to connect concepts to each other and to authentic local and global issues.	0.00% 0	25.00% 1	25.00% 1	50.00% 2	4
4	know how to use differing perspectives to engage learners in critical thinking, creativity, and collaborative problem solving.	0.00% 0	0.00% 0	50.00% 2	50.00% 2	4

Showing Rows: 1 - 4 Of 4

## 5. Instructional Practice Please rate the extent to which you agree with each statement

below. My preparation program/route to certification prepared me to:



#	Field	Strongly Disagree	Disagree	Agree	Strongly Agree	Total
1	understand and use multiple methods of assessment to engage learners in their own growth and guide learners' decision making.	0.00% 0	25.00% 1	25.00% 1	50.00% 2	4
2	understand and use multiple methods of assessment to monitor learner progress and to guide my decision making.	0.00% 0	0.00% 0	50.00% 2	50.00% 2	4

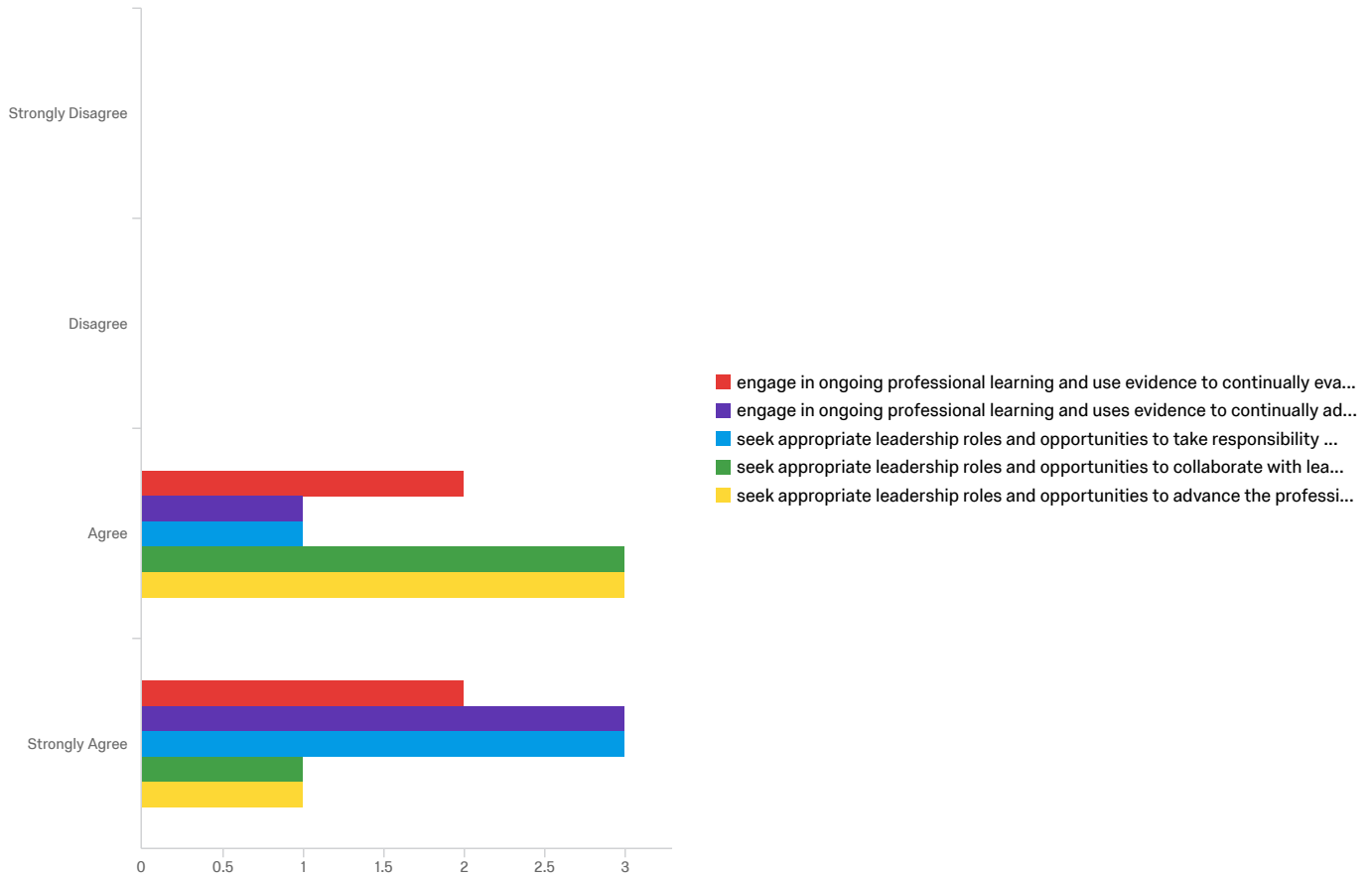


3	plan instruction that supports every student in meeting rigorous learning goals by drawing upon knowledge of content areas, curriculum, cross-disciplinary skills, and pedagogy.	0.00%	0	25.00%	1	25.00%	1	50.00%	2	4
4	plan instruction that supports every student in meeting rigorous learning goals by drawing upon knowledge of learners and the community context.	0.00%	0	0.00%	0	75.00%	3	25.00%	1	4
5	understand and use a variety of instructional strategies to encourage learners to develop deep understanding of content areas and their connections, and to build skills to apply knowledge in meaningful ways.	0.00%	0	0.00%	0	25.00%	1	75.00%	3	4
6	integrate available technology effectively and appropriately into instruction.	0.00%	0	0.00%	0	25.00%	1	75.00%	3	4
7	use technology to manage student and assessment data.	0.00%	0	0.00%	0	50.00%	2	50.00%	2	4

Showing Rows: 1 - 7 Of 7

## 6. Professional Responsibility Please rate the extent to which you agree with each

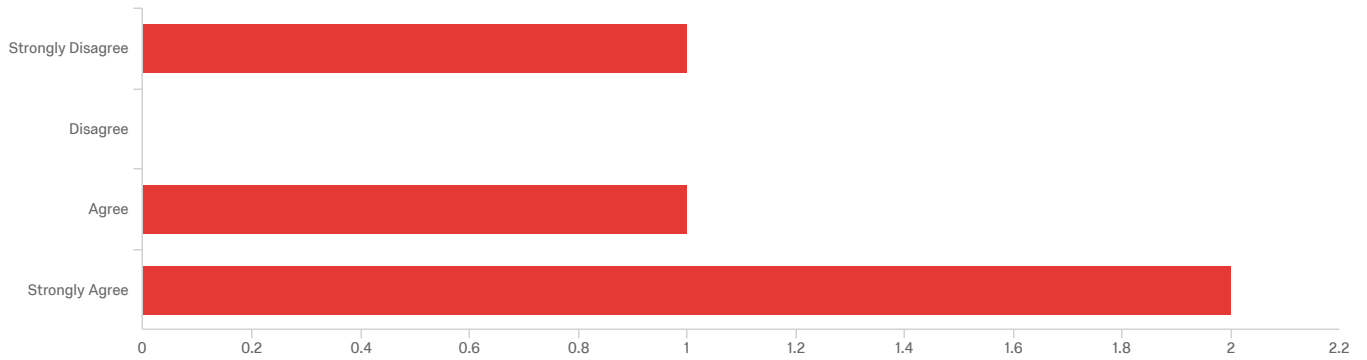
statement below. My preparation program/route to certification prepared me to:



#	Field	Strongly Disagree	Disagree	Agree	Strongly Agree	Total
1	engage in ongoing professional learning and use evidence to continually evaluate my practice, particularly the effects of my choices and actions on others (learners, families, other professionals, and the community).	0.00% 0	0.00% 0	50.00% 2	50.00% 2	4
2	engage in ongoing professional learning and uses evidence to continually adapt practice to meet the needs of each learner.	0.00% 0	0.00% 0	25.00% 1	75.00% 3	4
3	seek appropriate leadership roles and opportunities to take responsibility for student learning.	0.00% 0	0.00% 0	25.00% 1	75.00% 3	4
4	seek appropriate leadership roles and opportunities to collaborate with learners, families, colleagues, other school professionals, and community members to ensure learner growth.	0.00% 0	0.00% 0	75.00% 3	25.00% 1	4
5	seek appropriate leadership roles and opportunities to advance the profession.	0.00% 0	0.00% 0	75.00% 3	25.00% 1	4

Showing Rows: 1 - 5 Of 5

7. Overall, my preparation/route to certification effectively prepared me to have a positive impact on P12 student learning and development.



#	Field	Choice Count
1	Strongly Disagree	25.00% 1
2	Disagree	0.00% 0
3	Agree	25.00% 1
4	Strongly Agree	50.00% 2
		4

Showing Rows: 1 - 5 Of 5

## 8. What courses or experiences in your educator preparation/route to certification stand out as particularly important or meaningful?

What courses or experiences in your educator preparation/route to certifica...

---

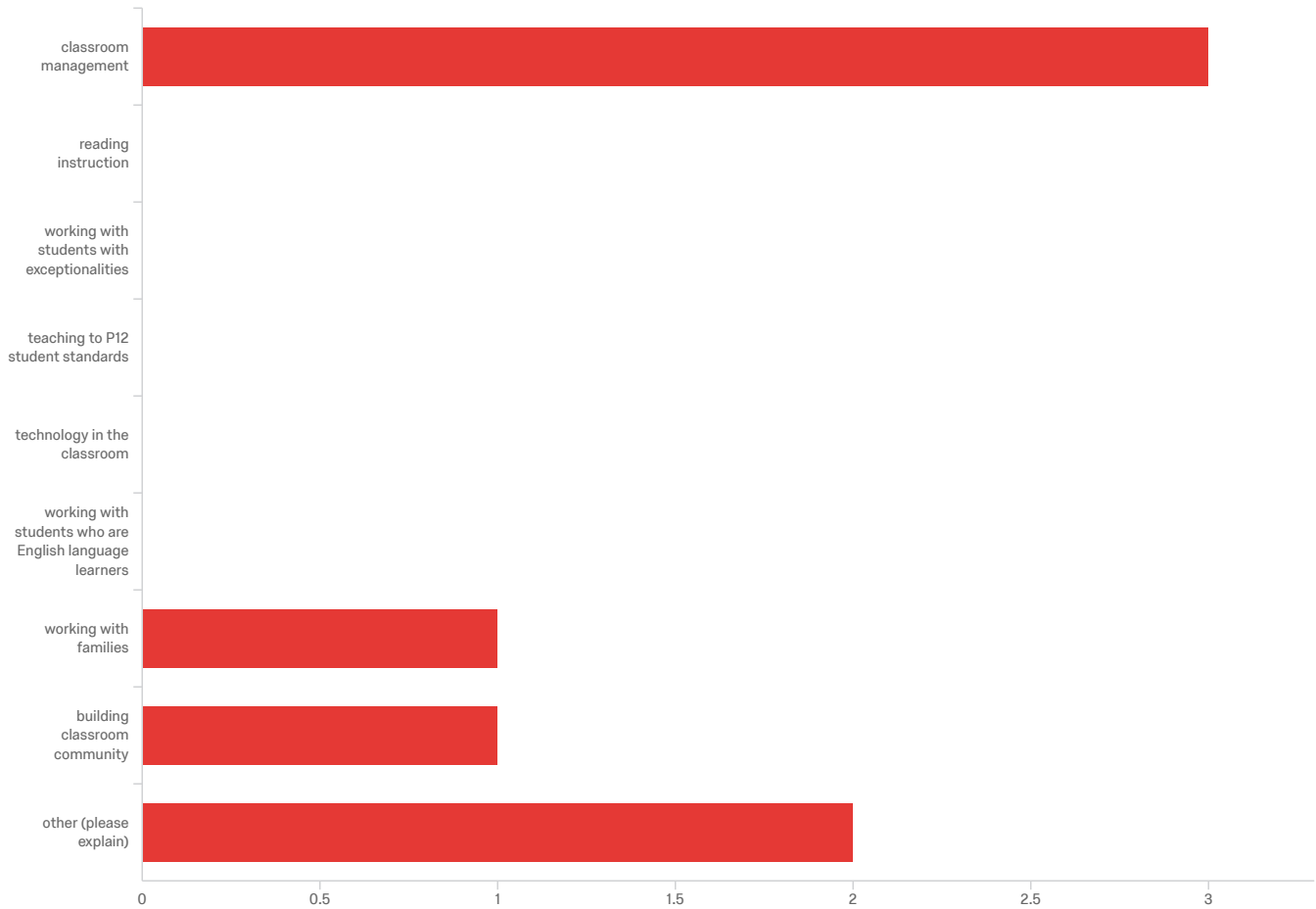
All of my courses at Oral Roberts University played a role in preparing me to be the teacher I am today. Learning the best practices and elements of balanced literacy helped me most.

I had a practicum each semester to learn the hands on practical learning in the field before graduation.

I loved content-specific courses such as "Teaching English" and "Young Adult Literature." In other classes, I was learning about literature and such, but it was difficult to connect the content with my education major, but in content-specific courses, we gained so many resources specific to literature and education.

Showing Records: 1 - 3 Of 3

9. As you near the end of your first year of teaching, in what area(s) could you have used more preparation? (Please check all that apply)



#	Field	Choice Count
1	classroom management	42.86% 3
2	reading instruction	0.00% 0
3	working with students with exceptionalities	0.00% 0
4	teaching to P12 student standards	0.00% 0
5	technology in the classroom	0.00% 0
6	working with students who are English language learners	0.00% 0
7	working with families	14.29% 1
8	building classroom community	14.29% 1
9	other (please explain)	28.57% 2

Showing Rows: 1 - 10 Of 10

other (please explain)

other (please explain)

---

How to teach and scaffold writing, especially for ELL students.

Curriculum development

Showing Records: 1 - 2 Of 2

10. Please note awards or honors received, degrees or certificates earned, and other recognitions from the current school year.

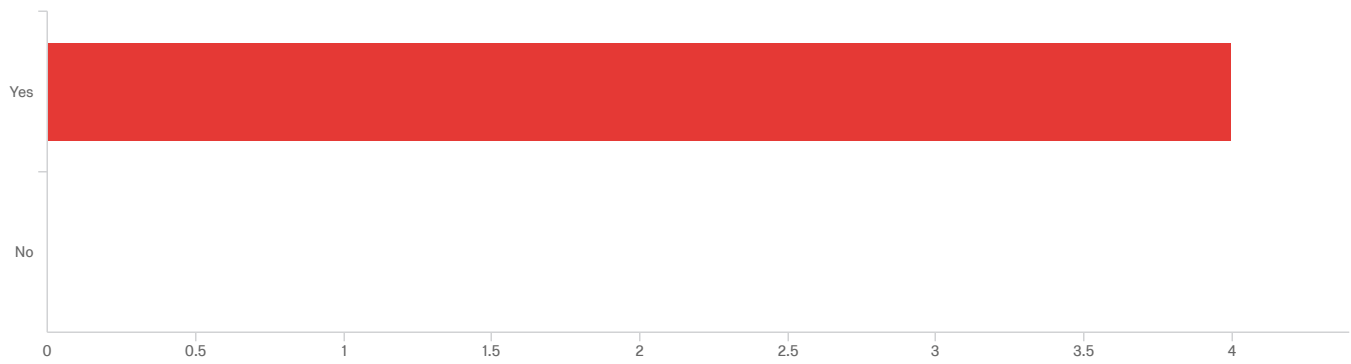
Please note awards or honors received, degrees or certificates earned, and...

---

I've made honor roll several times (called the dean's list). I was in a leadership role within the college of education, as well as the University. I graduated Cum Laude. I am dually certified in the state of Oklahoma.

Showing Records: 1 - 1 Of 1

# 11. Were you assigned a mentor from your school district this school year?

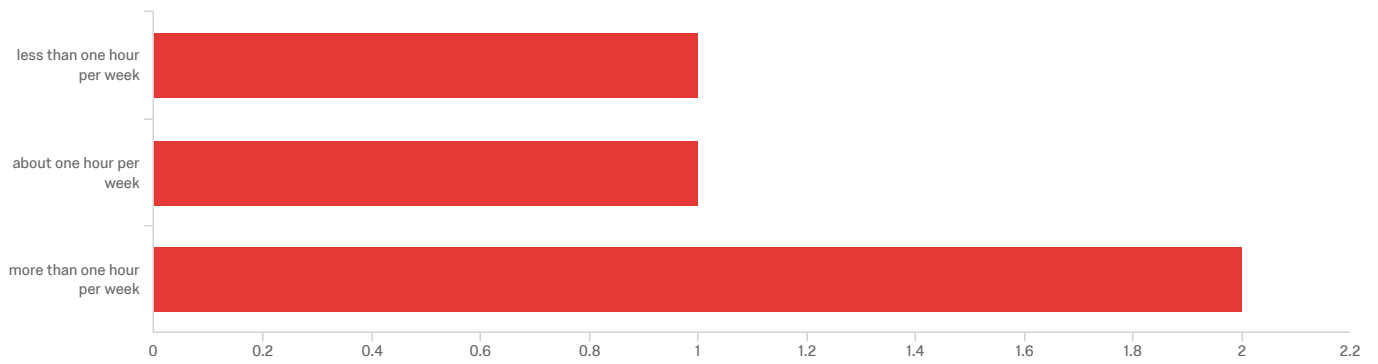


#	Field	Choice	Count
1	Yes	100.00%	4
2	No	0.00%	0

Showing Rows: 1 - 3 Of 3



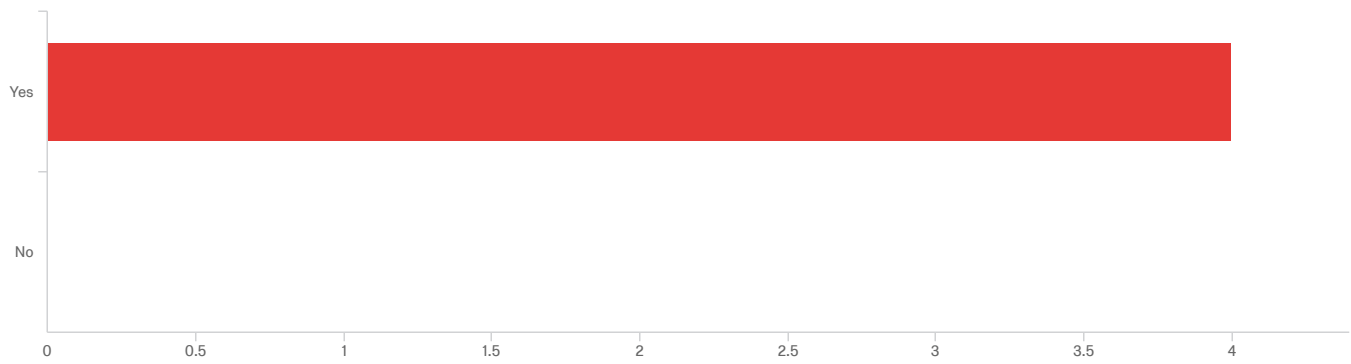
# 11a. How much time did you spend with your mentor teacher?



#	Field	Choice Count
1	less than one hour per week	25.00% 1
2	about one hour per week	25.00% 1
3	more than one hour per week	50.00% 2

Showing Rows: 1 - 4 Of 4

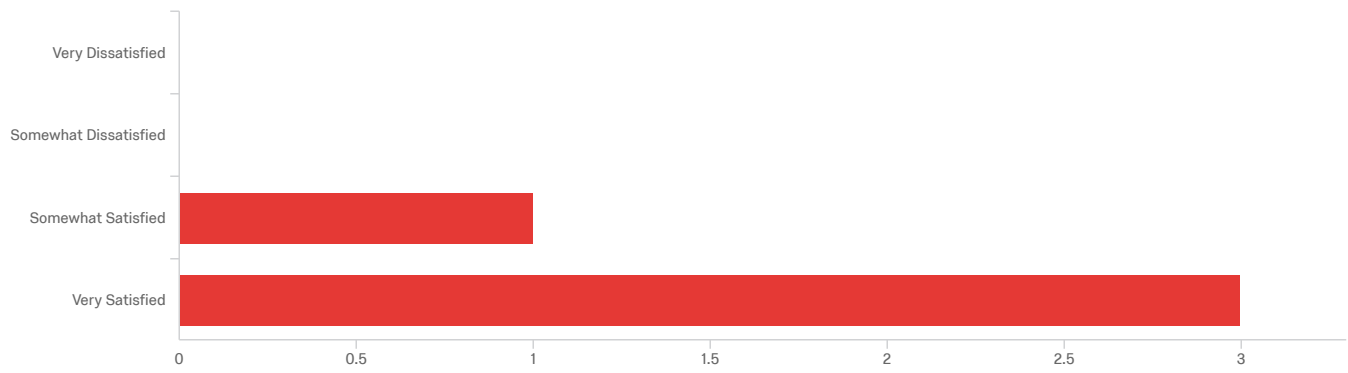
## 11b. Is your mentor in your same teaching area?



#	Field	Choice	Count
1	Yes	100.00%	4
2	No	0.00%	0
			4

Showing Rows: 1 - 3 Of 3

### 11c. How satisfied are you with your mentoring experience?



#	Field	Choice Count
1	Very Dissatisfied	0.00% 0
2	Somewhat Dissatisfied	0.00% 0
3	Somewhat Satisfied	25.00% 1
4	Very Satisfied	75.00% 3
		4

Showing Rows: 1 - 5 Of 5

## 11d. How could your mentoring experience have been improved?

How could your mentoring experience have been improved?

---

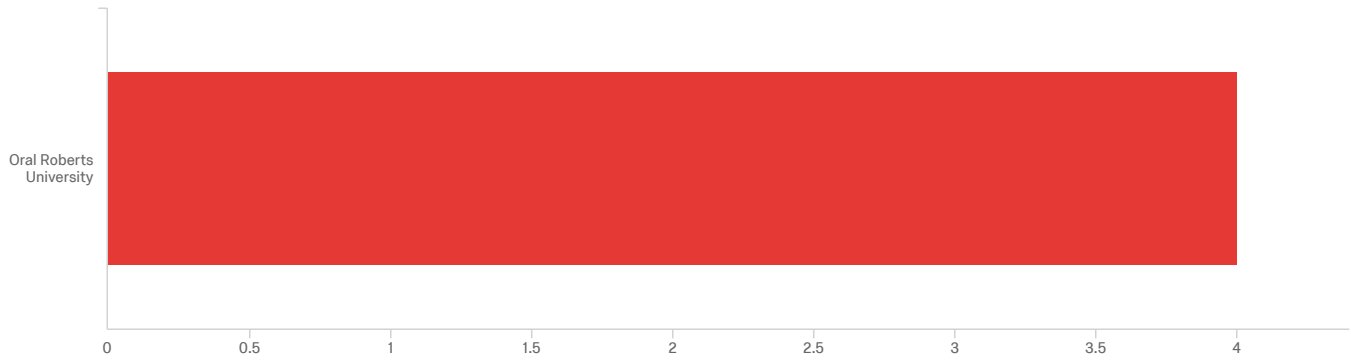
Having set times to meet and reflect with my mentor teacher would have been nice.

I wish we had more time to learn how to teach the practical daily day to day curriculum instead of spending a lot of time assessing.

It was very inconsistent, and our classrooms are far apart so it was difficult to communicate.

Showing Records: 1 - 3 Of 3

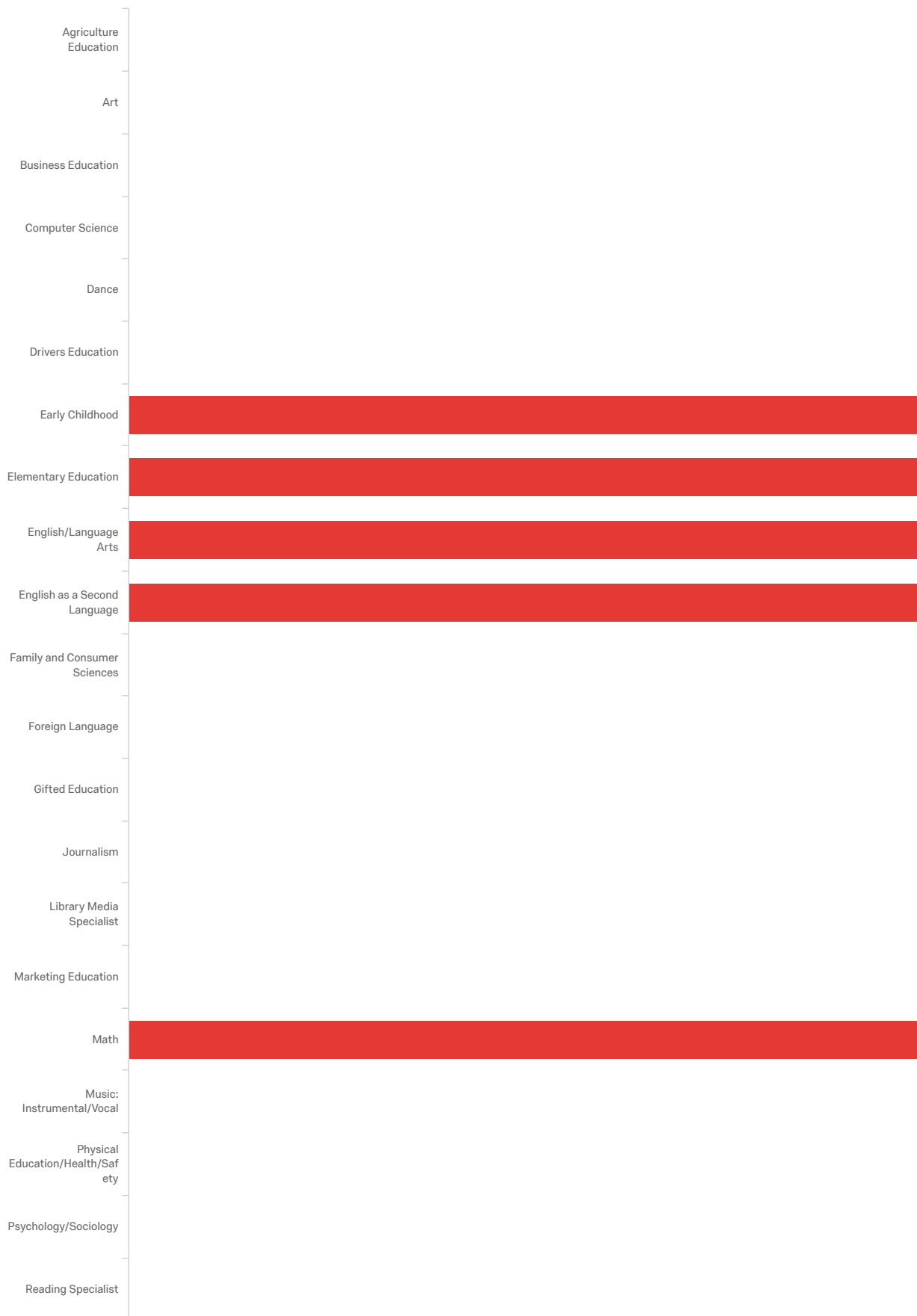
12. From which of the following institutions did you receive recommendation for teacher certification? If you hold an alternative or emergency certificate please select Oklahoma State Department of Education.

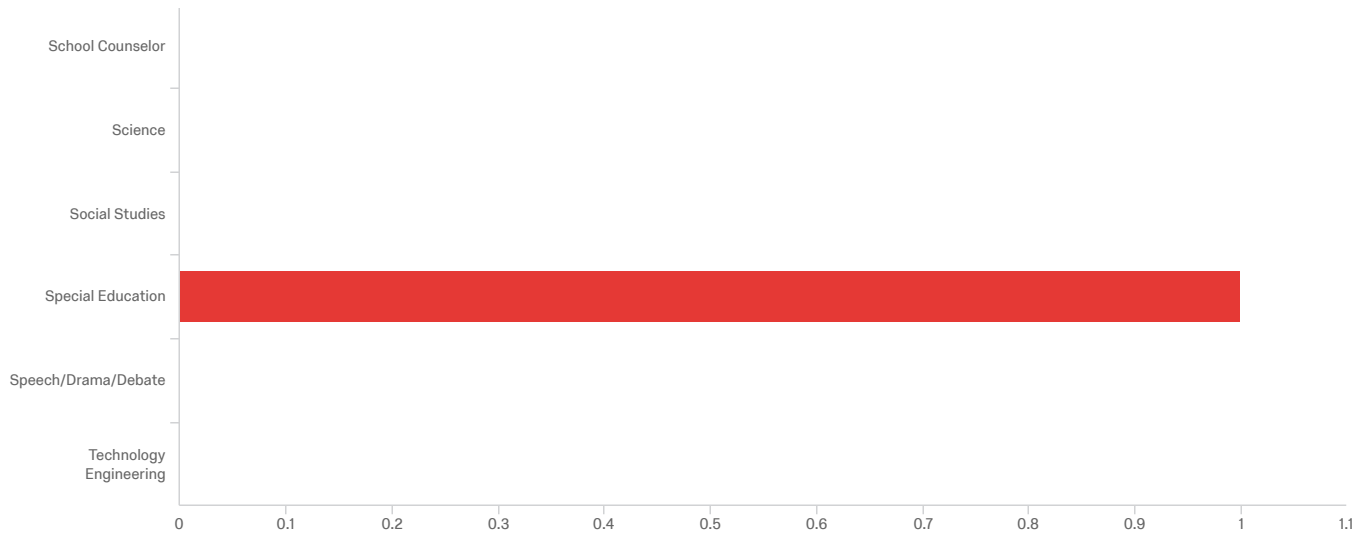


#	Field	Choice Count
1	Oral Roberts University	100.00% 4

Showing Rows: 1 - 1 Of 1

### 13. In what area(s) were you initially certified? (Please check all that apply)





#	Field	Choice Count
1	Agriculture Education	0.00% 0
2	Art	0.00% 0
3	Business Education	0.00% 0
4	Computer Science	0.00% 0
5	Dance	0.00% 0
6	Drivers Education	0.00% 0
7	Early Childhood	16.67% 1
8	Elementary Education	16.67% 1
9	English/Language Arts	16.67% 1
10	English as a Second Language	16.67% 1
11	Family and Consumer Sciences	0.00% 0
12	Foreign Language	0.00% 0
13	Gifted Education	0.00% 0
14	Journalism	0.00% 0
15	Library Media Specialist	0.00% 0
16	Marketing Education	0.00% 0
17	Math	16.67% 1
18	Music: Instrumental/Vocal	0.00% 0
19	Physical Education/Health/Safety	0.00% 0

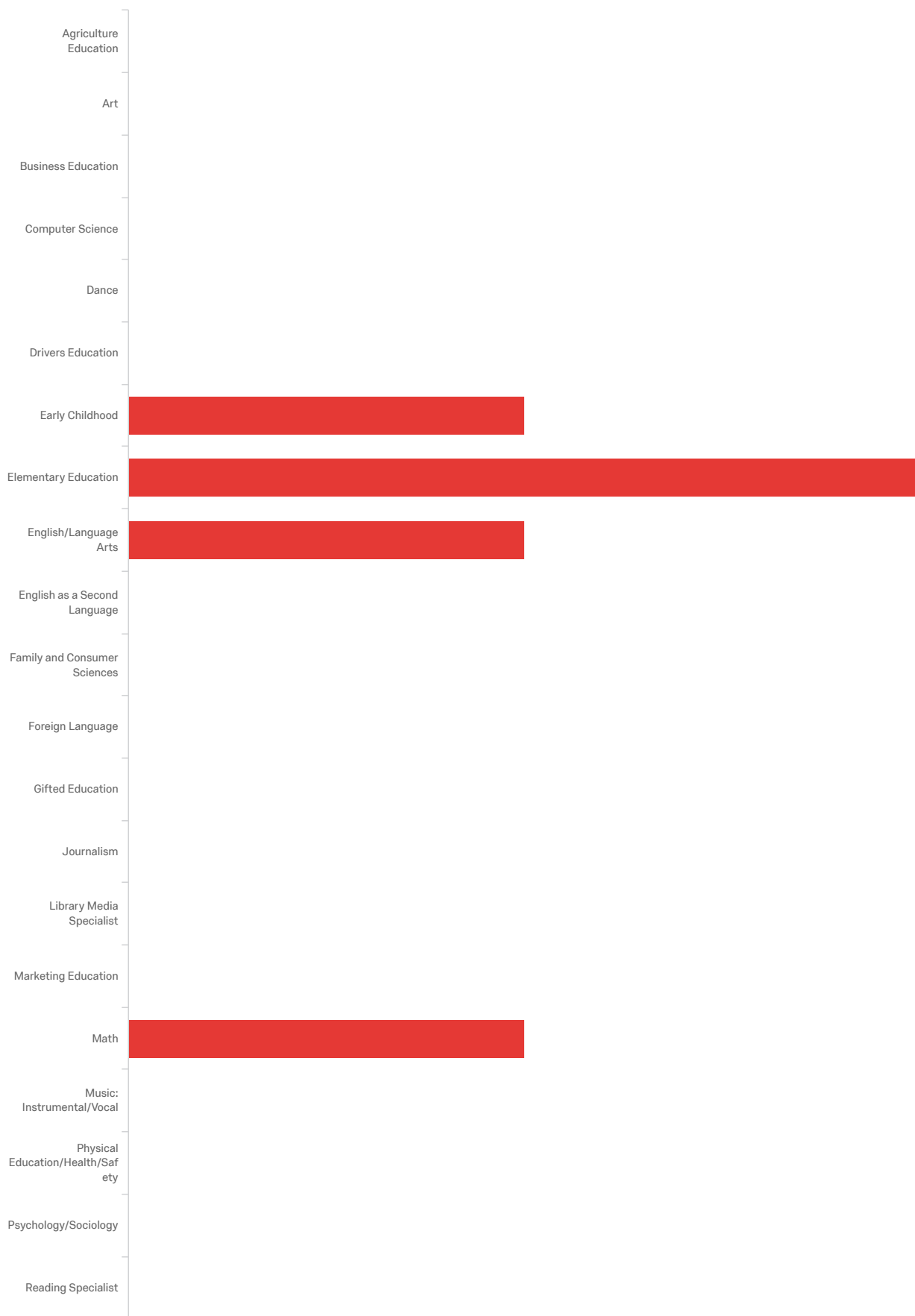
20	Psychology/Sociology	0.00%	0
21	Reading Specialist	0.00%	0
22	School Counselor	0.00%	0
23	Science	0.00%	0
24	Social Studies	0.00%	0
25	Special Education	16.67%	1
26	Speech/Drama/Debate	0.00%	0
27	Technology Engineering	0.00%	0

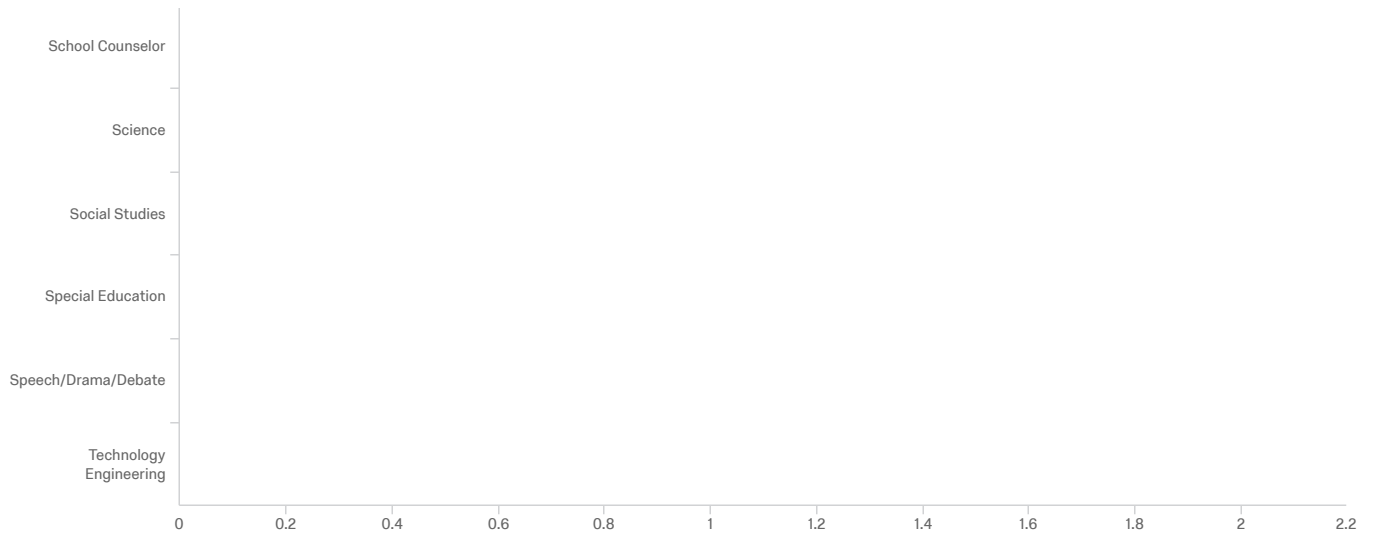
6

Showing Rows: 1 - 28 Of 28



# 14. What is your current primary teaching assignment? (Please check all that apply)





#	Field	Choice Count
1	Agriculture Education	0.00% 0
2	Art	0.00% 0
3	Business Education	0.00% 0
4	Computer Science	0.00% 0
5	Dance	0.00% 0
6	Drivers Education	0.00% 0
7	Early Childhood	20.00% 1
8	Elementary Education	40.00% 2
9	English/Language Arts	20.00% 1
10	English as a Second Language	0.00% 0
11	Family and Consumer Sciences	0.00% 0
12	Foreign Language	0.00% 0
13	Gifted Education	0.00% 0
14	Journalism	0.00% 0
15	Library Media Specialist	0.00% 0
16	Marketing Education	0.00% 0
17	Math	20.00% 1
18	Music: Instrumental/Vocal	0.00% 0
19	Physical Education/Health/Safety	0.00% 0

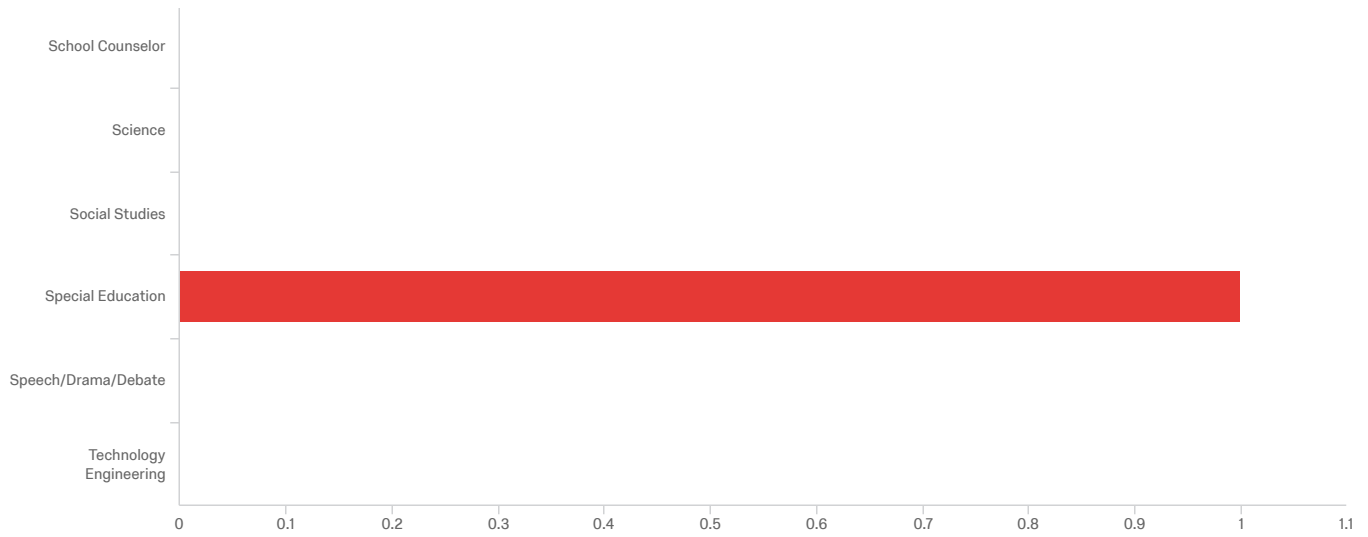
20	Psychology/Sociology	0.00%	0
21	Reading Specialist	0.00%	0
22	School Counselor	0.00%	0
23	Science	0.00%	0
24	Social Studies	0.00%	0
25	Special Education	0.00%	0
26	Speech/Drama/Debate	0.00%	0
27	Technology Engineering	0.00%	0

5

Showing Rows: 1 - 28 Of 28

15. In what additional area(s) are you certified? (Please check all that apply)






#	Field	Choice Count
1	Agriculture Education	0.00% 0
2	Art	0.00% 0
3	Business Education	0.00% 0
4	Computer Science	0.00% 0
5	Dance	0.00% 0
6	Drivers Education	0.00% 0
7	Early Childhood	33.33% 1
8	Elementary Education	0.00% 0
9	English/Language Arts	0.00% 0
10	English as a Second Language	33.33% 1
11	Family and Consumer Sciences	0.00% 0
12	Foreign Language	0.00% 0
13	Gifted Education	0.00% 0
14	Journalism	0.00% 0
15	Library Media Specialist	0.00% 0
16	Marketing Education	0.00% 0
17	Math	0.00% 0
18	Music: Instrumental/Vocal	0.00% 0
19	Physical Education/Health/Safety	0.00% 0

20	Psychology/Sociology	0.00%	0
21	Reading Specialist	0.00%	0
22	School Counselor	0.00%	0
23	Science	0.00%	0
24	Social Studies	0.00%	0
25	Special Education	33.33%	1
26	Speech/Drama/Debate	0.00%	0
27	Technology Engineering	0.00%	0

3

Showing Rows: 1 - 28 Of 28

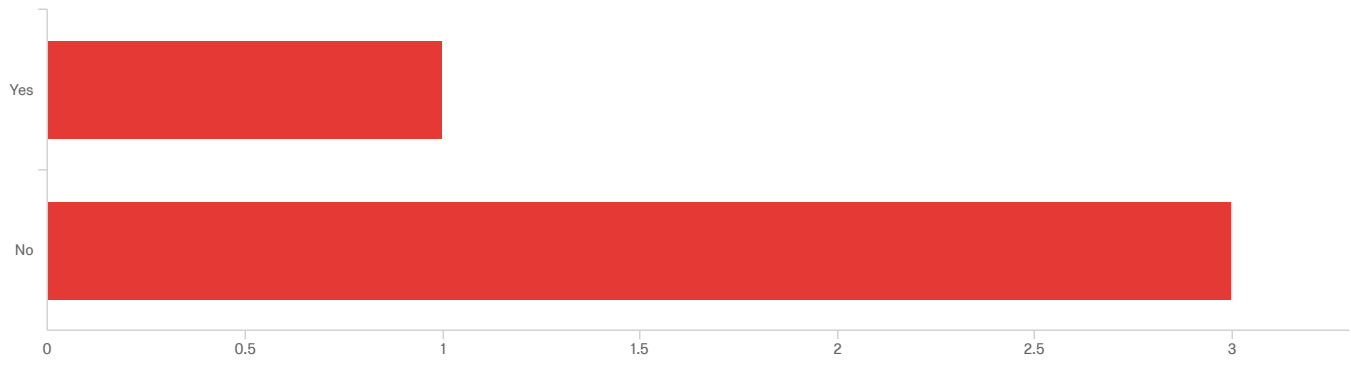
16. What other roles do you fill at your school? (Please check all that apply)



#	Field	Choice Count
1	Team Leader	0.00% 0
2	Instructional Coach	0.00% 0
3	Mentor	0.00% 0
4	Student Organization Sponsor	0.00% 0
5	Coach	0.00% 0

Showing Rows: 1 - 6 Of 6

## 17. Do you teach at a Title I school?

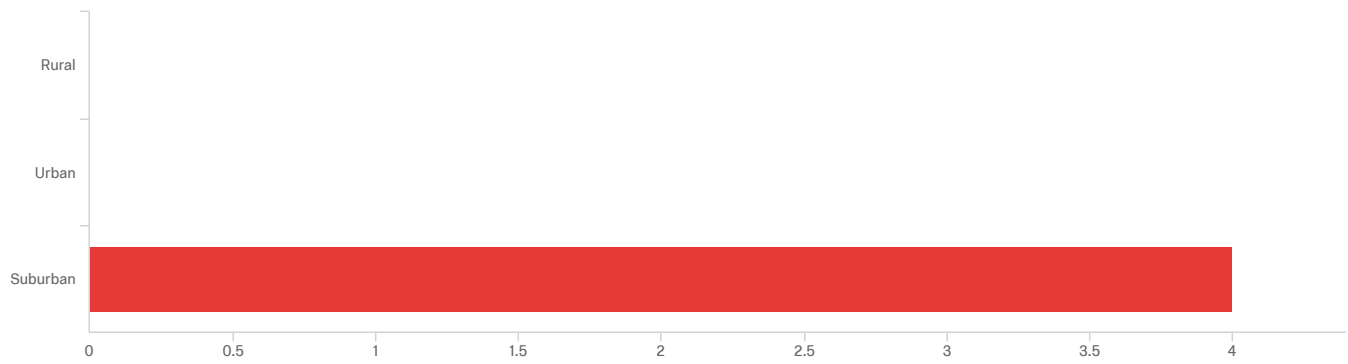


#	Field	Choice Count
1	Yes	25.00% 1
2	No	75.00% 3

Showing Rows: 1 - 3 Of 3



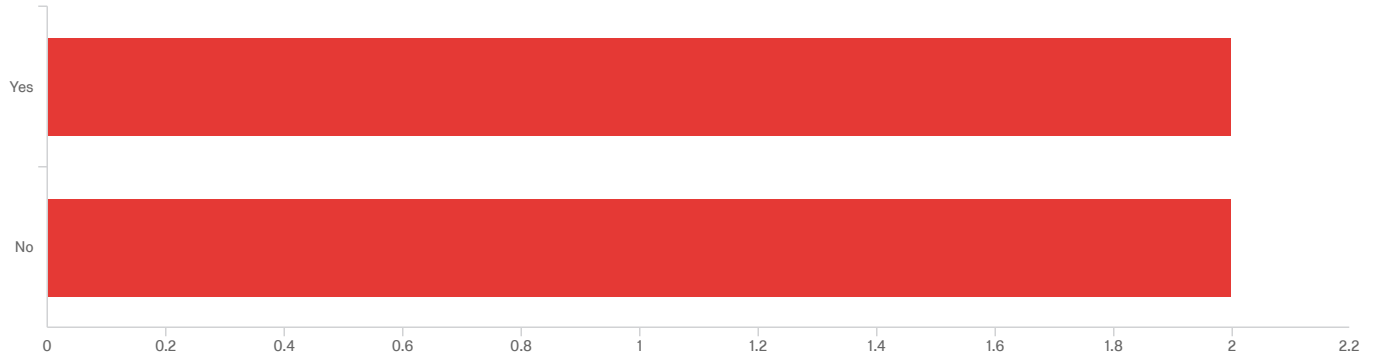
## 18. Which of the following describes your school district?



#	Field	Choice Count
1	Rural	0.00% 0
2	Urban	0.00% 0
3	Suburban	100.00% 4

Showing Rows: 1 - 4 Of 4

19. As a high school student, did you participate in any programs or classes that influenced your decision to become a teacher?



#	Field	Choice Count
1	Yes	50.00% 2
2	No	50.00% 2
		4

Showing Rows: 1 - 3 Of 3

19a. If yes, please describe (e.g., Future Educators of America/Educators Rising, Teacher Cadet, etc.)

If yes, please describe (e.g., Future Educators of America/Educators Rising...

---

I was a teacher's assistant in second grade and fifth grade classrooms.

FCCLA

Showing Records: 1 - 2 Of 2

**End of Report**