


# *Welcome* to today's lunch and learn!

*Learning, growing, and fellowshiping together*





# SAFE SPACES, STRONG COMMUNITY

*Campus Safety Essentials*

Presented by:  
**Danny Sexton | Jim Holland**



# INTRODUCTION

Safety is the foundation of every successful operation. By promoting awareness, training, and responsibility, we can reduce risks and protect lives together as a community.

LETS GET STARTED



# Why Safety Matters

## Creating a Safe Campus Environment

Campus safety is essential for creating a secure and welcoming environment, ensuring the well-being of all students and university employees.



# WHY WORKPLACE SAFETY MATTERS

Protects employees from injury and illness

Improves productivity and morale

Reduces costs related to accidents

Meets legal and regulatory requirements



**All faculty, students and staff at have  
a shared responsibility for  
maintaining a safe and healthy work  
and learning environment.**



# WORKPLACE HAZARDS.


## CORDS.



The best strategy for preventing cord-related trips and falls is to avoid stretching a cord across a walkway or path where employees walk.

## TRANSITION AREAS.

The best strategy for preventing cord-related trips and falls is to avoid stretching a cord across a walkway or path where employees walk.



## SPILLS.



When a spill occurs, immediate action needs to be taken to eliminate the hazard. In most cases, employees should respond by cleaning up the spill.

## SURFACES.

As uneven surfaces like raised sidewalks, tree roots, or pot holes appear, they need to be addressed immediately.



## STAIRS/STAIRWAYS.

Employees should use extra caution on stairs as rushing or hurrying can be a major contributing factor for slip, trip, and falls on stairs.



# Slips, Trips, & Falls

An estimated

**3.8**

million

disabling work injuries are caused each year by slips, trips, and falls.

**12%**

to

**15%**

of all workers' compensation costs are caused by slips, trips and falls.





## SLIPS

**Slips** occur when there's not enough friction or traction between an individual's foot (or shoe) and the walking surface beneath them, thus resulting in a loss of balance.

**Common Causes:** spills, cleaning products, water, blood, dust, or food.



## TRIPS

**Trips** tend to occur when an individual's lower body (e.g., their leg or foot) hits an object and their upper body continues moving, causing them to lose stability.



**Common Causes:** Cords or clutter in walkways; an obstructed view; taking a short cut instead of a proven path; uneven stairs



## FALLS

**Falls** are the leading cause of unintentional injuries and account for millions of visits to emergency rooms. There are two different types of falls to be aware of:

**Common Causes:** spills, cleaning products, water, blood, dust, or food.



# 35%

of all campus injuries

Falls account for **35% of all injuries** reported on campuses, highlighting the need for effective prevention strategies and ongoing awareness to ensure safety for everyone involved.





# TRAINING EMPLOYEES FOR A SAFER WORKPLACE

## BUILDING AWARENESS

Workplace safety procedures provide a framework for accident prevention. Consistent training and adherence to protocols create a safer environment.



## REGULAR SAFETY TRAINING:

Conducting workshops to educate employees on risks.



## SAFETY COMMUNICATION

Encouraging reporting of hazards and open dialogue.





# Report a Workplace Hazard

## Overview | Reporting Process

We strive to make our campus as safe as possible and will take steps to make sure hazards are reported and corrected as soon as possible.



### Learn

Educate yourself on ORU's Workplace Hazard reporting process. This information can be found on the ORU website.



### Contact Risk Management

Contact Danny Sexton in Risk Management  
918-495-7874,  
[dsexton@oru.edu](mailto:dsexton@oru.edu)



### Employee/Supervisor Report

You must report every injury/illness, regardless of how minor it is, to your supervisor immediately.

# RISK MANAGEMENT WORKERS' COMPENSATION

You are here: [Home](#) » [Faculty & Staff](#) » [Risk Management](#) » Workers' Compensation

## IN THIS SECTION

- Identity Theft
- Travel Without Students
- Travel With Students
- Vehicle Information
- Workers Compensation

### **You must report every injury/illness, regardless of how minor it is, to your supervisor immediately.**

Failure to report an injury/illness in a timely manner could legally result in your loss of benefits.

You are required to complete the Employee Injury Report providing complete descriptive details.

Your supervisor will then complete the Supervisor's Report needed to start the Workers' Compensation process.

- ★ SUPERVISOR REPORT +
- ★ EMPLOYEE REPORT +
- REPORT A HAZARD +
- TRAINING MATERIALS +

[Report a Hazard](#)



# File a Workers Compensation Claim

## Overview | Reporting Process

Timely reporting is crucial as it ensures prompt processing of claims and helps maintain a supportive environment for affected employees.



**REPORT**

### Learn

Educate yourself on ORU's Workplace Hazard reporting process. This information can be found on the ORU website.

01



02

### Submit Forms

Submit the appropriate forms to initiate the administrative process.

#### Forms:

- Supervisor Report
- Employee Report
- Workers' Compensation Referral Form

03



### Notify

Contact Danny Sexton in Risk Management  
918-495-7874,  
[dsexton@oru.edu](mailto:dsexton@oru.edu)

# SECURITY CONCERNS

Letting workplace storage or clutter spiral out of control poses a security risk.

- It can obstruct doors, making your workspace and possessions susceptible to theft or damage.
- Furthermore, in a Run-Hide-Fight situation, clutter may hinder your ability to effectively barricade yourself from potential threats.



# SECURING YOUR WORKSPACE

## KEY QUESTIONS:

- Can doors be easily closed and secured as-needed?
- Are doors blocked, creating risk?



# Fire Safety

Fire safety is a crucial aspect of maintaining a safe and secure work environment for everyone. Understanding and adhering to fire safety protocols not only protect our lives but also preserve the integrity of our workspace.



## Protect Yourself & Your Escape Route

.....○



### Clear Clutter

Allowing workplace storage or clutter to build up presents potential fire hazards

---



### Extension Cords + Power Strips

Extension cords and power strips pose hazards, including:

- Excess power demand can trip breakers or cause overheating if malfunctioning. Covering these sources or daisy-chaining increases risks.
  - Spills into outlets can create electrical or fire hazards.
- 



### Maintain a Clear Path

A clear exit path and the ability to close doors is a must during emergencies.



# EMERGENCY MEDICAL & INJURY

## INJURY PREVENTION & RESPONSE

Maintaining a clutter-free work environment helps to reduce risk of injury.



### SAFE ENVIRONMENT

Ensure your area is clutter-free to allow a clear path for ORU DPS and/or First Responders



### MEDICAL EMERGENCY

Be sure to become familiar with medical emergency protocols for your area



### ERGONOMIC STRAIN

Improper lifting can lead to neck/back injuries in the workplace



### EMERGENCY ESCAPE

Do you know your emergency escape plan in the event of an injury?





# COMMUNITY SAFETY IS EVERYONE'S RESPONSIBILITY

Let's Work Together to Keep Our Campus Safe

# CONTACT

Have a message or question? Contact our team.

## HUMAN RESOURCES

E: [hr@oru.edu](mailto:hr@oru.edu)

P: 918.495.7163

W: [hr.oru.edu](http://hr.oru.edu)

**ORU** | HUMAN  
RESOURCES




**THANK YOU!**

*QUESTIONS?*

**HERE TO HELP**





*Thank you*  
for attending today's  
lunch and learn!

*Learning, growing, and fellowshiping together*

