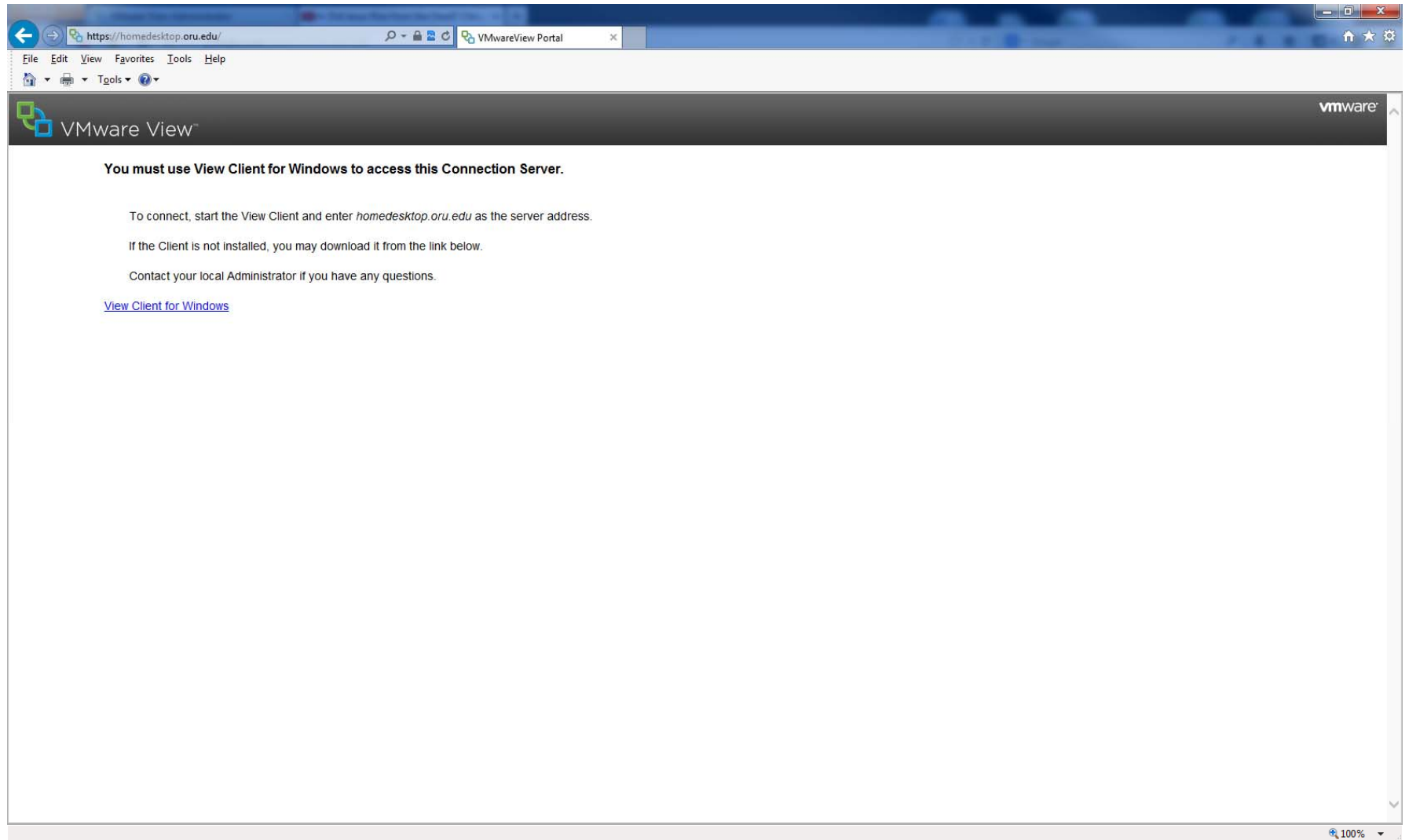


- Open up an internet browser and click on the address bar.
- Type up the following internet address: <https://homedesktop.oru.edu/>



- If you are running Windows XP, click on Go to Downloads beside VMware View Clients for 32-bit
- If you are running Windows 7, click on Go to Downloads beside VMware View Clients for 64-bit
- If you are running a Mac, click on Go to Downloads beside VMware View Client for Mac

United States My VMware Partner Central Training Community Store Search

vmware® Products Support Downloads Consulting Partner Programs Company

Home / All Downloads / VMware Horizon View Clients

Download VMware Horizon View Clients

Select Version: 1.0

VMware View Clients for Windows, Mac, Ubuntu Linux, iOS, and Android allow you to connect to your VMware View virtual desktop from your device of choice giving you on-the-go access from any location.

[Read More](#)

Product Resources

- [View My Download History](#)
- [Product Info](#)
- [Documentation](#)
- [VMware View Mobile Client Privacy](#)
- [View Community](#)
- [Partner Certified View Clients Link](#)
- [VMware View Clients End User License Agreement](#)

Product Downloads Drivers & Tools Open Source Custom ISOs

Product	Release Date	
VMware View Client for Windows		
VMware View Clients for 32-bit Windows	2012-12-13	Go to Downloads
VMware View Clients for 64-bit Windows	2012-12-13	Go to Downloads
VMware View Client for Windows with Local Mode Option		
VMware View Clients for 32-bit Windows with Local Mode Option	2012-12-13	Go to Downloads
VMware View Clients for 64-bit Windows with Local Mode Option	2012-12-13	Go to Downloads
VMware View Client for Mac		
VMware View Client for Mac	2012-12-13	Go to Downloads

100%

- Click on the Download button

The screenshot shows a web browser window displaying the VMware website. The address bar shows the URL: <https://my.vmware.com/web/vmware/details?downloadGroup=VII>. The page is titled "Download VMware View Clients for 64-bit Windows".

The page layout includes a dark navigation bar at the top with the VMware logo and links for Products, Support, Downloads, Consulting, Partner Programs, and Company. A search bar is also present.

The main content area features a breadcrumb trail: Home / All Downloads / VMware Horizon View Clients / VMware View Clients for 64-bit Windows. Below this, the title "Download VMware View Clients for 64-bit Windows" is displayed. A "Select Version" dropdown menu shows "5.2.1". The description states: "The VMware View Client for 64-bit Windows". The release date is "2012-12-13" and the type is "Product Binaries".

On the right side, there is a "Product Resources" section with links: View My Download History, Product Info, Documentation, VMware View Mobile Client Privacy, View Community, Partner Certified View Clients Link, and VMware View Clients End User License Agreement.

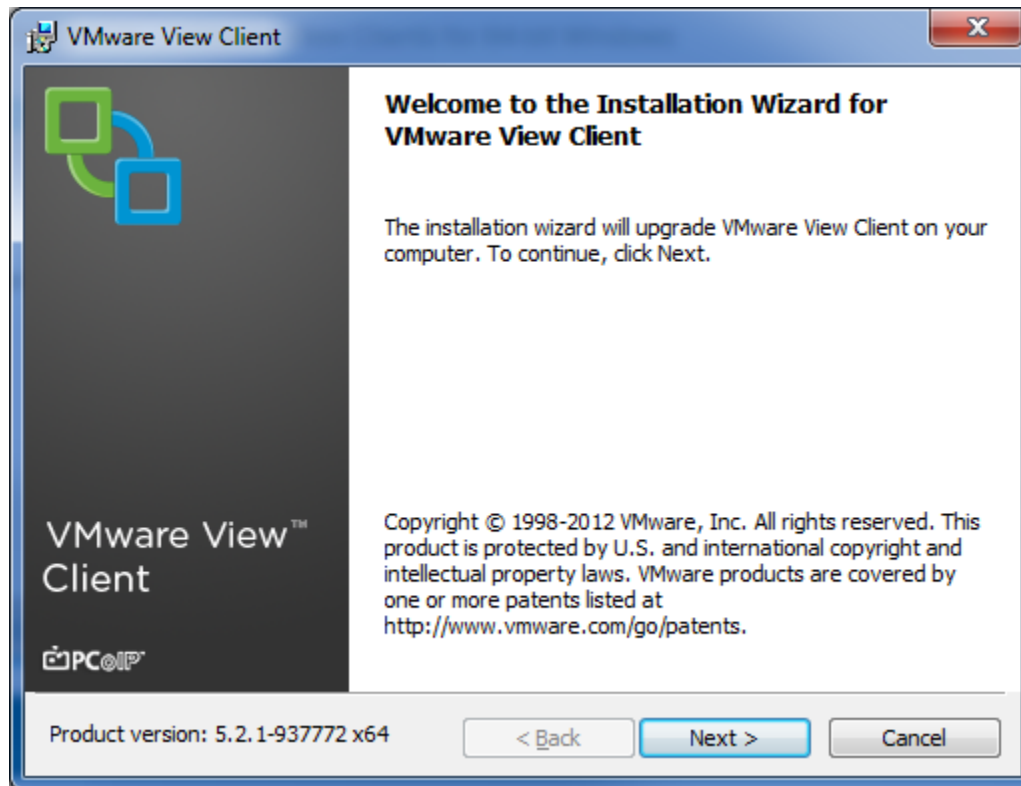
Below the product details, there are tabs for "Product Downloads", "Drivers & Tools", "Open Source", and "Custom ISOs". The "Product Downloads" tab is active, showing the "VMware View Client for 64-bit Windows" with file size (36M), file type (exe), and a "Read More" link. A prominent blue "Download" button is visible.

The footer contains four columns of links: VMware Technology (Virtualization, Data Center Virtualization, Desktop Virtualization), Company Information (Leadership, Careers at VMware, Acquisitions), News & Events (Newsroom, Articles, Events), and Community (VMTN Communities, VMware Blogs, VMware on Twitter).

- Click Run

The screenshot shows a web browser window displaying the VMware website. The URL in the address bar is <https://my.vmware.com/web/vmware/details?downloadGroup=VIEWC>. The page title is "Download VMware View Clients for 64-bit Windows". The page includes a navigation bar with links to Products, Support, Downloads, Consulting, Partner Programs, and Company. A sidebar on the left contains social media links for Facebook, Twitter, Google+, and LinkedIn. The main content area shows the product details for the VMware View Client for 64-bit Windows, including the version (5.2.1), description, release date (2012-12-13), and type (Product Binaries). A "Download" button is visible. A Windows security warning dialog is open in the foreground, asking if the user wants to run or save the file "VMware-viewclient-x86_64-5.2.1-937772.exe" (35.8 MB) from "download3.vmware.com?". The dialog includes a warning icon and the text "This type of file could harm your computer." with buttons for "Run", "Save", and "Cancel".

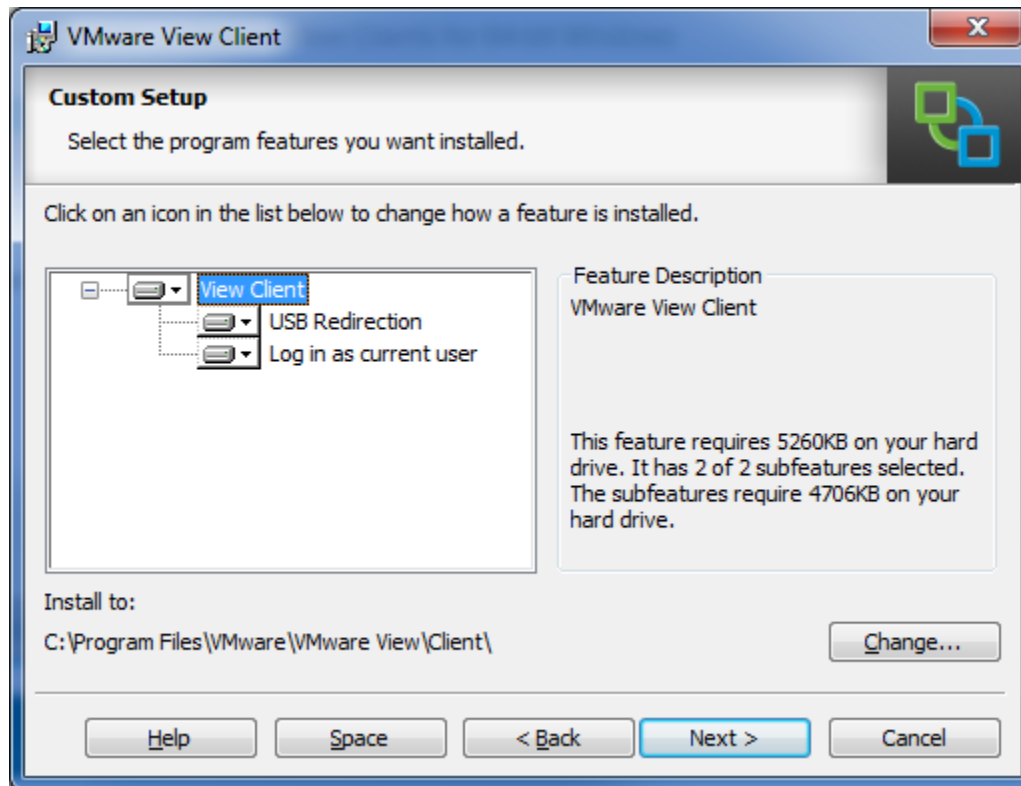
- Click Next



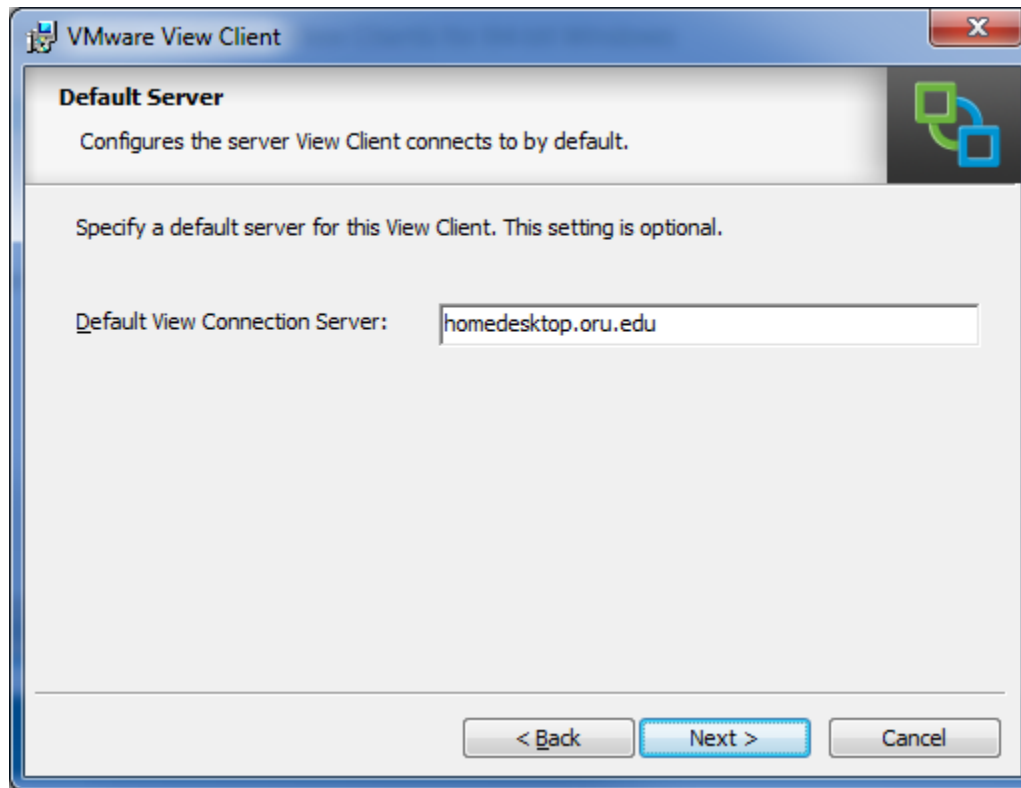
- Click Next



- Click Next



- Type in the address below and click Next



The screenshot shows a window titled "VMware View Client" with a standard Windows-style title bar (minimize, maximize, close buttons). The window content is divided into two main sections. The top section, titled "Default Server", contains the text "Configures the server View Client connects to by default." and a small icon of two overlapping squares (one green, one blue). The bottom section contains the text "Specify a default server for this View Client. This setting is optional." followed by a label "Default View Connection Server:" and a text input field containing the address "homedesktop.oru.edu". At the bottom of the window, there are three buttons: "< Back", "Next >" (which is highlighted with a blue border), and "Cancel".

VMware View Client

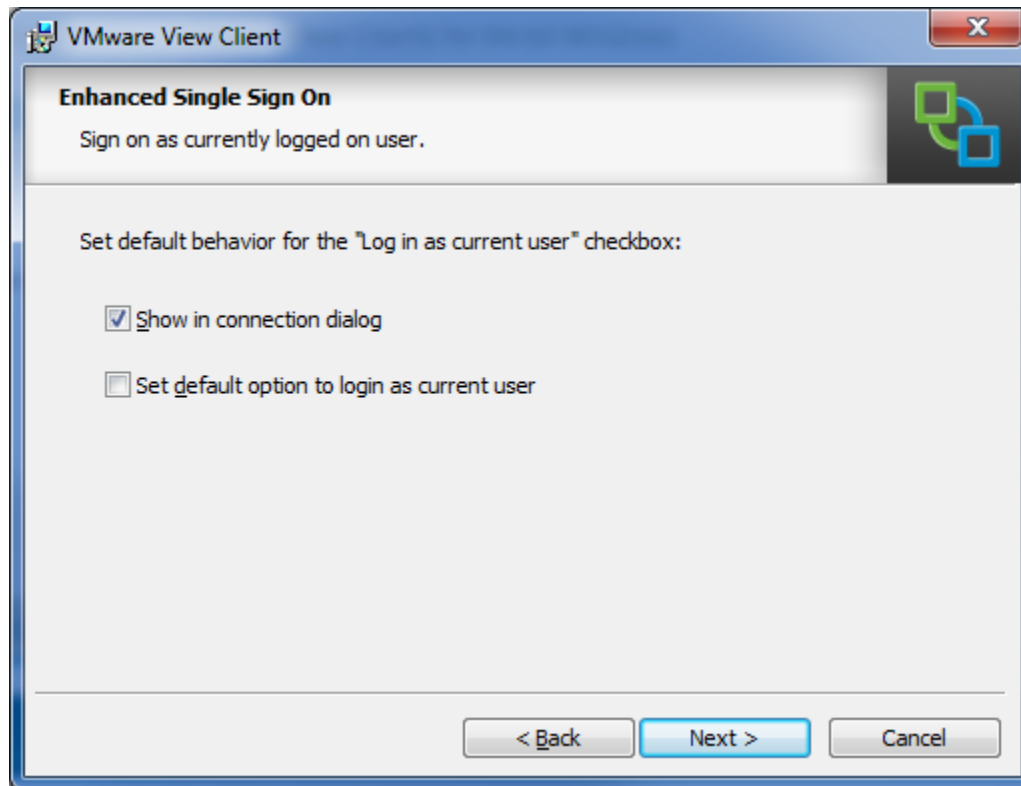
Default Server
Configures the server View Client connects to by default.

Specify a default server for this View Client. This setting is optional.

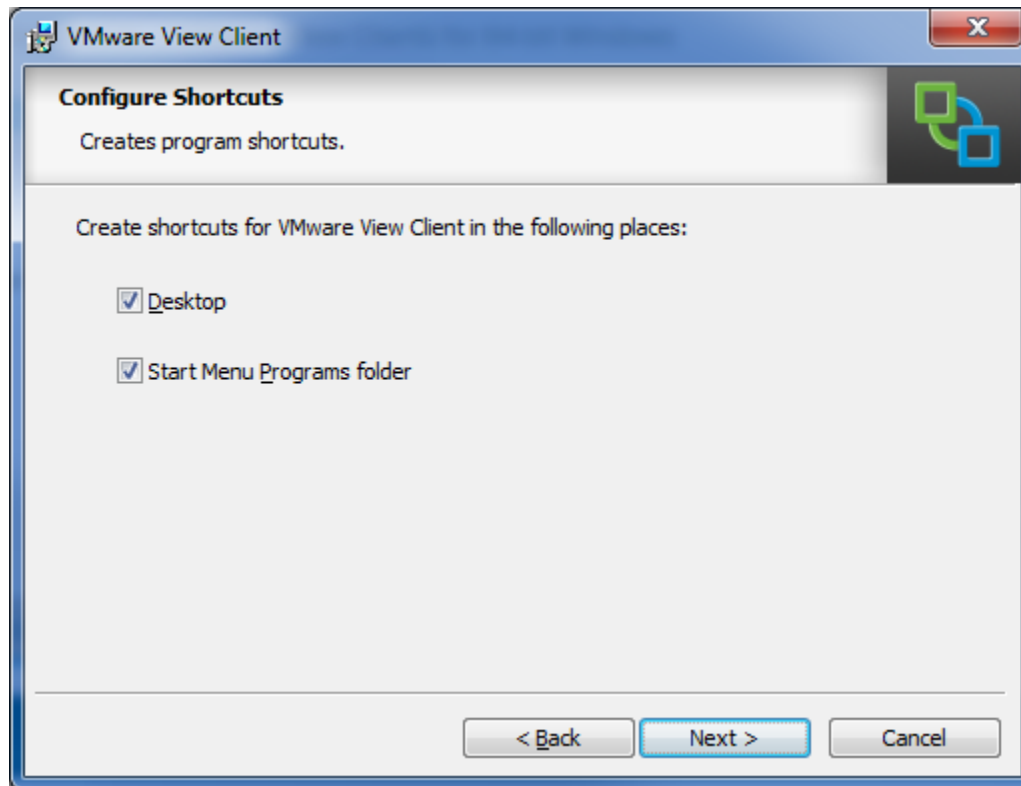
Default View Connection Server:

< Back Next > Cancel

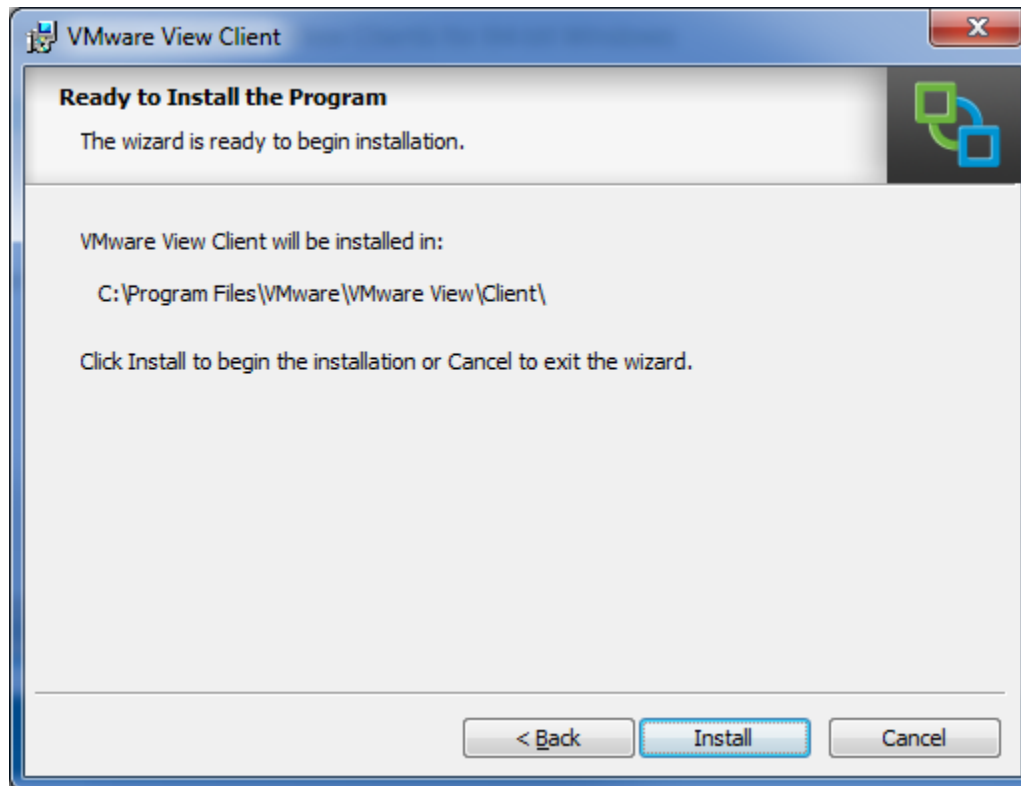
- Click Next



- Click Next



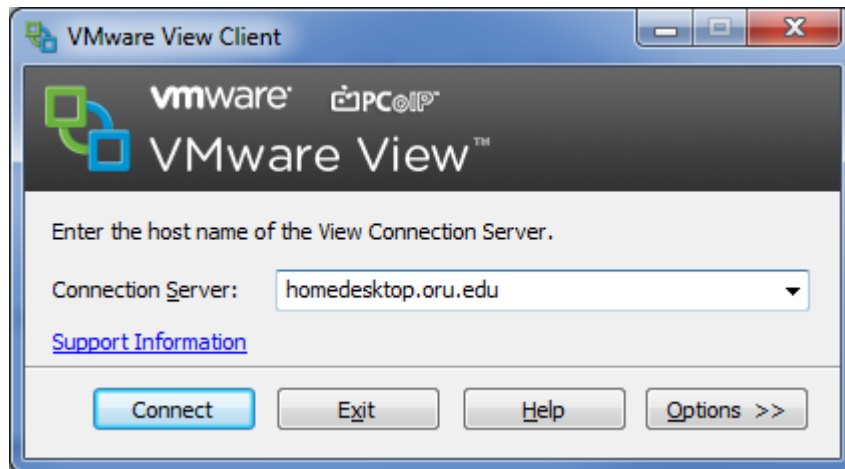
- Click Install



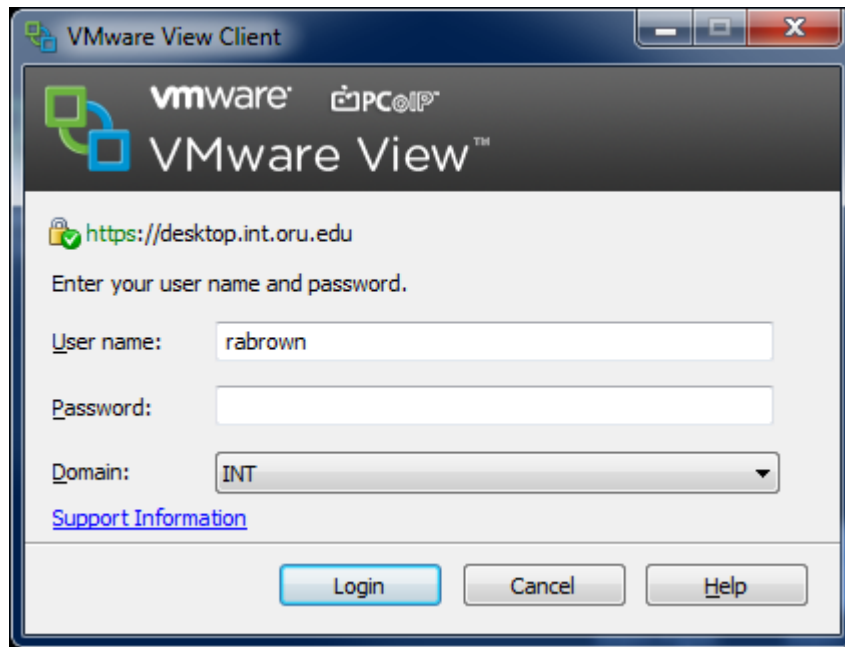
- Reboot
- After reboot, double-click on the icon below



- Make sure the Connection Server shows homedesktop.oru.edu



- Type in your Novell credentials and click Login



- Pick either Faculty or Staff depending upon which is showing

